

Portfolio Development



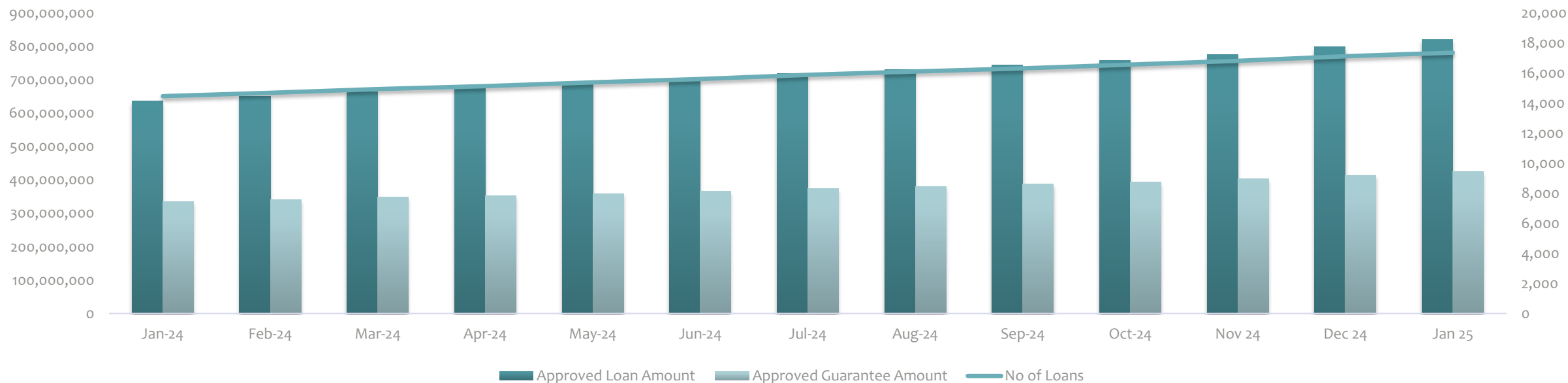
LOAN STATISTICS



FONDI KOSOVAR PËR GARANCI KREDITORE
KOSOVSKI FOND ZA KREDITNO JEMSTVO
KOSOVO CREDIT GUARANTEE FUND

	Sep-24	Oct-24	Dec 24	Jan 25
Approved Loan Amount	744,428,455	758,516,467	799,139,433	820,609,533
Total Outstanding Loans	249,423,830	252,593,738	268,716,559	276,691,925
Approved Guarantee Amount	387,325,712	394,347,738	414,333,856	424,450,786
Total Outstanding Guarantees	127,031,102	128,376,213	135,710,786	138,747,428
No of Loans	16,327	16,578	17,137	17,375
No of Active Loans	7,078	7,097	7,069	7,103

APPROVED LOANS

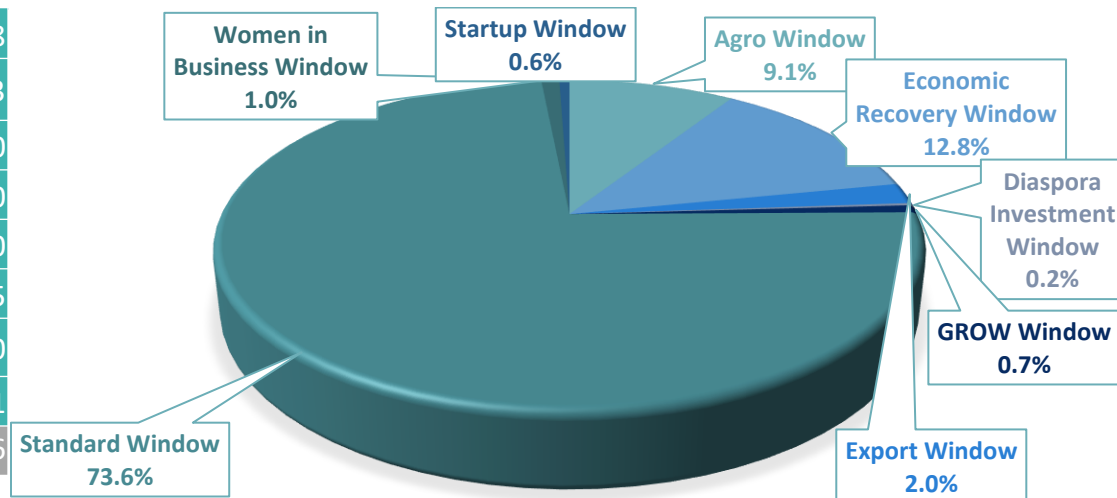


GUARANTEED LOAN PER WINDOW



FONDI KOSOVAR PËR GARANCI KREDITORE
KOSOVSKI FOND ZA KREDITNO JEMSTVO
KOSOVO CREDIT GUARANTEE FUND

Windows	Disbursed Loans	Approved Amount	Approved Guarantee amount
Agro Window	2,112	74,612,907	37,024,398
Economic Recovery Window	1,980	104,721,105	74,291,323
Export Window	119	16,617,000	7,719,250
Diaspora Investment Window	7	1,831,000	1,434,600
GROW Window	16	5,859,000	2,929,500
Standard Window	12,696	604,341,520	293,416,245
Women in Business Window	267	8,066,700	4,262,510
Startup Window	178	4,560,301	3,372,961
Total	17,375	820,609,533	424,450,786



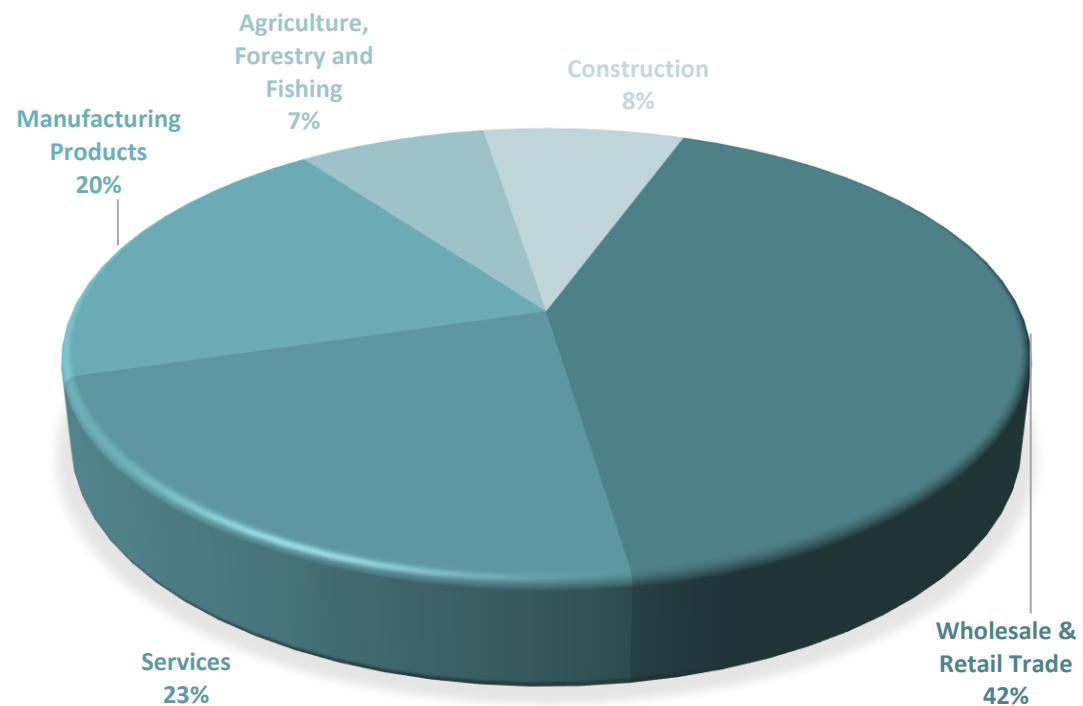
LOANS BY SECTOR



FONDI KOSOVAR PËR GARANCI KREDITORE
KOSOVSKI FOND ZA KREDITNO JEMSTVO
KOSOVO CREDIT GUARANTEE FUND

Main Sectors	No of Loans	Approved Amount	Guarantee Amount	No Of Employees	Proj. Employees*	Projected new employment
Wholesale & Retail Trade	6,681	345,092,129	176,712,348	36,256	46,299	10,043
Services	4,356	186,696,133	97,215,542	32,661	40,830	8,169
Manufacturing Products	2,852	161,317,517	85,064,591	22,084	27,688	5,604
Construction	2,060	61,255,707	31,812,853	4,765	7,159	2,394
Agriculture, Forestry and Fishing	1,426	66,248,047	33,645,454	11,724	14,697	2,973
Total	17,375	820,609,533	424,450,786	107,490	136,673	29,183

* This is an estimation reported by the beneficiaries



LOAN PURPOSE



FONDI KOSOVAR PËR GARANCI KREDITORE
KOSOVSKI FOND ZA KREDITNO JEMSTVO
KOSOVO CREDIT GUARANTEE FUND

Purpose of the Loans	Number of Loans	Approved Amount	Guarantee Amount
Construction/Renovation/Land	2,541	123,972,306	63,786,244
Equipment	4,531	206,301,160	107,049,287
Working Capital	8,482	421,111,217	219,718,206
Other	1,821	69,224,850	33,897,050
Total	17,375	820,609,533	424,450,786

