

# Portfolio Development



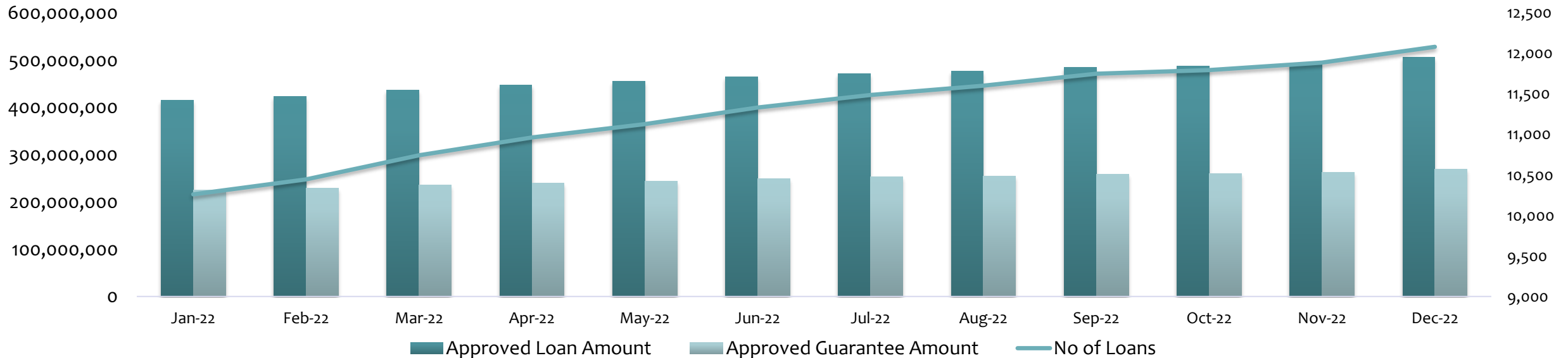
# LOAN STATISTICS



FONDI KOSOVAR PËR GARANCI KREDITORE  
KOSOVSKI FOND ZA KREDITNO JEMSTVO  
KOSOVO CREDIT GUARANTEE FUND

	Sep-22	Oct-22	Nov-22	Dec-22
Approved Loan Amount	484,910,492	487,429,424	493,202,524	506,288,524
Total Outstanding Loans	219,311,386	212,948,271	209,279,572	211,461,143
Approved Guarantee Amount	259,019,138	260,250,204	263,130,404	269,580,304
Total Outstanding Guarantees	122,351,848	118,645,173	116,242,607	116,693,160
No of Loans	11,751	11,796	11,888	12,084
No of Active Loans	6,927	6,990	6,896	6,865

## APPROVED LOANS

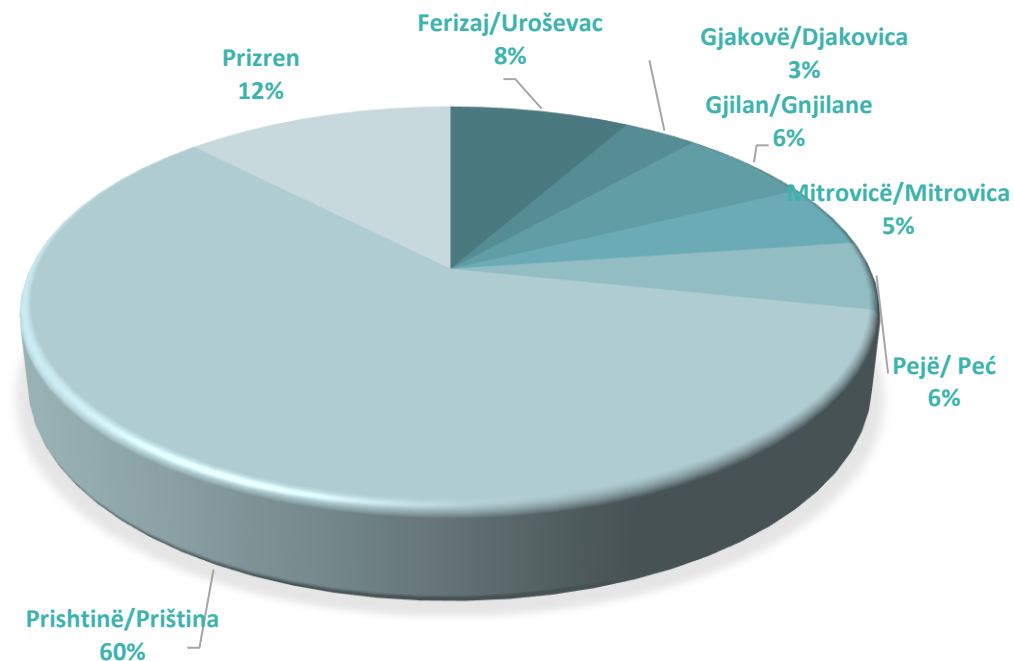


# LOAN DISTRIBUTION BY REGION



FONDI KOSOVAR PËR GARANCI KREDITORE  
KOSOVSKI FOND ZA KREDITNO JEMSTVO  
KOSOVO CREDIT GUARANTEE FUND

Main Regions	No of Loans	Approved Amount	Guarantee Amount
Ferizaj/Uroševac	1,063	41,324,000	21,545,660
Gjakovë/Djakovica	486	16,971,000	8,925,990
Gjilan/Gnjilane	758	31,476,150	16,775,615
Mitrovicë/Mitrovica	632	25,524,100	12,586,850
Pejë/ Peć	704	27,994,400	14,548,435
Prishtinë/Priština	6,989	301,051,383	162,658,942
Prizren	1,452	61,947,492	32,538,812
Total	12,084	506,288,524	269,580,304



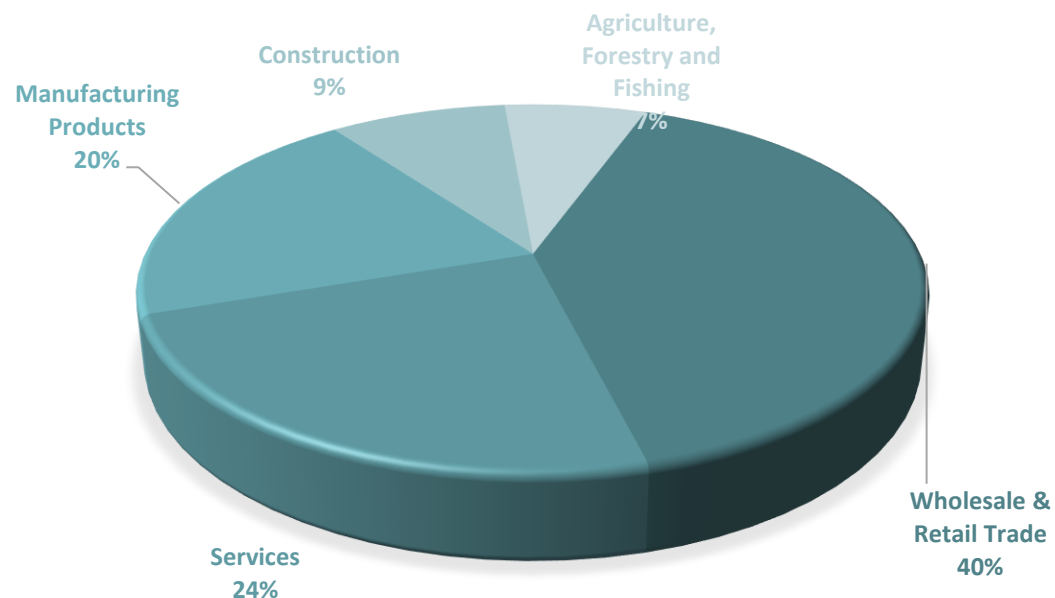
# LOANS BY SECTOR



FONDI KOSOVAR PËR GARANCI KREDITORE  
KOSOVSKI FOND ZA KREDITNO JEMSTVO  
KOSOVO CREDIT GUARANTEE FUND

Main Sectors	No of Loans	Approved Amount	Guarantee Amount	No Of Employees	Proj. Employees*	Projected new employment
Wholesale & Retail Trade	4,655	205,073,611	108,601,209	22,624	29,514	6,890
Services	3,227	120,020,753	63,748,667	22,129	27,916	5,787
Manufacturing Products	2,090	102,036,516	56,314,490	14,627	18,654	4,027
Construction	1,037	43,983,145	22,517,903	8,883	11,091	2,208
Agriculture, Forestry and Fishing	1,075	35,174,500	18,398,036	2,621	3,975	1,354
<b>Total</b>	<b>12,084</b>	<b>506,288,524</b>	<b>269,580,304</b>	<b>70,884</b>	<b>91,150</b>	<b>20,266</b>

\* This is an estimation reported by the beneficiaries



# LOAN PURPOSE



FONDI KOSOVAR PËR GARANCI KREDITORE  
KOSOVSKI FOND ZA KREDITNO JEMSTVO  
KOSOVO CREDIT GUARANTEE FUND

Purpose of the Loans	Number of Loans	Approved Amount	Guarantee Amount
Construction,Renovation or Land	1,785	81,818,018	43,123,875
Equipment	3,033	127,320,774	67,744,558
Working Capital	5,492	232,426,083	126,743,521
Other	1,774	64,723,650	31,968,350
<b>Total</b>	<b>12,084</b>	<b>506,288,524</b>	<b>269,580,304</b>

