

Portfolio Development



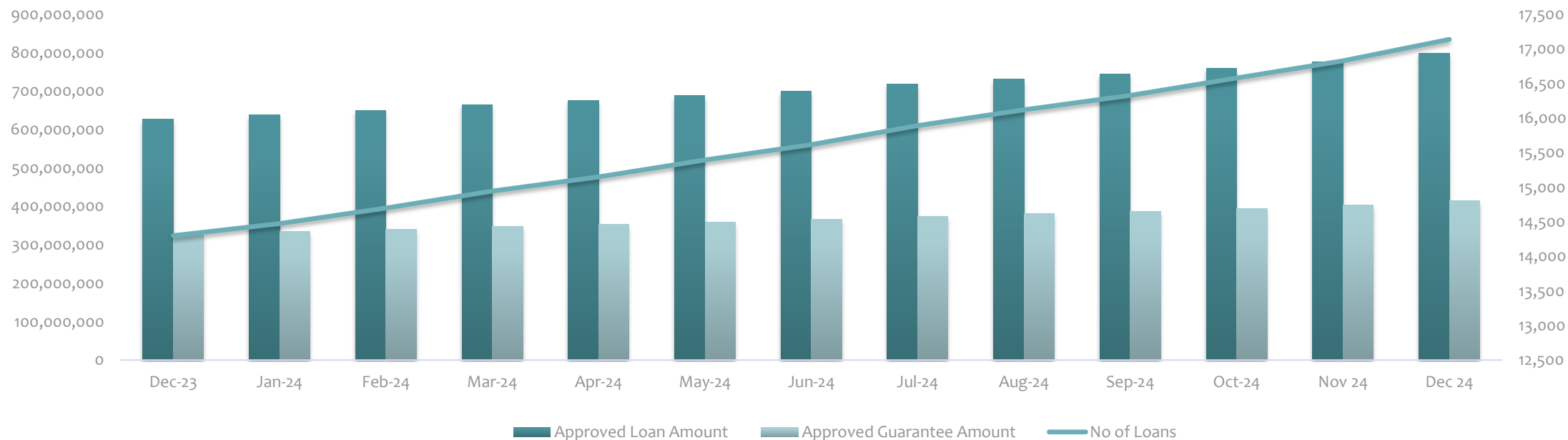
LOAN STATISTICS



FONDI KOSOVAR PËR GARANCI KREDITORE
KOSOVSKI FOND ZA KREDITNO JEMSTVO
KOSOVO CREDIT GUARANTEE FUND

	Sep-24	Oct-24	Nov 24	Dec 24
Approved Loan Amount	744,428,455	758,516,467	776,895,683	799,139,433
Total Outstanding Loans	249,423,830	252,593,738	260,763,925	268,716,559
Approved Guarantee Amount	387,325,712	394,347,738	403,386,371	414,333,856
Total Outstanding Guarantees	127,031,102	128,376,213	132,087,444	135,710,786
No of Loans	16,327	16,578	16,827	17,137
No of Active Loans	7,078	7,097	7,055	7,069

APPROVED LOANS

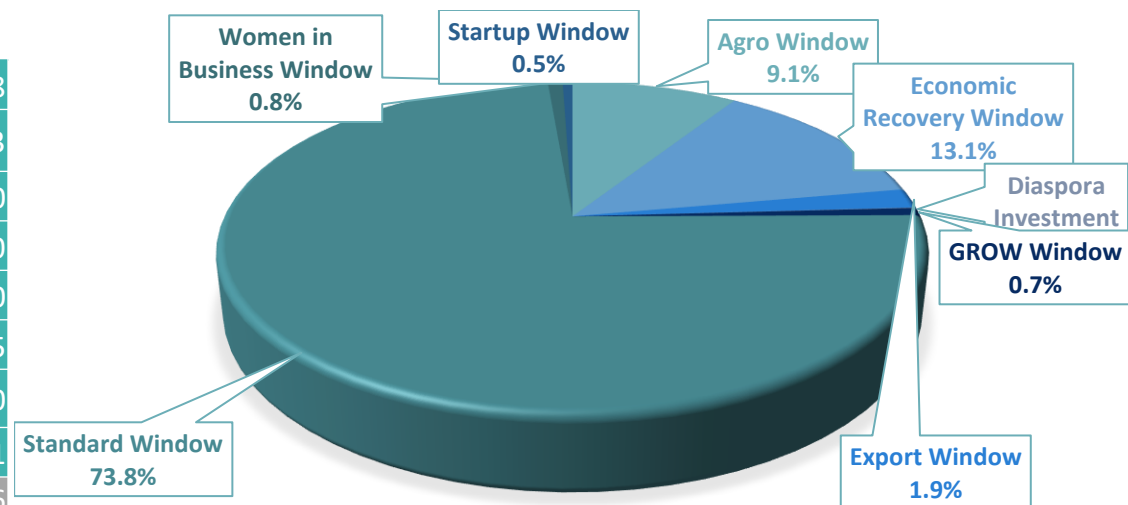


GUARANTEED LOAN PER WINDOW



FONDI KOSOVAR PËR GARANCI KREDITORE
KOSOVSKI FOND ZA KREDITNO JEMSTVO
KOSOVO CREDIT GUARANTEE FUND

Windows	Disbursed Loans	Approved Amount	Approved Guarantee amount
Agro Window	2,065	72,685,607	36,043,768
Economic Recovery Window	1,980	104,721,105	74,291,323
Export Window	113	15,137,000	6,979,250
Diaspora Investment Window	6	331,000	234,600
GROW Window	16	5,859,000	2,929,500
Standard Window	12,551	589,653,220	287,217,695
Women in Business Window	238	6,467,200	3,462,760
Startup Window	168	4,285,301	3,174,961
Total	17,137	799,139,433	414,333,856



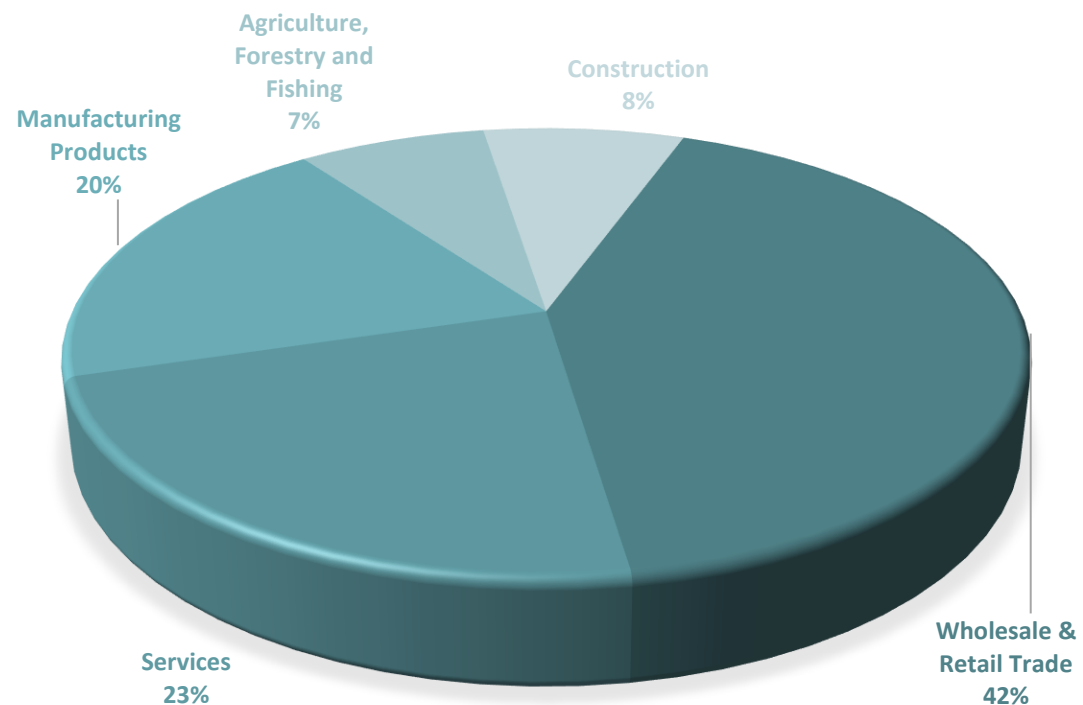
LOANS BY SECTOR



FONDI KOSOVAR PËR GARANCI KREDITORE
KOSOVSKI FOND ZA KREDITNO JEMSTVO
KOSOVO CREDIT GUARANTEE FUND

Main Sectors	No of Loans	Approved Amount	Guarantee Amount	No Of Employees	Proj. Employees*	Projected new employment
Wholesale & Retail Trade	6,597	336,699,829	173,545,298	35,673	45,613	9,940
Services	4,304	181,335,633	94,134,292	31,963	40,051	8,088
Manufacturing Products	2,807	156,397,917	82,599,691	21,701	27,243	5,542
Construction	2,021	59,878,407	31,114,223	4,697	7,052	2,355
Agriculture, Forestry and Fishing	1,408	64,827,647	32,940,354	11,659	14,614	2,955
Total	17,137	799,139,433	414,333,856	105,693	134,573	28,880

* This is an estimation reported by the beneficiaries



LOAN PURPOSE



FONDI KOSOVAR PËR GARANCI KREDITORE
KOSOVSKI FOND ZA KREDITNO JEMSTVO
KOSOVO CREDIT GUARANTEE FUND

Purpose of the Loans	Number of Loans	Approved Amount	Guarantee Amount
Construction/Renovation/Land	2,507	116,489,806	60,583,094
Equipment	4,465	200,922,760	104,403,747
Working Capital	8,344	412,502,017	215,449,966
Other	1,821	69,224,850	33,897,050
Total	17,137	799,139,433	414,333,856

