

# Portfolio Development



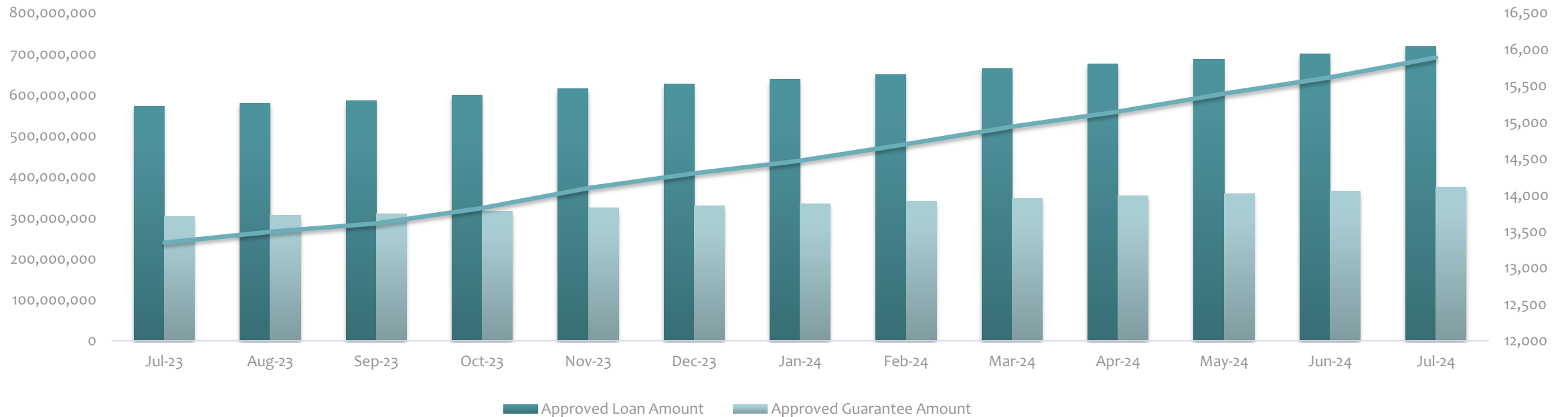
# LOAN STATISTICS



FONDI KOSOVAR PËR GARANCI KREDITORE  
KOSOVSKI FOND ZA KREDITNO JEMSTVO  
KOSOVO CREDIT GUARANTEE FUND

	Apr-24	May-24	Jun-24	Jul-24
Approved Loan Amount	675,624,483	687,737,033	700,556,946	718,675,246
Total Outstanding Loans	232,547,614	234,860,196	238,103,715	245,749,353
Approved Guarantee Amount	353,588,949	359,569,219	365,949,313	374,585,363
Total Outstanding Guarantees	120,510,729	121,306,827	122,636,349	125,863,472
No of Loans	15,148	15,394	15,617	15,890
No of Active Loans	6,947	6,991	6,971	7,038

## APPROVED LOANS

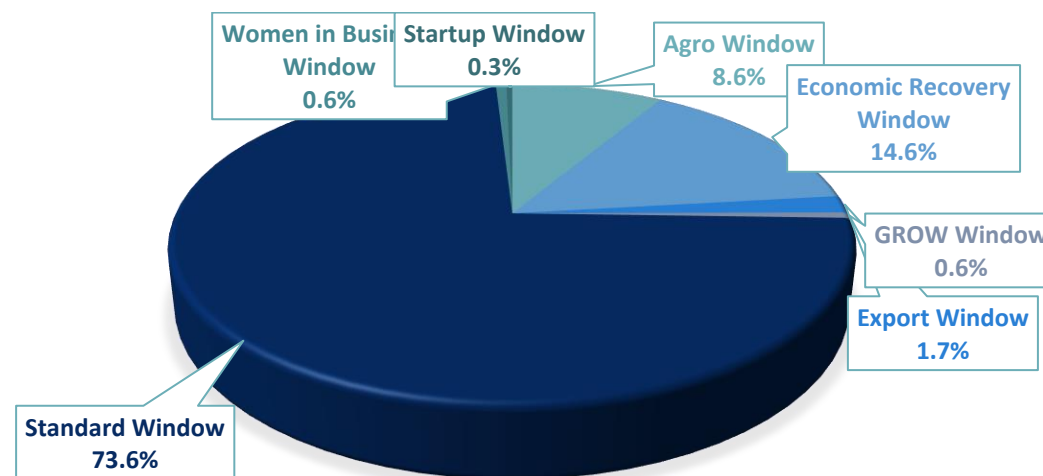


# GUARANTEED LOAN PER WINDOW



FONDI KOSOVAR PËR GARANCI KREDITORE  
KOSOVSKI FOND ZA KREDITNO JEMSTVO  
KOSOVO CREDIT GUARANTEE FUND

Windows	Disbursed Loans	Approved Amount	Approved Guarantee amount
Agro Window	1,759	61,814,913	30,498,266
Economic Recovery Window	1,980	104,721,105	74,291,323
Export Window	88	12,499,000	5,660,250
GROW Window	8	4,018,000	2,009,000
Standard Window	11,796	528,877,727	257,982,394
Women in Business Window	170	4,291,800	2,325,120
Startup Window	89	2,452,701	1,819,011
<b>Total</b>	<b>15,890</b>	<b>718,675,246</b>	<b>374,585,363</b>



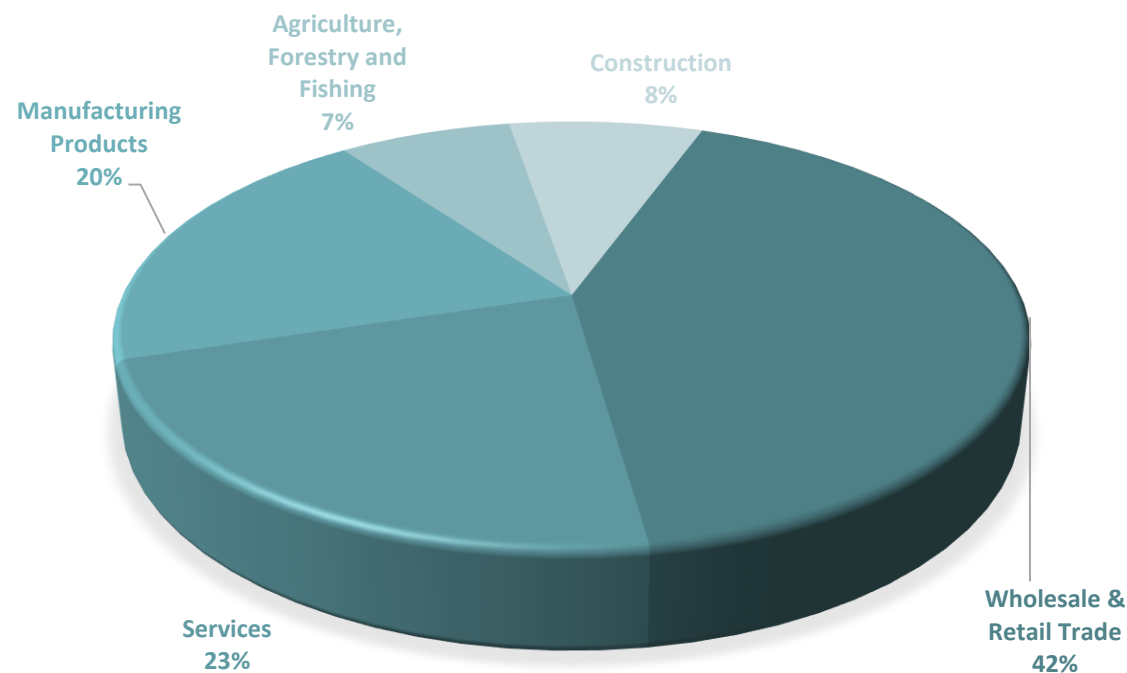
# LOANS BY SECTOR



FONDI KOSOVAR PËR GARANCI KREDITORE  
KOSOVSKI FOND ZA KREDITNO JEMSTVO  
KOSOVO CREDIT GUARANTEE FUND

Main Sectors	No of Loans	Approved Amount	Guarantee Amount	No Of Employees	Proj. Employees*	Projected new employment
Wholesale & Retail Trade	6,175	303,158,522	157,353,954	32,601	41,784	9,183
Services	4,012	161,307,153	84,158,997	29,341	36,862	7,521
Manufacturing Products	2,632	142,609,817	75,742,441	20,198	25,361	5,163
Construction	1,758	52,573,713	27,319,221	4,246	6,316	2,070
Agriculture, Forestry and Fishing	1,313	59,026,041	30,010,751	11,025	13,834	2,809
<b>Total</b>	<b>15,890</b>	<b>718,675,246</b>	<b>374,585,363</b>	<b>97,411</b>	<b>124,157</b>	<b>26,746</b>

\* This is an estimation reported by the beneficiaries



# LOAN PURPOSE



FONDI KOSOVAR PËR GARANCI KREDITORE  
KOSOVSKI FOND ZA KREDITNO JEMSTVO  
KOSOVO CREDIT GUARANTEE FUND

Purpose of the Loans	Number of Loans	Approved Amount	Guarantee Amount
Construction/Renovation/Land	2,323	105,878,518	55,281,670
Equipment	4,061	176,753,030	92,221,477
Working Capital	7,696	367,963,848	193,642,666
Other	1,810	68,079,850	33,439,550
<b>Total</b>	<b>15,890</b>	<b>718,675,246</b>	<b>374,585,363</b>

