

Portfolio Development



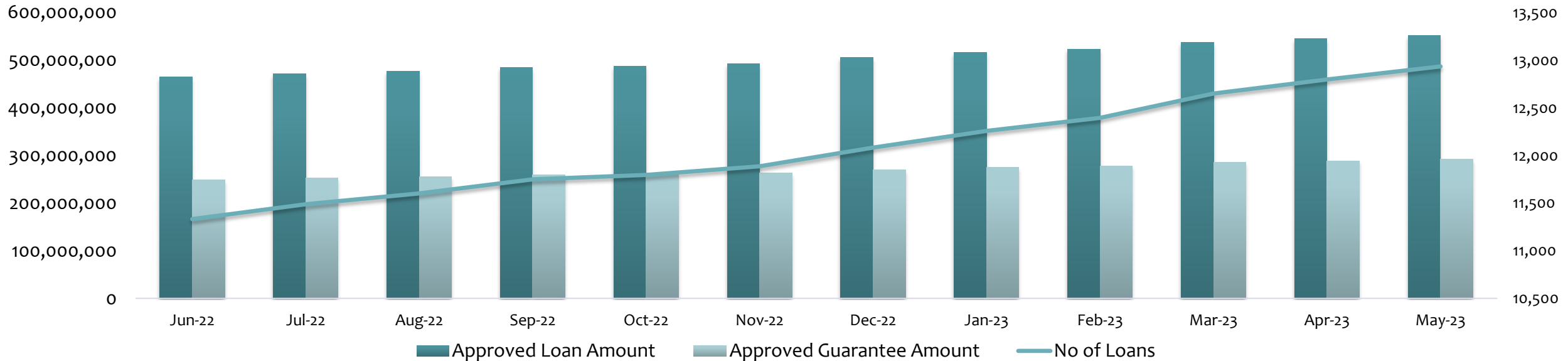
LOAN STATISTICS



FONDI KOSOVAR PËR GARANCI KREDITORE
KOSOVSKI FOND ZA KREDITNO JEMSTVO
KOSOVO CREDIT GUARANTEE FUND

	Feb-23	Mar-23	Apr-23	May-23
Approved Loan Amount	523,741,915	537,440,365	545,292,065	551,975,365
Total Outstanding Loans	211,383,090	215,807,897	215,275,043	213,212,969
Approved Guarantee Amount	278,320,149	285,075,069	288,899,309	292,217,539
Total Outstanding Guarantees	115,889,377	117,461,238	116,656,285	115,223,394
No of Loans	12,395	12,651	12,798	12,936
No of Active Loans	6,912	6,939	6,954	6,942

APPROVED LOANS



GUARANTEED LOAN PER WINDOW



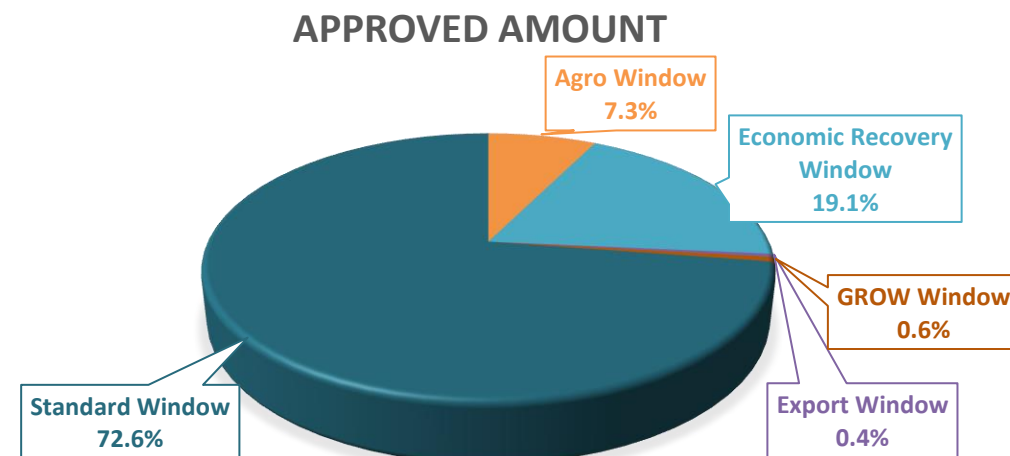
FONDI KOSOVAR PËR GARANCI KREDITORE
KOSOVSKI FOND ZA KREDITNO JEMSTVO
KOSOVO CREDIT GUARANTEE FUND

Windows	Disbursed Loans	Approved Amount	Approved Guarantee amount
Agro Window	1,149	40,530,650	19,838,781
Economic Recovery Window	2,015	105,555,705	74,948,973
Export Window	18	2,086,000	971,000
GROW Window	4	3,048,000	1,524,000
Standard Window	9,743	400,603,010	194,826,685
Women in Business Window	3	45,000	22,500
Startup Window	4	107,000	85,600
Total	12,936	551,975,365	292,217,539

* Launched on December 2022

** Piloted with one RFI

*** Launched on April 2023



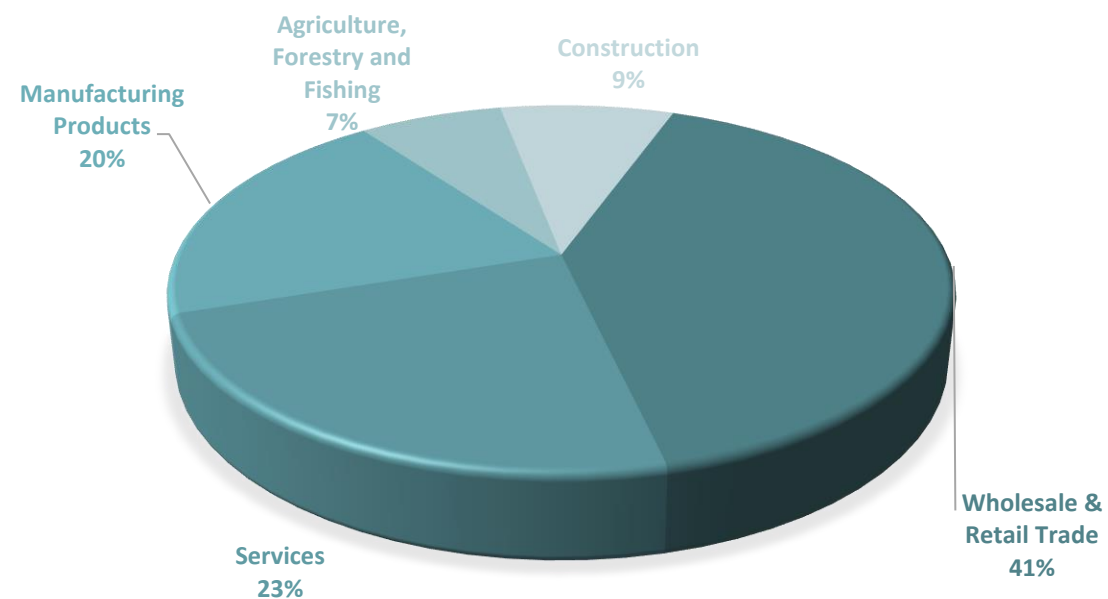
LOANS BY SECTOR



FONDI KOSOVAR PËR GARANCI KREDITORE
KOSOVSKI FOND ZA KREDITNO JEMSTVO
KOSOVO CREDIT GUARANTEE FUND

Main Sectors	No of Loans	Approved Amount	Guarantee Amount	No Of Employees	Proj. Employees*	Projected new employment
Wholesale & Retail Trade	4,984	226,914,101	119,460,444	25,432	32,846	7,414
Services	3,400	128,417,653	67,832,917	23,983	30,278	6,295
Manufacturing Products	2,210	109,691,516	60,050,140	15,936	20,247	4,311
Construction	1,245	40,070,950	20,907,136	3,045	4,580	1,535
Agriculture, Forestry and Fishing	1,097	46,881,145	23,966,903	9,389	11,725	2,336
Total	12,936	551,975,365	292,217,539	77,785	99,676	21,891

* This is an estimation reported by the beneficiaries



LOAN PURPOSE



FONDI KOSOVAR PËR GARANCI KREDITORE
KOSOVSKI FOND ZA KREDITNO JEMSTVO
KOSOVO CREDIT GUARANTEE FUND

Purpose of the Loans	Number of Loans	Approved Amount	Guarantee Amount
Construction, Renovation or Land	1,913	86,650,118	45,552,125
Equipment	3,268	139,073,274	73,548,138
Working Capital	5,972	260,726,323	140,820,727
Other	1,783	65,525,650	32,296,550
Total	12,936	551,975,365	292,217,539

