

Portfolio Development



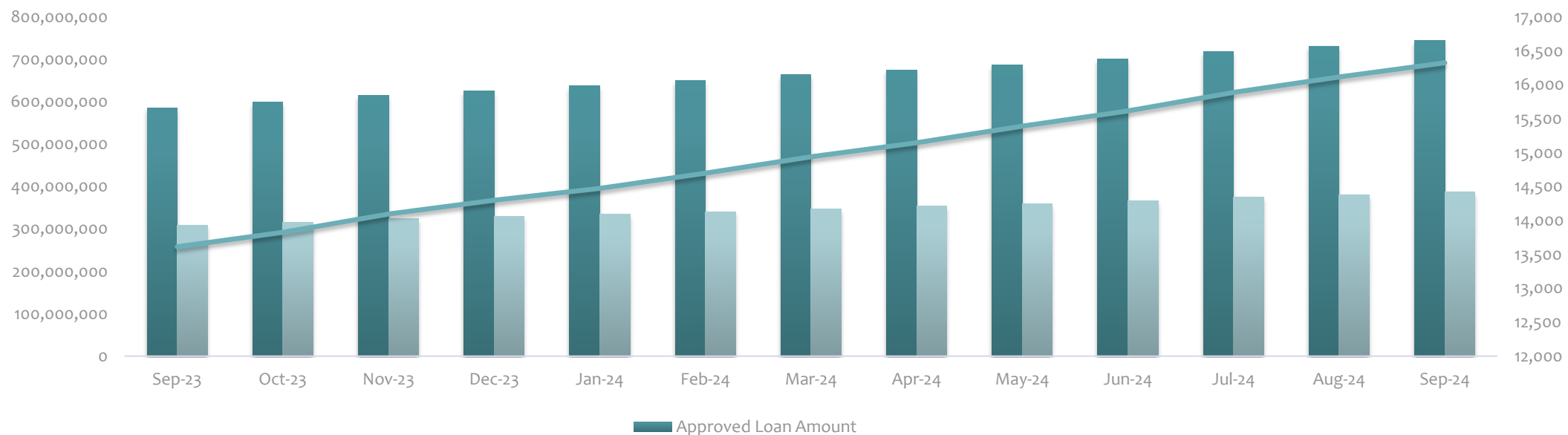
LOAN STATISTICS



FONDI KOSOVAR PËR GARANCI KREDITORE
KOSOVSKI FOND ZA KREDITNO JEMSTVO
KOSOVO CREDIT GUARANTEE FUND

	Jun-24	Jul-24	Aug-24	Sep-24
Approved Loan Amount	700,556,946	718,675,246	731,753,105	744,428,455
Total Outstanding Loans	238,103,715	245,749,353	247,875,514	249,423,830
Approved Guarantee Amount	365,949,313	374,585,363	381,093,542	387,325,712
Total Outstanding Guarantees	122,636,349	125,863,472	126,607,721	127,031,102
No of Loans	15,617	15,890	16,120	16,327
No of Active Loans	6,971	7,038	7,101	7,078

APPROVED LOANS

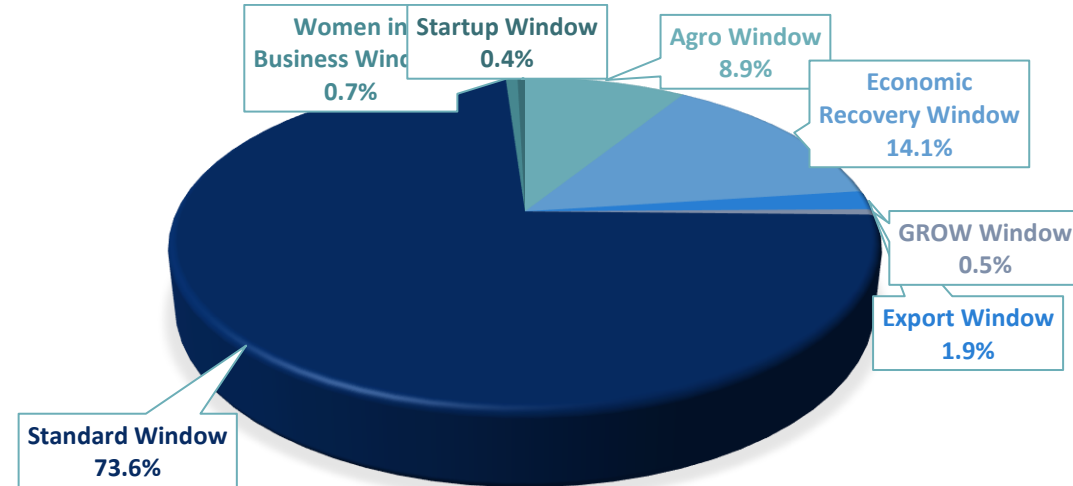


GUARANTEED LOAN PER WINDOW



FONDI KOSOVAR PËR GARANCI KREDITORE
KOSOVSKI FOND ZA KREDITNO JEMSTVO
KOSOVO CREDIT GUARANTEE FUND

Windows	Disbursed Loans	Approved Amount	Approved Guarantee amount
Agro Window	1,884	65,930,940	32,572,124
Economic Recovery Window	1,980	104,721,105	74,291,323
Export Window	97	13,804,000	6,312,750
GROW Window	8	4,018,000	2,009,000
Standard Window	12,055	548,036,909	267,302,385
Women in Business Window	190	4,874,800	2,622,620
Startup Window	113	3,042,701	2,215,511
Total	16,327	744,428,455	387,325,712



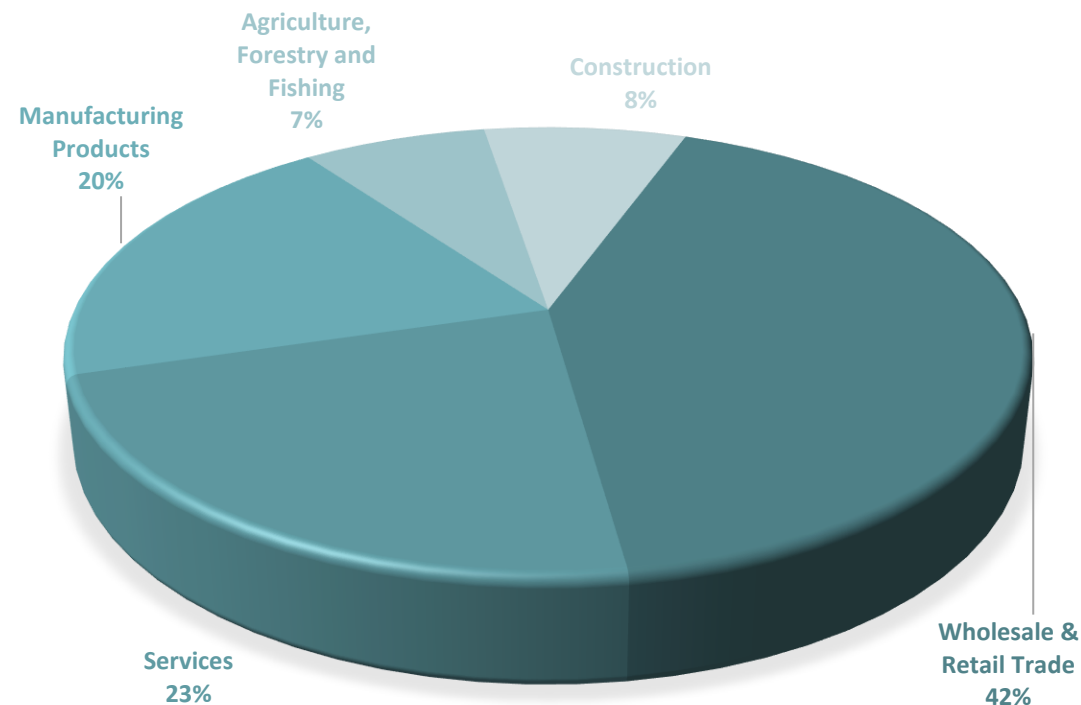
LOANS BY SECTOR



FONDI KOSOVAR PËR GARANCI KREDITORE
KOSOVSKI FOND ZA KREDITNO JEMSTVO
KOSOVO CREDIT GUARANTEE FUND

Main Sectors	No of Loans	Approved Amount	Guarantee Amount	No Of Employees	Proj. Employees*	Projected new employment
Wholesale & Retail Trade	6,308	313,450,304	162,371,345	33,389	42,819	9,430
Services	4,119	168,661,053	87,801,947	30,297	38,037	7,740
Manufacturing Products	2,687	145,764,317	77,336,191	20,680	25,954	5,274
Construction	1,867	55,685,740	28,888,579	4,409	6,590	2,181
Agriculture, Forestry and Fishing	1,346	60,867,041	30,927,651	11,191	14,053	2,862
Total	16,327	744,428,455	387,325,712	99,966	127,453	27,487

* This is an estimation reported by the beneficiaries



LOAN PURPOSE



FONDI KOSOVAR PËR GARANCI KREDITORE
KOSOVSKI FOND ZA KREDITNO JEMSTVO
KOSOVO CREDIT GUARANTEE FUND

Purpose of the Loans	Number of Loans	Approved Amount	Guarantee Amount
Construction/Renovation/Land	2,386	109,110,900	56,914,871
Equipment	4,219	185,296,480	96,545,037
Working Capital	7,906	381,116,225	200,117,755
Other	1,816	68,904,850	33,748,050
Total	16,327	744,428,455	387,325,712

