

Portfolio Development



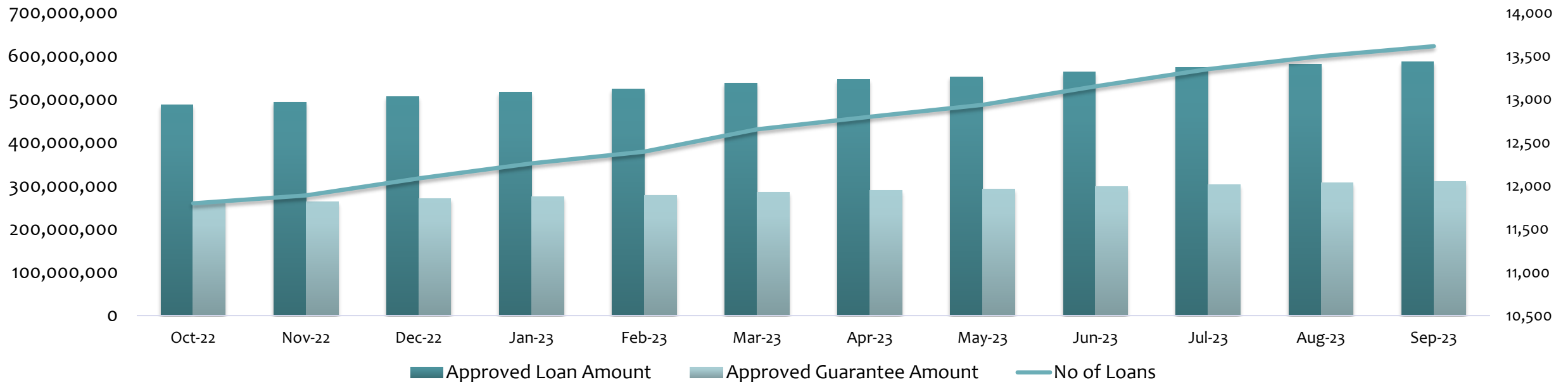
LOAN STATISTICS



FONDI KOSOVAR PËR GARANCI KREDITORE
KOSOVSKI FOND ZA KREDITNO JEMSTVO
KOSOVO CREDIT GUARANTEE FUND

	Jun-23	Jul-23	Aug-23	Sep-23
Approved Loan Amount	563,034,915	573,057,211	580,301,561	586,122,361
Total Outstanding Loans	214,586,080	215,906,202	213,282,648	210,135,699
Approved Guarantee Amount	297,827,829	302,803,627	306,356,602	309,215,302
Total Outstanding Guarantees	115,637,631	115,963,644	114,143,707	112,103,642
No of Loans	13,148	13,347	13,497	13,613
No of Active Loans	6,990	7,031	7,019	6,947

APPROVED LOANS



GUARANTEED LOAN PER WINDOW



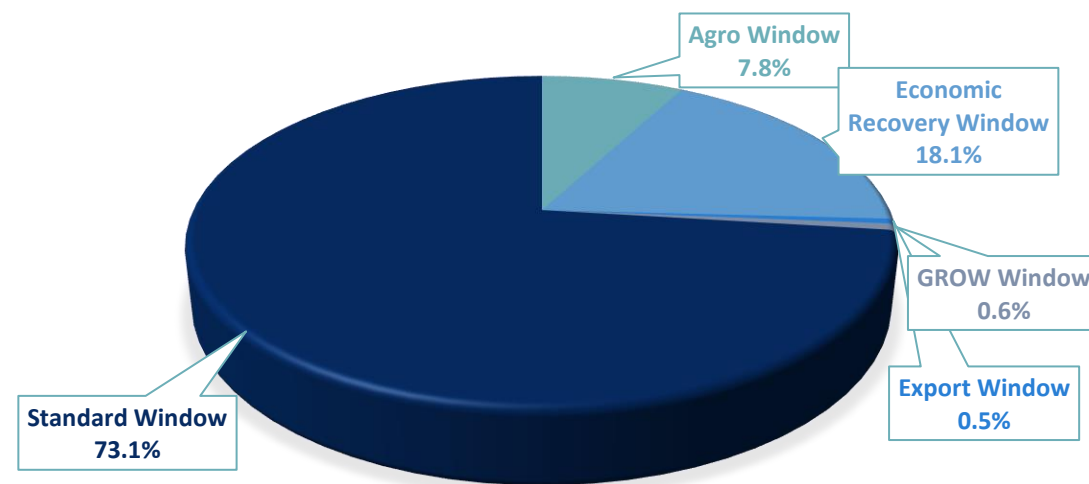
FONDI KOSOVAR PËR GARANCI KREDITORE
KOSOVSKI FOND ZA KREDITNO JEMSTVO
KOSOVO CREDIT GUARANTEE FUND

Windows	Disbursed Loans	Approved Amount	Approved Guarantee amount
Agro Window	1,293	45,598,350	22,331,646
Economic Recovery Window	2,015	105,555,705	74,948,973
Export Window	28	2,777,000	1,316,500
GROW Window	6	3,618,000	1,809,000
Standard Window	10,214	427,072,606	207,874,733
Women in Business Window	38	943,200	506,600
Startup Window	19	557,500	427,850
Total	13,613	586,122,361	309,215,302

* Launched on December 2022

** Piloted with one RFI

*** Launched on April 2023



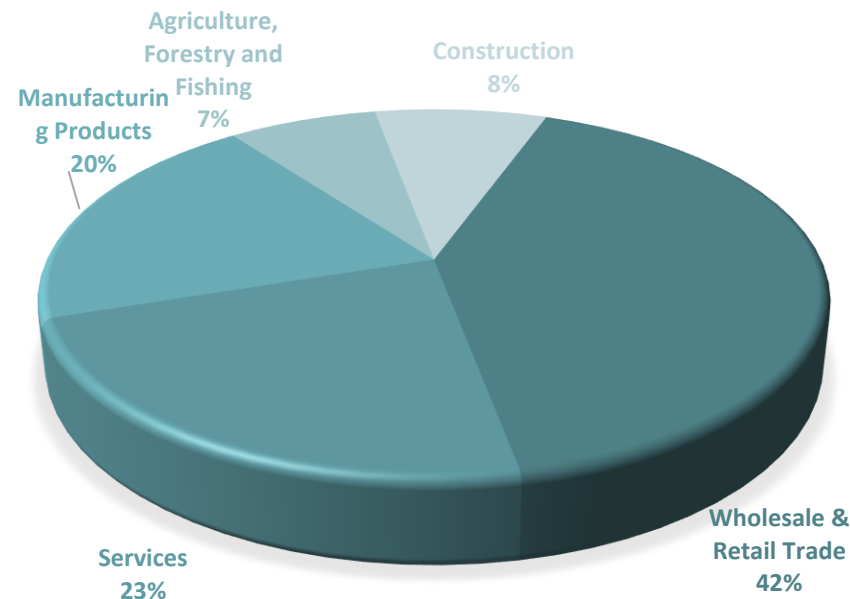
LOANS BY SECTOR



FONDI KOSOVAR PËR GARANCI KREDITORE
KOSOVSKI FOND ZA KREDITNO JEMSTVO
KOSOVO CREDIT GUARANTEE FUND

Main Sectors	No of Loans	Approved Amount	Guarantee Amount	No Of Employees	Proj. Employees*	Projected new employment
Wholesale & Retail Trade	5,265	243,360,101	127,642,144	27,164	34,986	7,822
Services	3,541	134,015,853	70,601,167	25,385	31,950	6,565
Manufacturing Products	2,306	116,073,216	63,198,990	16,986	21,535	4,549
Construction	1,358	43,025,650	22,406,001	3,347	5,016	1,669
Agriculture, Forestry and Fishing	1,143	49,647,541	25,367,001	9,724	12,182	2,458
Total	13,613	586,122,361	309,215,302	82,606	105,669	23,063

* This is an estimation reported by the beneficiaries



LOAN PURPOSE



FONDI KOSOVAR PËR GARANCI KREDITORE
KOSOVSKI FOND ZA KREDITNO JEMSTVO
KOSOVO CREDIT GUARANTEE FUND

Purpose of the Loans	Number of Loans	Approved Amount	Guarantee Amount
Construction,Renovation or Land	1,994	89,591,318	47,053,550
Equipment	3,464	147,889,070	77,957,996
Working Capital	6,370	283,077,323	151,883,807
Other	1,785	65,564,650	32,319,950
Total	13,613	586,122,361	309,215,302

