

Portfolio Development



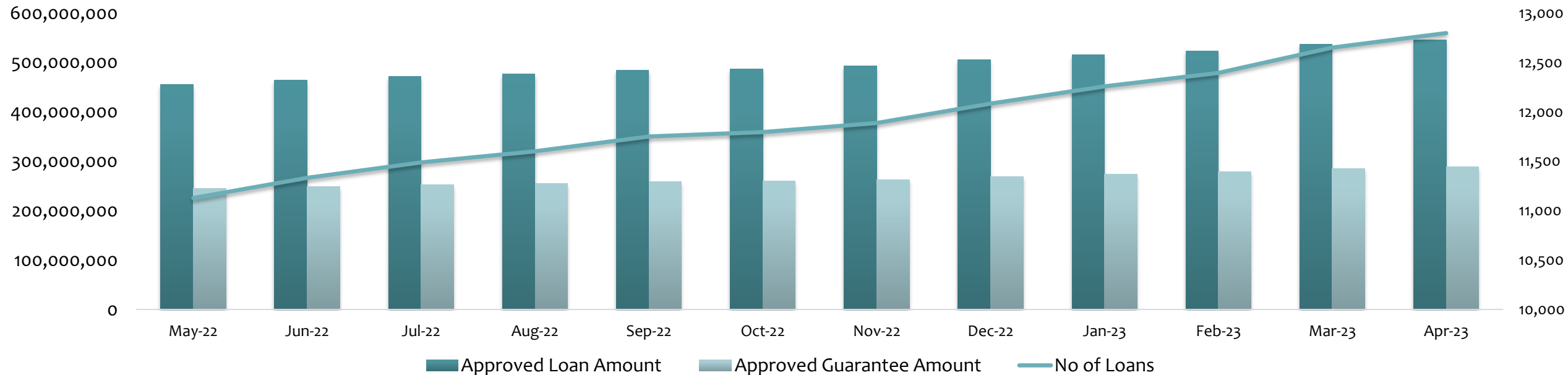
LOAN STATISTICS



FONDI KOSOVAR PËR GARANCI KREDITORE
KOSOVSKI FOND ZA KREDITNO JEMSTVO
KOSOVO CREDIT GUARANTEE FUND

	Jan-23	Feb-23	Mar-23	Apr-23
Approved Loan Amount	516,201,524	523,741,915	537,440,365	545,292,065
Total Outstanding Loans	212,591,376	211,383,090	215,807,897	215,275,043
Approved Guarantee Amount	274,540,304	278,320,149	285,075,069	288,899,309
Total Outstanding Guarantees	116,909,234	115,889,377	117,461,238	116,656,285
No of Loans	12,258	12,395	12,651	12,798
No of Active Loans	6,899	6,912	6,939	6,954

APPROVED LOANS



GUARANTEED LOAN PER WINDOW



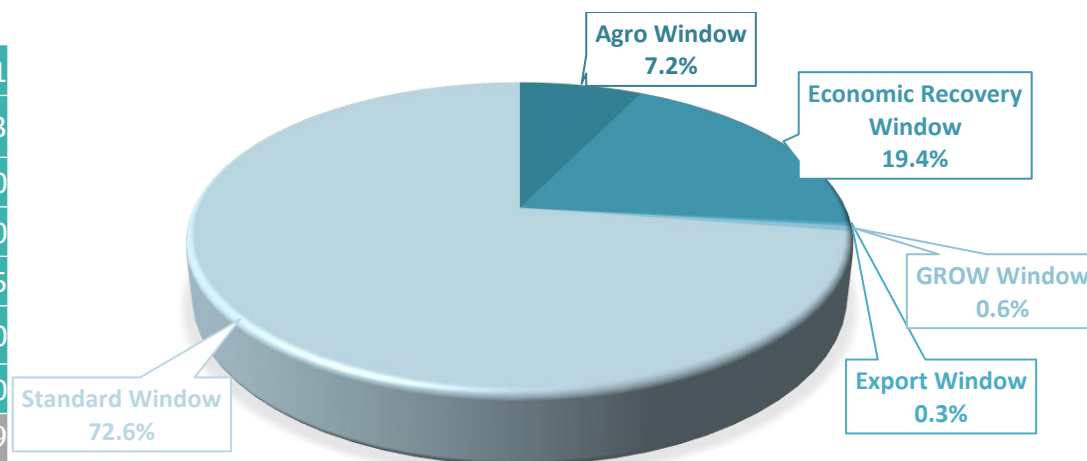
FONDI KOSOVAR PËR GARANCI KREDITORE
KOSOVSKI FOND ZA KREDITNO JEMSTVO
KOSOVO CREDIT GUARANTEE FUND

Windows	Disbursed Loans	Approved Amount	Approved Guarantee amount
Agro Window	1,100	39,178,850	19,176,701
Economic Recovery Window	2,015	105,555,705	74,948,973
Export Window	13	1,731,000	793,500
GROW Window	4	3,048,000	1,524,000
Standard Window	9,661	395,668,510	192,381,635
Women in Business Window	3	45,000	22,500
Startup Window	2	65,000	52,000
Total	12,798	545,292,065	288,899,309

* Launched on December 2022

** Piloted with one RFI

*** Launched on April 2023



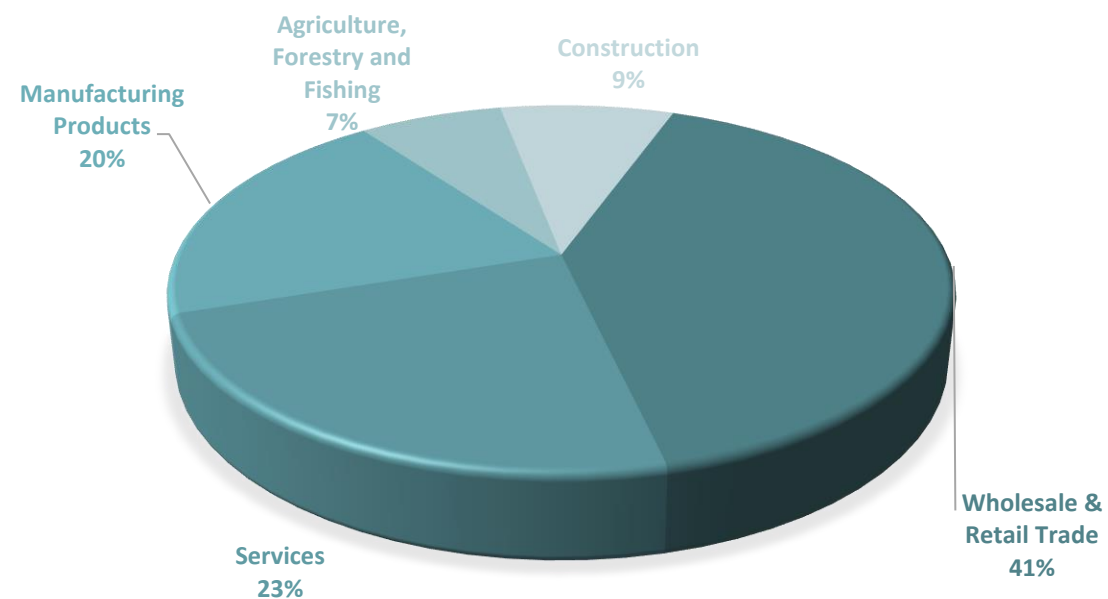
LOANS BY SECTOR



FONDI KOSOVAR PËR GARANCI KREDITORE
KOSOVSKI FOND ZA KREDITNO JEMSTVO
KOSOVO CREDIT GUARANTEE FUND

Main Sectors	No of Loans	Approved Amount	Guarantee Amount	No Of Employees	Proj. Employees*	Projected new employment
Wholesale & Retail Trade	4,947	224,514,101	118,260,444	25,212	32,590	7,378
Services	3,374	127,135,653	67,201,517	23,477	29,652	6,175
Manufacturing Products	2,185	108,326,016	59,363,890	15,684	19,938	4,254
Construction	1,203	38,924,150	20,351,056	2,958	4,454	1,496
Agriculture, Forestry and Fishing	1,089	46,392,145	23,722,403	9,315	11,621	2,306
Total	12,798	545,292,065	288,899,309	76,646	98,255	21,609

* This is an estimation reported by the beneficiaries



LOAN PURPOSE



FONDI KOSOVAR PËR GARANCI KREDITORE
KOSOVSKI FOND ZA KREDITNO JEMSTVO
KOSOVO CREDIT GUARANTEE FUND

Purpose of the Loans	Number of Loans	Approved Amount	Guarantee Amount
Construction, Renovation or Land	1,888	85,526,118	45,004,625
Equipment	3,230	137,370,974	72,705,158
Working Capital	5,897	256,869,323	138,892,977
Other	1,783	65,525,650	32,296,550
Total	12,798	545,292,065	288,899,309

