

Portfolio Development



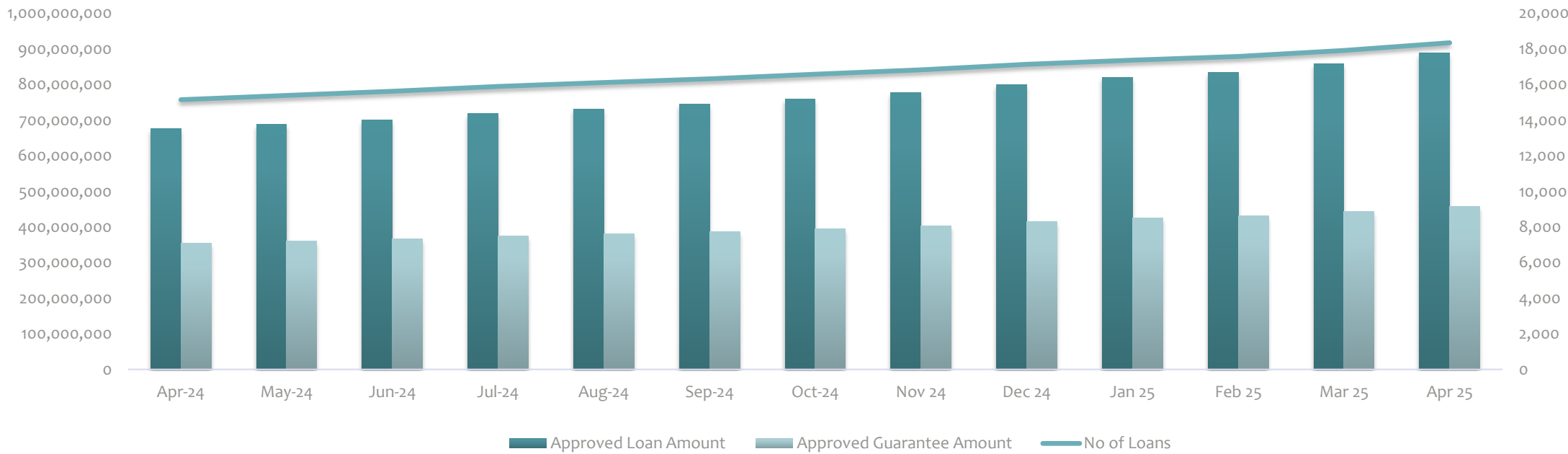
LOAN STATISTICS



FONDI KOSOVAR PËR GARANCI KREDITORE
KOSOVSKI FOND ZA KREDITNO JEMSTVO
KOSOVO CREDIT GUARANTEE FUND

	Jan 25	Feb 25	Mar 25	Apr 25
Approved Loan Amount	820,609,533	834,566,633	858,061,533	888,681,783
Total Outstanding Loans	276,691,925	279,567,822	291,565,983	309,121,258
Approved Guarantee Amount	424,450,786	431,261,586	443,130,406	457,813,241
Total Outstanding Guarantees	138,747,428	139,929,439	145,858,124	154,434,763
No of Loans	17,375	17,579	17,921	18,348
No of Active Loans	7,103	7,091	7,252	7,446

APPROVED LOANS

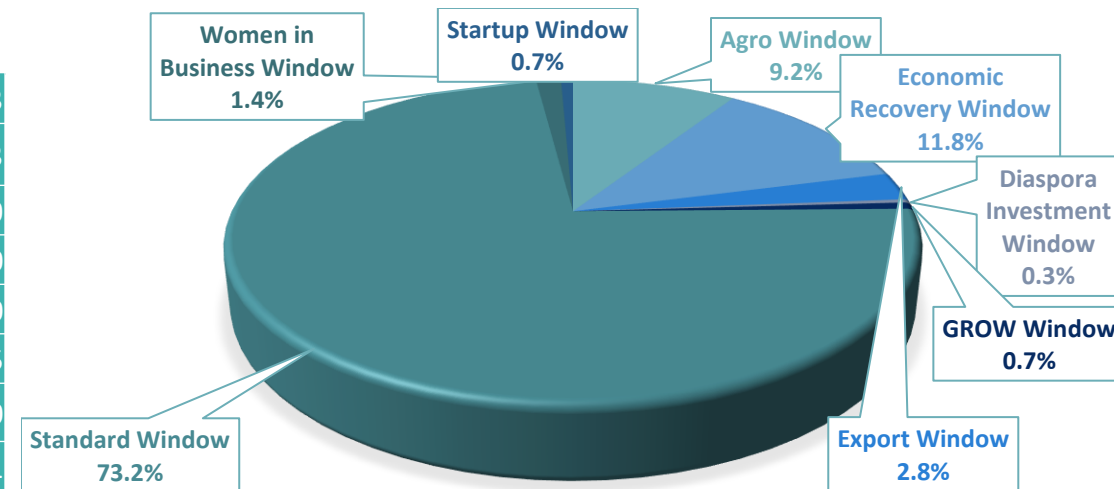


GUARANTEED LOAN PER WINDOW



FONDI KOSOVAR PËR GARANCI KREDITORE
KOSOVSKI FOND ZA KREDITNO JEMSTVO
KOSOVO CREDIT GUARANTEE FUND

Windows	Disbursed Loans	Approved Amount	Approved Guarantee amount
Agro Window	2,314	81,454,257	40,485,883
Economic Recovery Window	1,980	104,721,105	74,291,323
Export Window	180	24,916,800	11,857,150
Diaspora Investment Window	15	2,974,000	2,297,000
GROW Window	15	5,819,000	2,909,500
Standard Window	13,268	650,614,320	315,084,805
Women in Business Window	360	12,277,500	6,537,270
Startup Window	216	5,904,801	4,350,311
Total	18,348	888,681,783	457,813,241



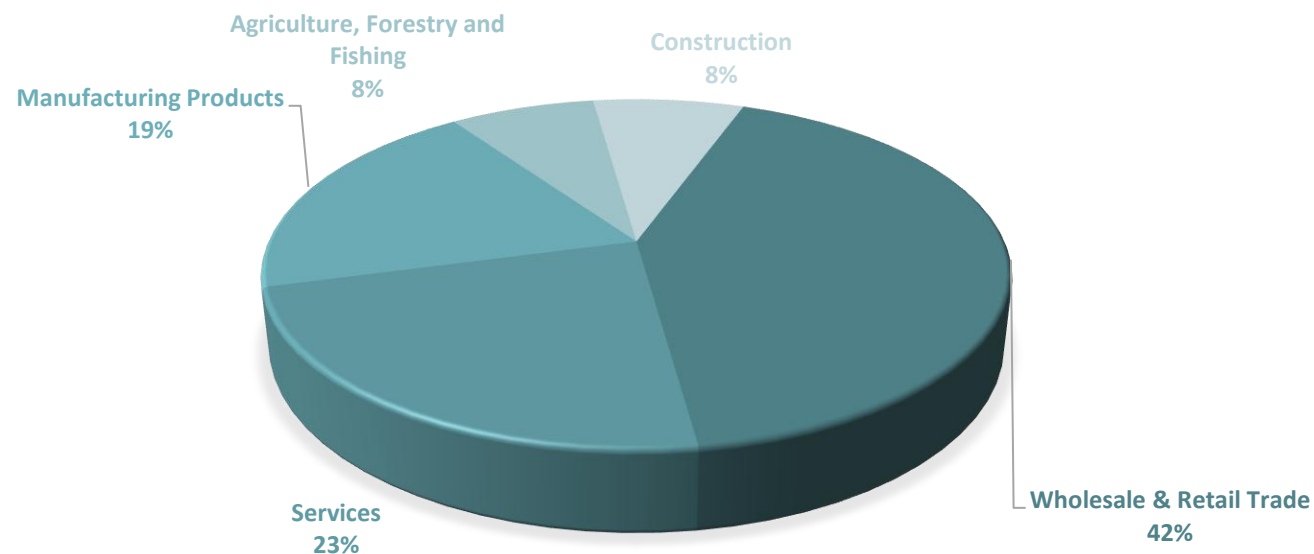
LOANS BY SECTOR



FONDI KOSOVAR PËR GARANCI KREDITORE
KOSOVSKI FOND ZA KREDITNO JEMSTVO
KOSOVO CREDIT GUARANTEE FUND

Main Sectors	No of Loans	Approved Amount	Guarantee Amount	No Of Employees	Proj. Employees*	Projected new employment
Wholesale & Retail Trade	7,038	375,397,229	191,063,358	38,558	49,084	10,526
Services	4,600	204,830,033	106,130,692	34,836	43,422	8,586
Manufacturing Products	2,983	172,642,917	90,829,251	23,668	29,516	5,848
Construction	2,247	66,568,557	34,619,788	5,102	7,662	2,560
Agriculture, Forestry and Fishing	1,480	69,243,047	35,170,154	12,151	15,230	3,079
Total	18,348	888,681,783	457,813,241	114,315	144,914	30,599

* This is an estimation reported by the beneficiaries



LOAN PURPOSE



FONDI KOSOVAR PËR GARANCI KREDITORE
KOSOVSKI FOND ZA KREDITNO JEMSTVO
KOSOVO CREDIT GUARANTEE FUND

Purpose of the Loans	Number of Loans	Approved Amount	Guarantee Amount
Construction/Renovation/Land	2,702	137,493,906	70,230,254
Equipment	4,823	224,130,810	116,011,602
Working Capital	8,995	457,055,217	237,305,836
Other	1,828	70,001,850	34,265,550
Total	18,348	888,681,783	457,813,241

