

# Portfolio Development



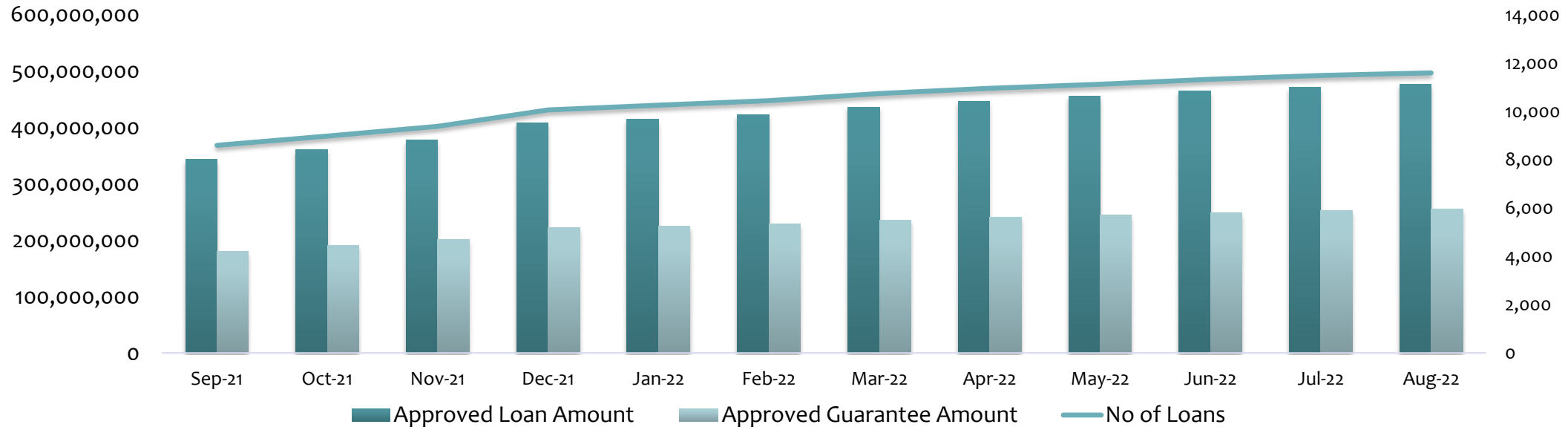
# LOAN STATISTICS



FONDI KOSOVAR PËR GARANCI KREDITORE  
KOSOVSKI FOND ZA KREDITNO JEMSTVO  
KOSOVO CREDIT GUARANTEE FUND

	May-22	Jun-22	Jul-22	Aug-22
Approved Loan Amount	455,078,651	464,337,751	471,876,792	476,802,292
Total Outstanding Loans	222,772,183	223,476,138	222,827,107	218,103,360
Approved Guarantee Amount	244,499,167	249,048,117	252,762,238	255,034,488
Total Outstanding Guarantees	126,360,400	126,033,375	125,232,858	122,255,600
No of Loans	11,129	11,333	11,489	11,602
No of Active Loans	6,977	6,994	7,042	6,925

## APPROVED LOANS

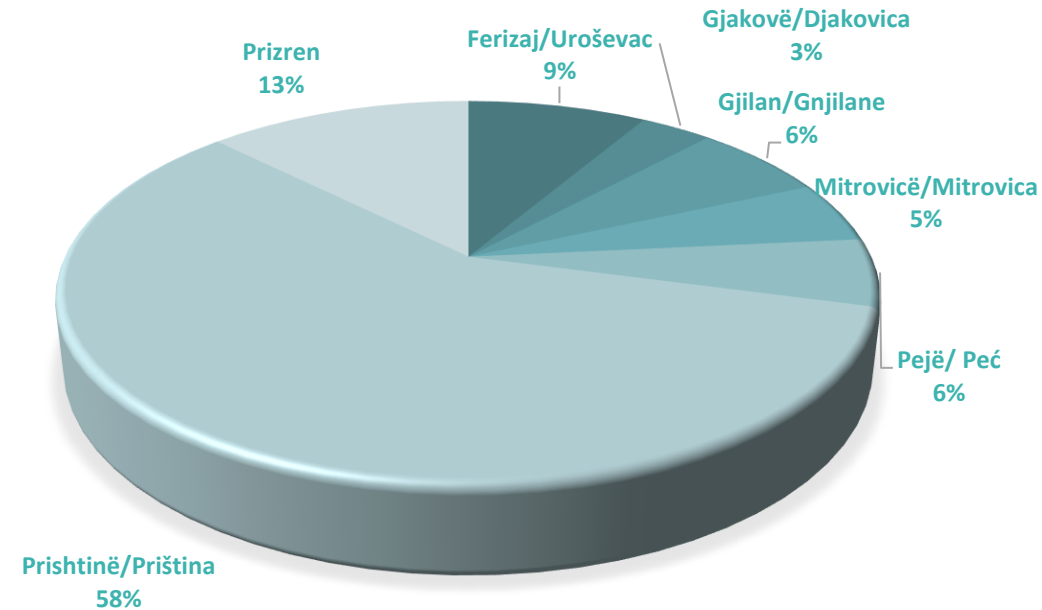


# LOAN DISTRIBUTION BY REGION



FONDI KOSOVAR PËR GARANCI KREDITORE  
KOSOVSKI FOND ZA KREDITNO JEMSTVO  
KOSOVO CREDIT GUARANTEE FUND

Main Regions	No of Loans	Approved Amount	Guarantee Amount
Ferizaj/Uroševac	1,044	40,432,500	21,108,310
Gjakovë/Djakovica	470	16,153,000	8,516,990
Gjilan/Gnjilane	742	30,660,150	16,366,615
Mitrovicë/Mitrovica	623	24,626,100	12,137,850
Pejë/ Peć	684	27,218,400	14,160,435
Prishtinë/Priština	6,634	277,992,251	151,320,276
Prizren	1,405	59,719,892	31,424,012
Total	11,602	476,802,292	255,034,488



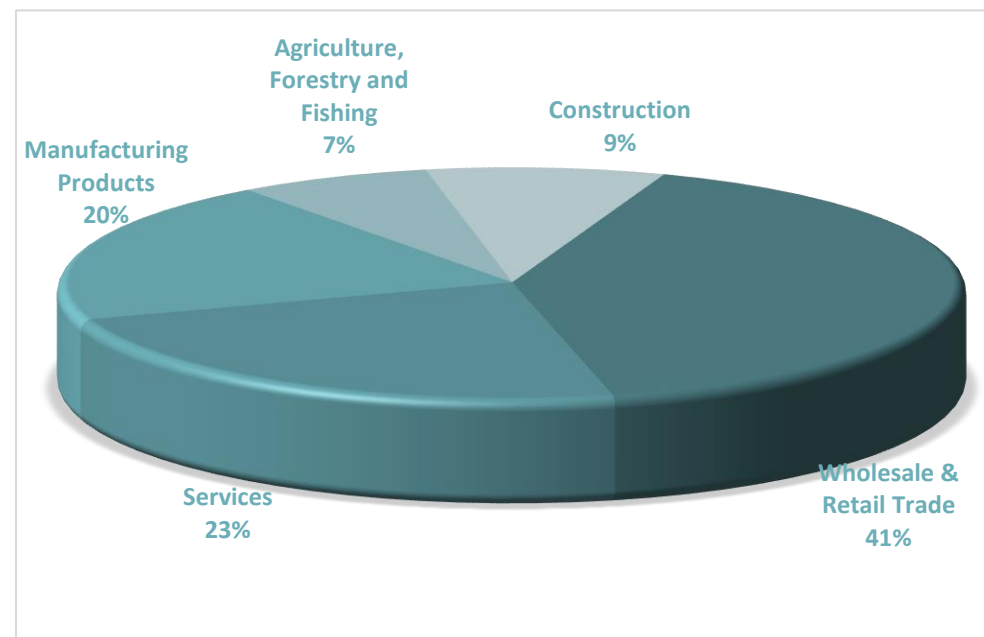
# LOANS BY SECTOR



FONDI KOSOVAR PËR GARANCI KREDITORE  
KOSOVSKI FOND ZA KREDITNO JEMSTVO  
KOSOVO CREDIT GUARANTEE FUND

Main Sectors	No of Loans	Approved Amount	Guarantee Amount	No Of Employees	Proj. Employees*	Projected new employment
Wholesale & Retail Trade	4,482	194,689,011	#####	21,260	27,805	6,545
Services	3,108	111,652,821	59,617,851	21,144	26,588	5,444
Manufacturing Products	2,003	95,510,916	53,196,990	13,672	17,511	3,839
Agriculture, Forestry and Fishing	1,020	33,528,400	17,553,936	2,492	3,778	1,286
Construction	989	41,421,145	21,242,903	8,501	10,568	2,067
<b>Total</b>	11,602	476,802,292	255,034,488	67,069	86,250	19,181

\* This is an estimation reported by the beneficiaries



# LOAN PURPOSE



FONDI KOSOVAR PËR GARANCI KREDITORE  
KOSOVSKI FOND ZA KREDITNO JEMSTVO  
KOSOVO CREDIT GUARANTEE FUND

Purpose of the Loans	Number of Loans	Approved Amount	Guarantee Amount
Construction,Renovation or Land	1,729	79,370,986	41,916,759
Equipment	2,882	115,977,074	62,171,758
Working Capital	5,220	216,912,583	119,072,621
Other	1,771	64,541,650	31,873,350
<b>Total</b>	<b>11,602</b>	<b>476,802,292</b>	<b>255,034,488</b>

