

Portfolio Development



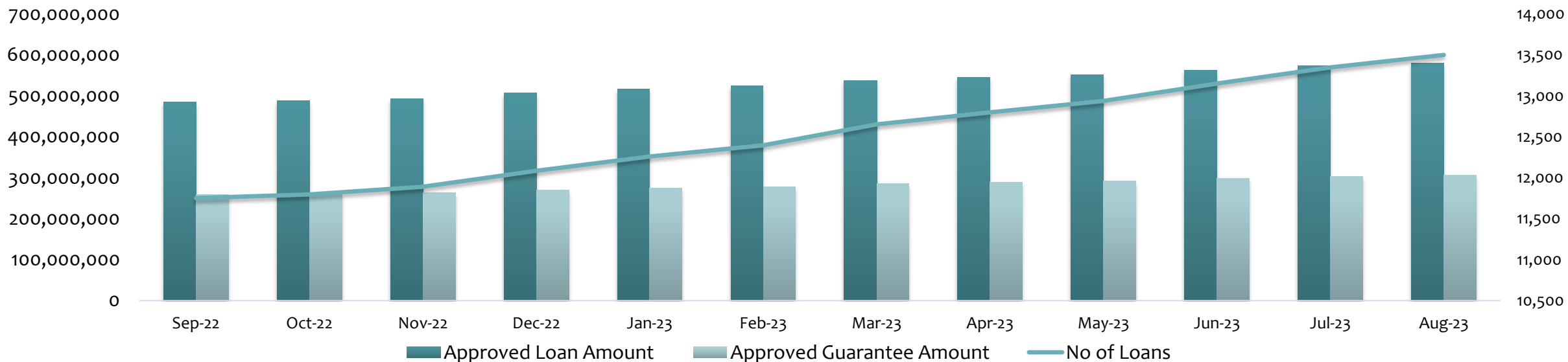
LOAN STATISTICS



FONDI KOSOVAR PËR GARANCI KREDITORE
KOSOVSKI FOND ZA KREDITNO JEMSTVO
KOSOVO CREDIT GUARANTEE FUND

	May-23	Jun-23	Jul-23	Aug-23
Approved Loan Amount	551,975,365	563,034,915	573,057,211	580,301,561
Total Outstanding Loans	213,212,969	214,586,080	215,906,202	213,282,648
Approved Guarantee Amount	292,217,539	297,827,829	302,803,627	306,356,602
Total Outstanding Guarantees	115,223,394	115,637,631	115,963,644	114,143,707
No of Loans	12,936	13,148	13,347	13,497
No of Active Loans	6,942	6,990	7,031	7,019

APPROVED LOANS



GUARANTEED LOAN PER WINDOW



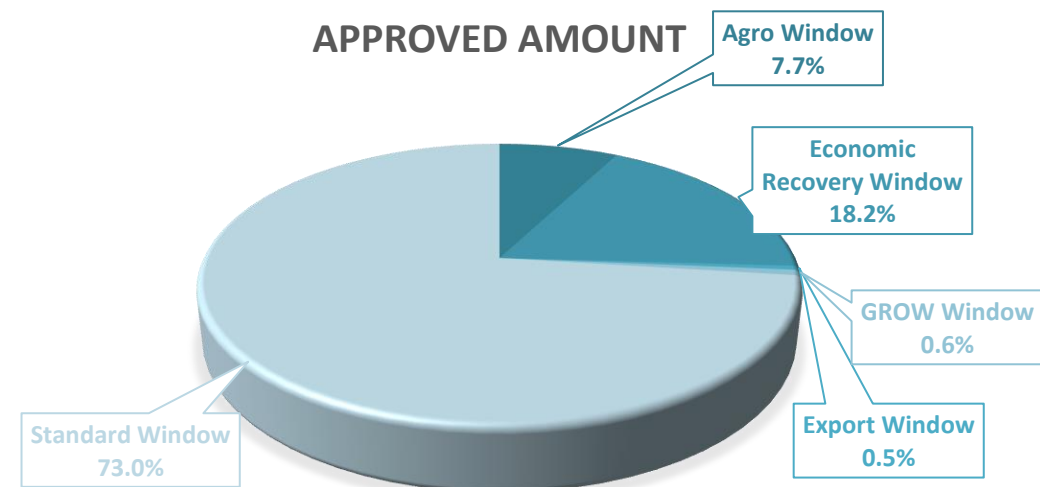
FONDI KOSOVAR PËR GARANCI KREDITORE
KOSOVSKI FOND ZA KREDITNO JEMSTVO
KOSOVO CREDIT GUARANTEE FUND

Windows	Disbursed Loans	Approved Amount	Approved Guarantee amount
Agro Window	1,261	44,483,450	21,821,796
Economic Recovery Window	2,015	105,555,705	74,948,973
Export Window	26	2,647,000	1,251,500
GROW Window	6	3,618,000	1,809,000
Standard Window	10,140	422,764,706	205,766,783
Women in Business Window	35	848,200	454,100
Startup Window	14	384,500	304,450
Total	13,497	580,301,561	306,356,602

* Launched on December 2022

** Piloted with one RFI

*** Launched on April 2023



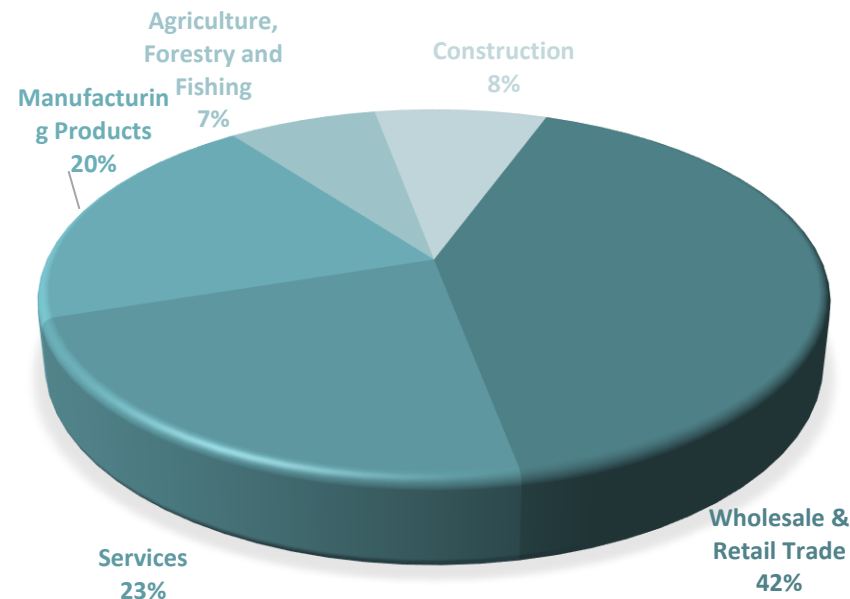
LOANS BY SECTOR



FONDI KOSOVAR PËR GARANCI KREDITORE
KOSOVSKI FOND ZA KREDITNO JEMSTVO
KOSOVO CREDIT GUARANTEE FUND

Main Sectors	No of Loans	Approved Amount	Guarantee Amount	No Of Employees	Proj. Employees*	Projected new employment
Wholesale & Retail Trade	5,217	240,703,701	126,288,944	26,934	34,694	7,760
Services	3,518	132,827,853	70,038,167	25,044	31,539	6,495
Manufacturing Products	2,293	115,186,716	62,830,740	16,913	21,447	4,534
Construction	1,333	42,438,750	22,090,151	3,299	4,932	1,633
Agriculture, Forestry and Fishing	1,136	49,144,541	25,108,601	9,681	12,135	2,454
Total	13,497	580,301,561	306,356,602	81,871	104,747	22,876

* This is an estimation reported by the beneficiaries



LOAN PURPOSE



FONDI KOSOVAR PËR GARANCI KREDITORE
KOSOVSKI FOND ZA KREDITNO JEMSTVO
KOSOVO CREDIT GUARANTEE FUND

Purpose of the Loans	Number of Loans	Approved Amount	Guarantee Amount
Construction,Renovation or Land	1,984	89,249,318	46,866,550
Equipment	3,429	146,171,170	77,099,346
Working Capital	6,299	279,316,423	150,070,757
Other	1,785	65,564,650	32,319,950
Total	13,497	580,301,561	306,356,602

