

Portfolio Development



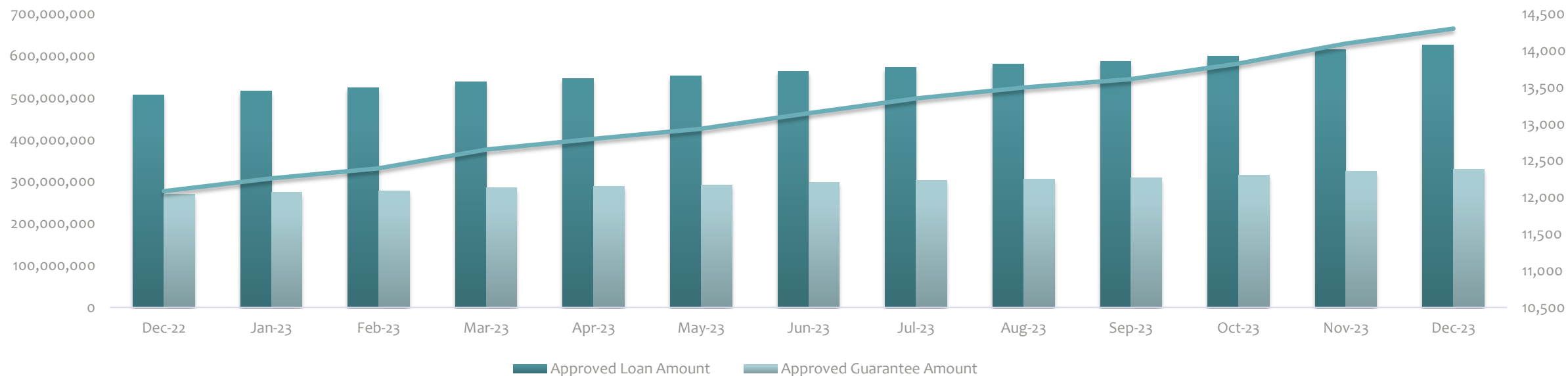
LOAN STATISTICS



FONDI KOSOVAR PËR GARANCI KREDITORE
KOSOVSKI FOND ZA KREDITNO JEMSTVO
KOSOVO CREDIT GUARANTEE FUND

	Sep-23	Oct-23	Nov-23	Dec-23
Approved Loan Amount	586,122,361	599,077,661	615,688,711	626,417,361
Total Outstanding Loans	210,135,699	214,021,798	220,896,164	220,497,048
Approved Guarantee Amount	309,215,302	315,736,582	324,065,647	329,477,752
Total Outstanding Guarantees	112,103,642	113,683,283	116,781,657	116,245,060
No of Loans	13,613	13,825	14,096	14,299
No of Active Loans	6,947	6,983	7,078	7,105

APPROVED LOANS

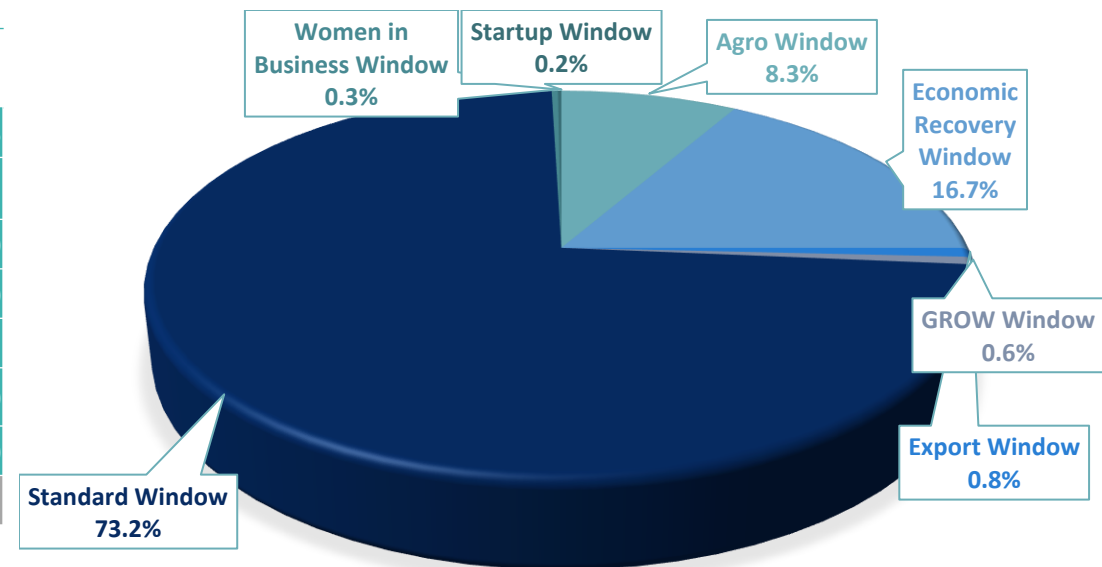


GUARANTEED LOAN PER WINDOW



FONDI KOSOVAR PËR GARANCI KREDITORE
KOSOVSKI FOND ZA KREDITNO JEMSTVO
KOSOVO CREDIT GUARANTEE FUND

Windows	Disbursed Loans	Approved Amount	Approved Guarantee amount
Agro Window	1,432	51,905,350	25,536,096
Economic Recovery Window	1,980	104,721,105	74,291,323
Export Window	38	4,747,000	2,304,000
GROW Window	7	3,918,000	1,959,000
Standard Window	10,733	458,296,006	223,648,783
Women in Business Window	76	1,856,800	1,002,220
Startup Window	33	973,100	736,330
Total	14,299	626,417,361	329,477,752



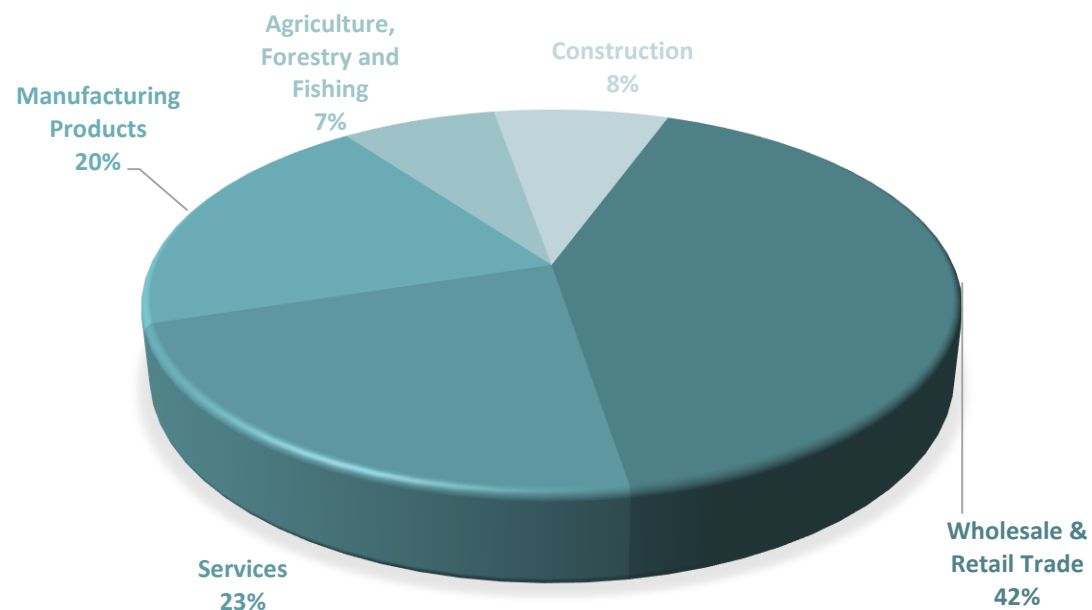
LOANS BY SECTOR



FONDI KOSOVAR PËR GARANCI KREDITORE
KOSOVSKI FOND ZA KREDITNO JEMSTVO
KOSOVO CREDIT GUARANTEE FUND

Main Sectors	No of Loans	Approved Amount	Guarantee Amount	No Of Employees	Proj. Employees*	Projected new employment
Wholesale & Retail Trade	5,558	262,337,401	137,161,494	28,904	37,166	8,262
Services	3,682	142,064,053	74,631,067	26,637	33,440	6,803
Manufacturing Products	2,401	124,097,716	67,237,640	17,872	22,585	4,713
Construction	1,470	45,929,650	23,906,551	3,715	5,491	1,776
Agriculture, Forestry and Fishing	1,188	51,988,541	26,541,001	10,035	12,555	2,520
Total	14,299	626,417,361	329,477,752	87,163	111,237	24,074

* This is an estimation reported by the beneficiaries



LOAN PURPOSE



FONDI KOSOVAR PËR GARANCI KREDITORE
KOSOVSKI FOND ZA KREDITNO JEMSTVO
KOSOVO CREDIT GUARANTEE FUND

Purpose of the Loans	Number of Loans	Approved Amount	Guarantee Amount
Construction/Renovation/Land	2,106	94,599,018	49,602,020
Equipment	3,630	156,401,070	82,239,406
Working Capital	6,773	309,451,423	165,110,777
Other	1,790	65,965,850	32,525,550
Total	14,299	626,417,361	329,477,752

