

Portfolio Development



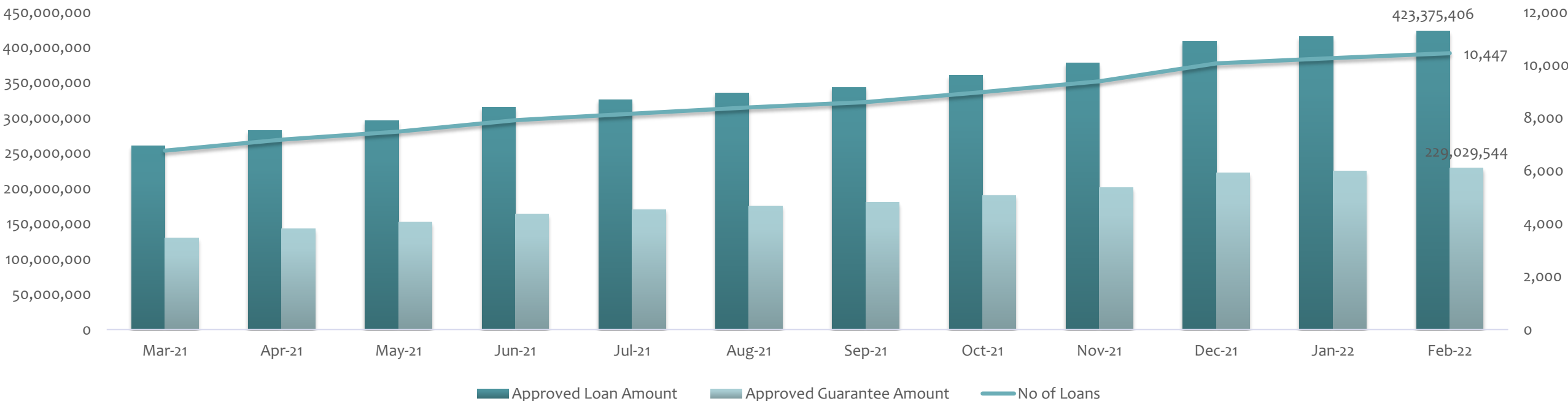
LOAN STATISTICS



FONDI KOSOVAR PËR GARANCI KREDITORE
KOSOVSKI FOND ZA KREDITNO JEMSTVO
KOSOVO CREDIT GUARANTEE FUND

	Nov-21	Dec-21	Jan-22	Feb-22
Approved Loan Amount	377,766,831	408,731,981	415,107,706	423,375,406
Total Outstanding Loans	193,752,157	216,505,367	214,636,987	215,239,714
Approved Guarantee Amount	200,896,687	221,836,232	224,970,094	229,029,544
Total Outstanding Guarantees	109,627,105	126,118,427	124,660,769	124,462,693
No of Loans	9,391	10,064	10,261	10,447

APPROVED LOANS AND GUARANTEES

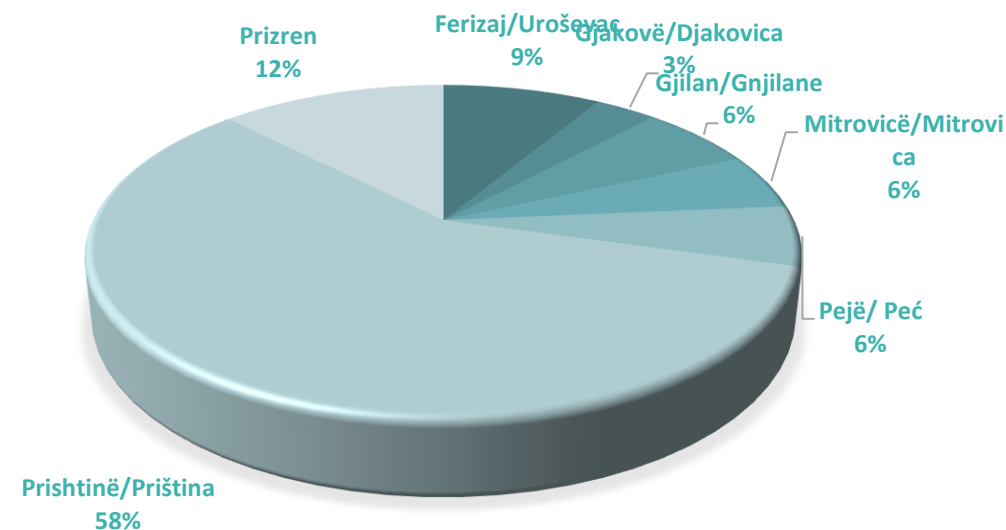


LOAN DISTRIBUTION BY REGION



FONDI KOSOVAR PËR GARANCI KREDITORE
KOSOVSKI FOND ZA KREDITNO JEMSTVO
KOSOVO CREDIT GUARANTEE FUND

Main Regions	No of Loans	Approved Amount	Guarantee Amount
Ferizaj/Uroševac	949	36,324,500	19,178,310
Gjakovë/Djakovica	418	14,181,900	7,546,440
Gjilan/Gnjilane	672	26,630,650	14,389,865
Mitrovicë/Mitrovica	582	22,780,900	11,230,250
Pejë/ Peć	616	24,649,300	12,899,885
Prishtinë/Priština	5,969	246,615,306	135,945,803
Prizren	1,241	52,192,850	27,838,991
Total	10,447	423,375,406	229,029,544



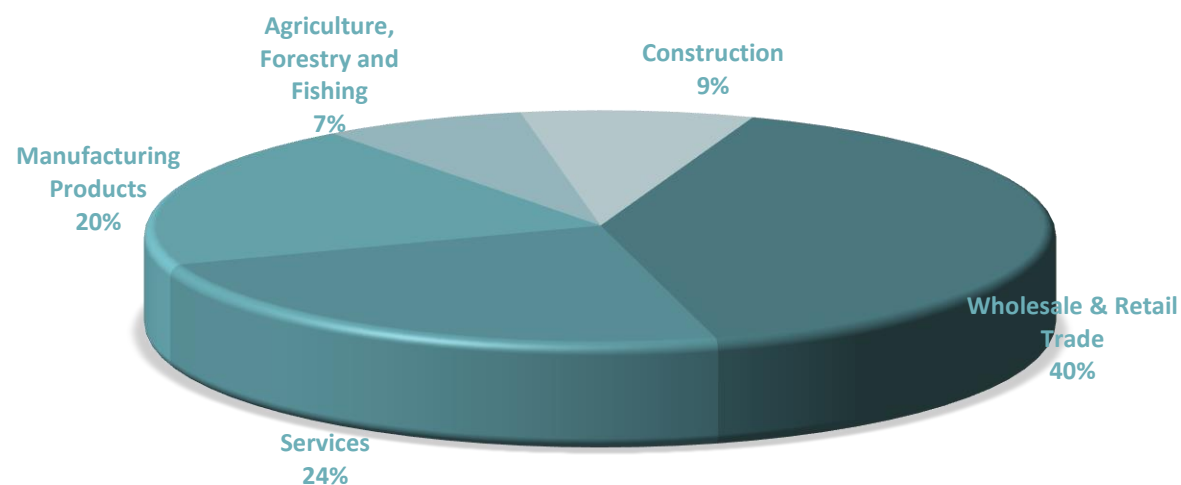
LOANS BY SECTOR



FONDI KOSOVAR PËR GARANCI KREDITORE
KOSOVSKI FOND ZA KREDITNO JEMSTVO
KOSOVO CREDIT GUARANTEE FUND

Main Sectors	No of Loans	Approved Amount	Guarantee Amount	No Of Employees	Proj. Employees.*	Projected new employment
Wholesale & Retail Trade	4,020	170,677,811	91,811,109	19,000	24,795	5,795
Services	2,792	100,206,671	54,029,326	18,854	23,678	4,824
Manufacturing Products	1,800	85,476,074	48,260,969	12,445	15,879	3,434
Agriculture, Forestry and Fishing	958	31,245,700	16,427,086	2,316	3,518	1,202
Construction	877	35,769,150	18,501,055	7,436	9,245	1,809
Total	10,447	423,375,406	229,029,544	60,051	77,115	17,064

* This is an estimation reported by the beneficiaries



LOAN PURPOSE



FONDI KOSOVAR PËR GARANCI KREDITORE
KOSOVSKI FOND ZA KREDITNO JEMSTVO
KOSOVO CREDIT GUARANTEE FUND

Purpose of the Loans	Number of Loans	Approved Amount	Guarantee Amount
Construction,Renovation or Land	1,578	72,012,886	38,312,209
Equipment	2,555	100,762,929	54,997,435
Working Capital	4,544	186,077,941	103,856,551
Other	1,770	64,521,650	31,863,350
Total	10,447	423,375,406	229,029,544

