

# Portfolio Development



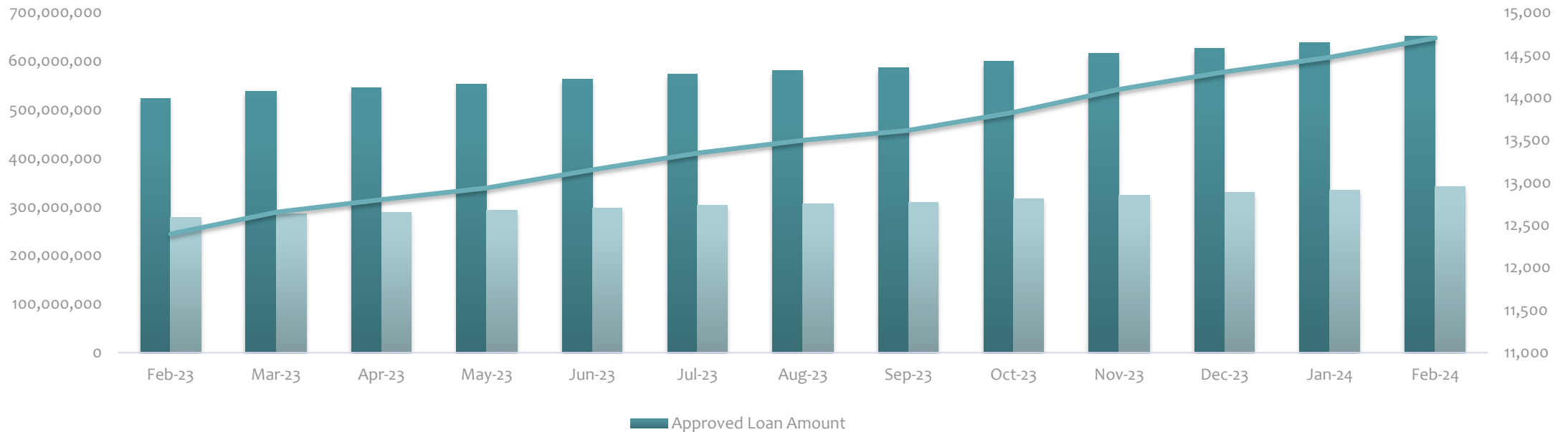
# LOAN STATISTICS



FONDI KOSOVAR PËR GARANCI KREDITORE  
KOSOVSKI FOND ZA KREDITNO JEMSTVO  
KOSOVO CREDIT GUARANTEE FUND

	Nov-23	Dec-23	Jan-24	Feb-24
Approved Loan Amount	615,688,711	626,417,361	637,833,262	650,349,582
Total Outstanding Loans	220,896,164	220,497,048	222,842,226	225,508,536
Approved Guarantee Amount	324,065,647	329,477,752	334,971,992	341,088,318
Total Outstanding Guarantees	116,781,657	116,245,060	116,828,400	117,702,368
No of Loans	14,096	14,299	14,474	14,699
No of Active Loans	7,078	7,105	7,111	7,092

## APPROVED LOANS

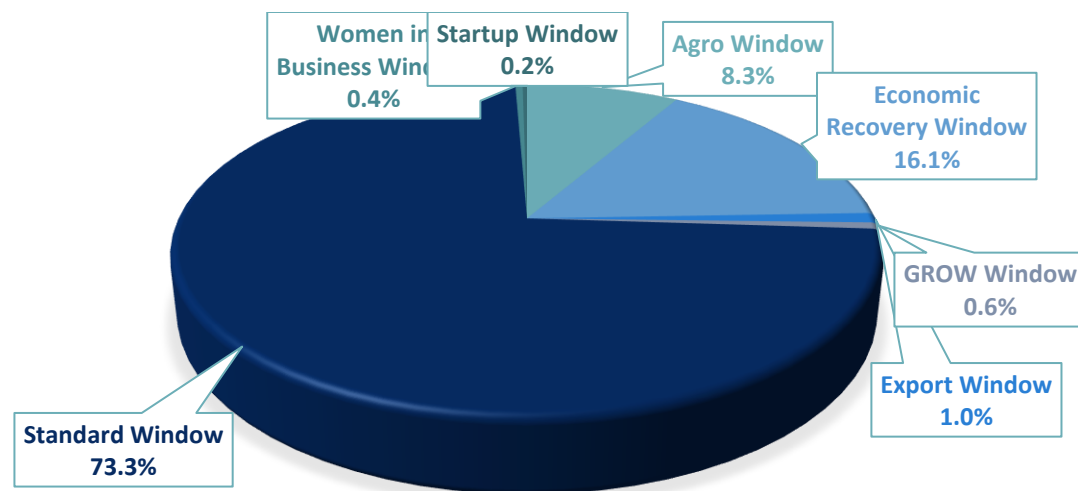


# GUARANTEED LOAN PER WINDOW



FONDI KOSOVAR PËR GARANCI KREDITORE  
KOSOVSKI FOND ZA KREDITNO JEMSTVO  
KOSOVO CREDIT GUARANTEE FUND

Windows	Disbursed Loans	Approved Amount	Approved Guarantee amount
Agro Window	1,506	54,299,750	26,730,052
Economic Recovery Window	1,980	104,721,105	74,291,323
Export Window	48	6,187,000	2,974,000
GROW Window	8	4,018,000	2,009,000
Standard Window	11,001	476,955,227	232,505,394
Women in Business Window	104	2,622,400	1,425,820
Startup Window	52	1,546,100	1,152,730
<b>Total</b>	<b>14,699</b>	<b>650,349,582</b>	<b>341,088,318</b>



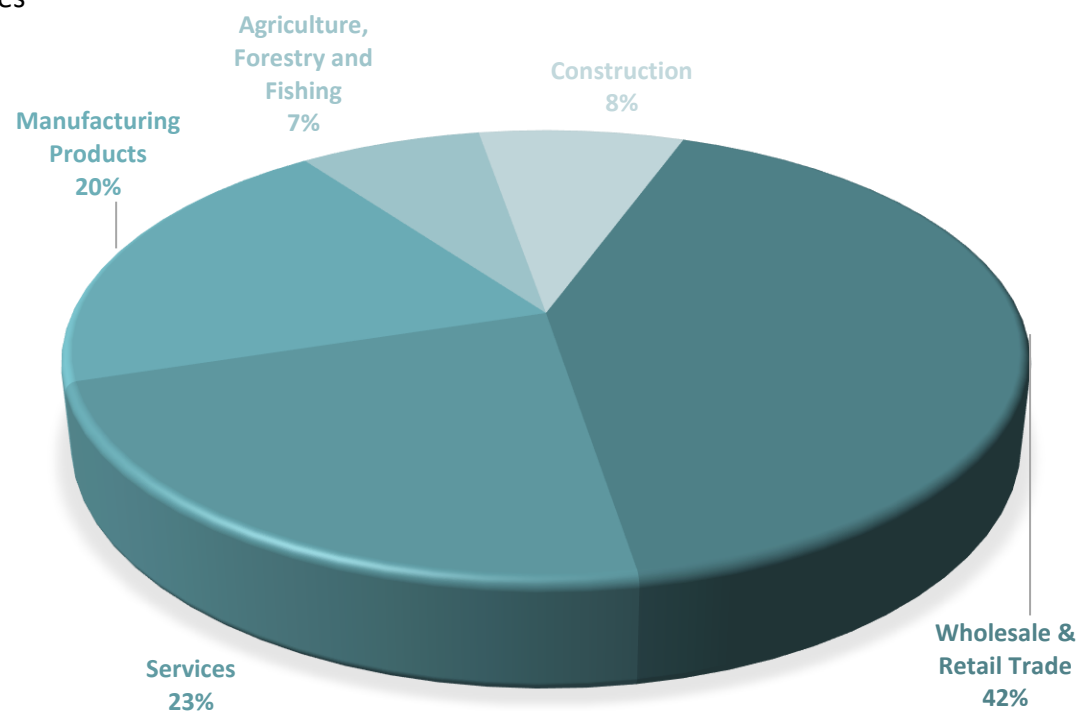
# LOANS BY SECTOR



FONDI KOSOVAR PËR GARANCI KREDITORE  
KOSOVSKI FOND ZA KREDITNO JEMSTVO  
KOSOVO CREDIT GUARANTEE FUND

Main Sectors	No of Loans	Approved Amount	Guarantee Amount	No Of Employees	Proj. Employees*	Projected new employment
Wholesale & Retail Trade	5,712	272,609,621	142,274,704	29,829	38,336	8,507
Services	3,771	147,353,653	77,162,367	27,379	34,423	7,044
Manufacturing Products	2,464	129,616,717	69,792,141	18,834	23,656	4,822
Construction	1,536	47,354,050	24,626,507	3,838	5,672	1,834
Agriculture, Forestry and Fishing	1,216	53,415,541	27,232,601	10,182	12,751	2,569
<b>Total</b>	<b>14,699</b>	<b>650,349,582</b>	<b>341,088,318</b>	<b>90,062</b>	<b>114,838</b>	<b>24,776</b>

\* This is an estimation reported by the beneficiaries



# LOAN PURPOSE



FONDI KOSOVAR PËR GARANCI KREDITORE  
KOSOVSKI FOND ZA KREDITNO JEMSTVO  
KOSOVO CREDIT GUARANTEE FUND

Purpose of the Loans	Number of Loans	Approved Amount	Guarantee Amount
Construction/Renovation/Land	2,162	97,290,518	50,959,870
Equipment	3,742	161,930,190	84,797,612
Working Capital	6,999	323,905,024	172,309,787
Other	1,796	67,223,850	33,021,050
<b>Total</b>	<b>14,699</b>	<b>650,349,582</b>	<b>341,088,318</b>

