



FONDI KOSOVAR PËR GARANCI KREDITORE  
KOSOVSKI FOND ZA KREDITNO JEMSTVO  
KOSOVO CREDIT GUARANTEE FUND

# PORTFOLIO DEVELOPMENT

## MONTHLY REPORT

### FEBRUARY 2026

# Table of Content



FONDI KOSOVAR PËR GARANCI KREDITORE  
KOSOVSKI FOND ZA KREDITNO JEMSTVO  
KOSOVO CREDIT GUARANTEE FUND

[Key Performance Indicators](#)

[Risk Indicators](#)

[Guaranteed Loans per Window](#)

[Loans by Sector](#)

[Loan Purpose](#)

[Enterprise Size](#)

[Agro Window](#)

[Export Window](#)

[Diaspora Investment Window](#)

[GROW Window](#)

[Standard Window](#)

[Women in Business Window](#)

[Start - Up Window](#)

# Key Performance Indicators

1



Total Capital  
**€ 104,838,974**

Approved Loan Amount  
**€ 1,079,174,093**

Approved Guarantee Amount  
**€ 554,723,319**

Outstanding Guaranteed  
**€ 185,500,142**

\*Claim Processing Time  
**5 days**

2

No. of disbursed loans **21,416**

\*No. of businesses **13,100**

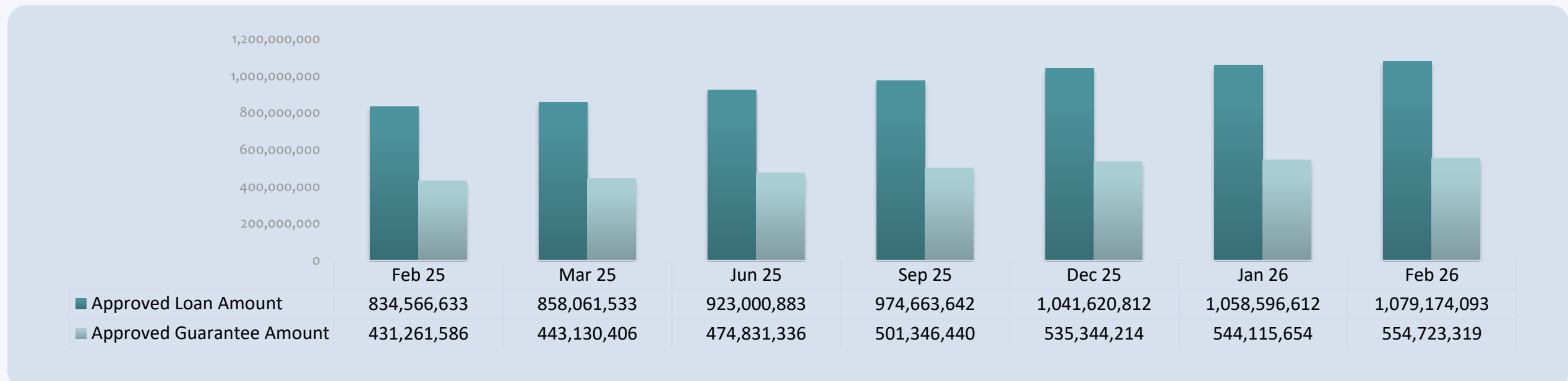
Active Loans **8,462**

3

Women in Business **15%**

Indirect Jobs Created **23%**

First Time Borrower **27%**



**1 & 2. Portfolio Development**  
Represents cumulative values, including all data reported up to **February 2026**

**\*No. of businesses** – Each business is counted once, even if it has benefited from more than one guaranteed loan.

**\*Claim Processing Time** - Represents the average number of days measured from the date when all required documents are completed until the payment date (average for the year 2026). This refers to the processing time for payments related to defaulted loans.

**3. Additionality Indicators**

- Women in Business: Participation of women - owned calculated as the cumulative number of women-owned businesses divided by the cumulative total number of guaranteed businesses.
- Indirect Jobs Created: Cumulative estimated increase in the number of employees as reported by beneficiaries (increase in projected number of employees divided by the total number of employees).
- First-Time Borrower - Participation of first-time borrowers in the portfolio, measured as the number of first-time borrowers divided by the total number of guaranteed businesses as of **February 2026**.

# Risk Indicators

**2.22%**

**NPL**

(+0.95 pp from last month)

**(Non-Performing Loans):**  
Ratio of non-performing loans classified as “doubtful” and “loss” to the outstanding guaranteed.

**1.25%**

**DELINQUENCY**

(-0.06 pp from last month)

**Delinquency:** The ratio of loans classified as “watch” and “substandard” or with 30–90 days overdue to the outstanding guaranteed.

**€ 5,054,300**

cumulative

**CLAIM AMOUNT**

(+ €217k new this month)

**Claim Amount:** Amount that the Partner Financial Institution requests from KCGF for a guaranteed loan that has not been repaid.

**€ 617,239**

cumulative

**RECOVERIES**

(+ €5k new this month )

**Recovery Amount:** The amount that KCGF receives from the Partner Financial Institutions after it has paid the claim amount.

**Disclaimer:** NPL figures are reported in line with the new calculation methodology, where non-performing loans are identified based on IFRS 9 Stage 3 classifications as reported by partner financial institutions, combined with contamination rules applied by KCGF. Accordingly, movements in NPL and delinquency levels may reflect both changes in underlying portfolio performance and the impact of this new calculation methodology.

# Guaranteed Loans per Window

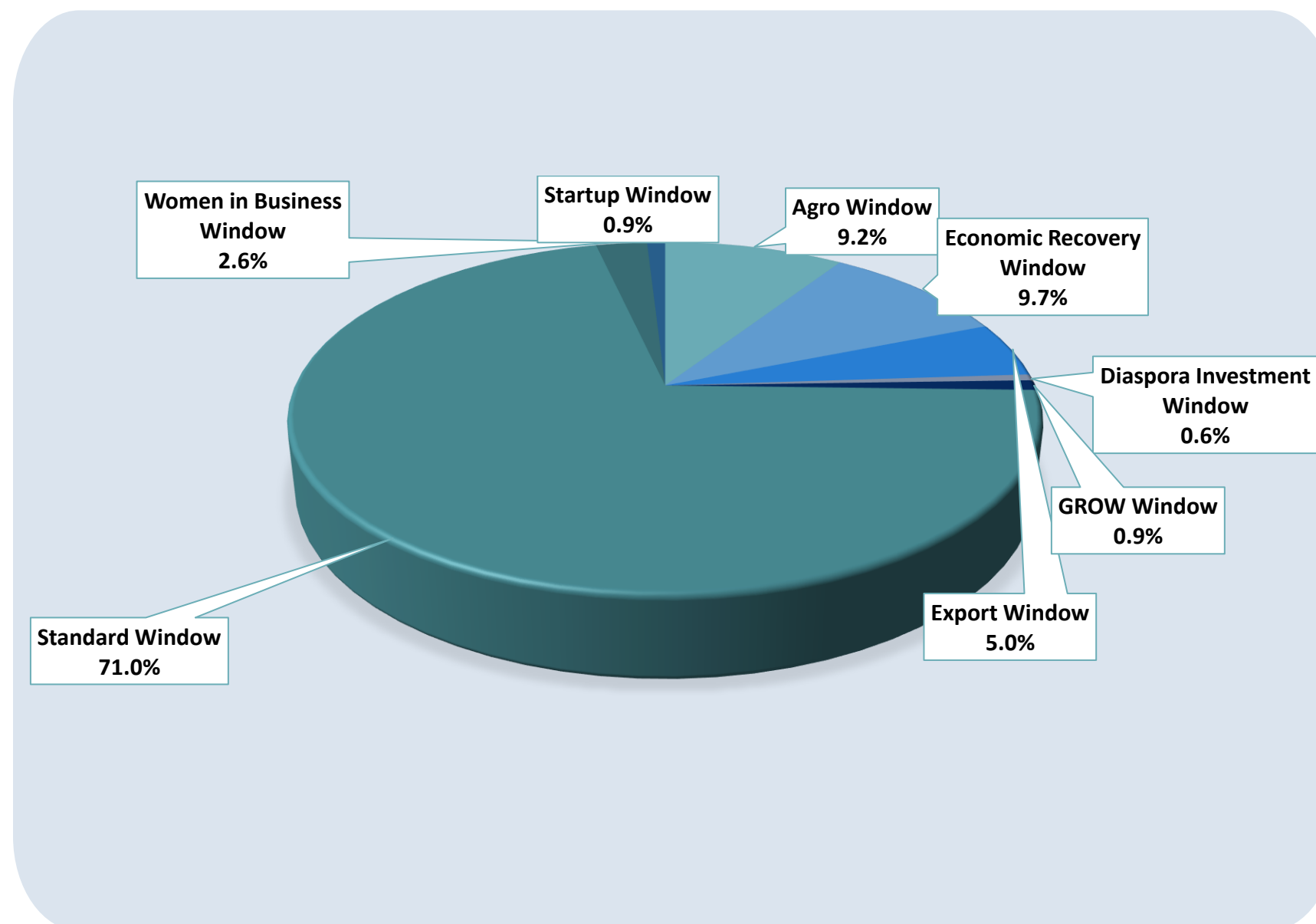
*Windows	Number of Loans	Approved Amount	Guarantee Amount
Agro Window	2,914	99,442,289	49,815,104
**Economic Recovery Window	1,980	104,721,105	74,291,323
Export Window	378	54,333,800	26,445,650
Diaspora Investment Window	30	5,984,000	4,410,000
GROW Window	53	9,807,459	4,890,730
***Standard Window	15,023	766,568,270	371,606,880
Women in Business Window	700	28,296,500	15,780,780
Startup Window	338	10,020,671	7,482,857
<b>Total</b>	<b>21,416</b>	<b>1,079,174,094</b>	<b>554,723,323</b>

Amount in euros

\*Window - presents various credit guarantee products and services developed by KCGF with special characteristics and for special market segments.

\*\*The Economic Recovery Package was implemented through the creation of guarantee certain sectors affected by the COVID-19 crisis, with the Economic Recovery Window being a temporary instrument available only during 2021.

\*\*\*The Standard Window also includes the Regular Window, which was the first guarantee window launched. Both windows are inclusive in nature and serve all economic permitted activities.



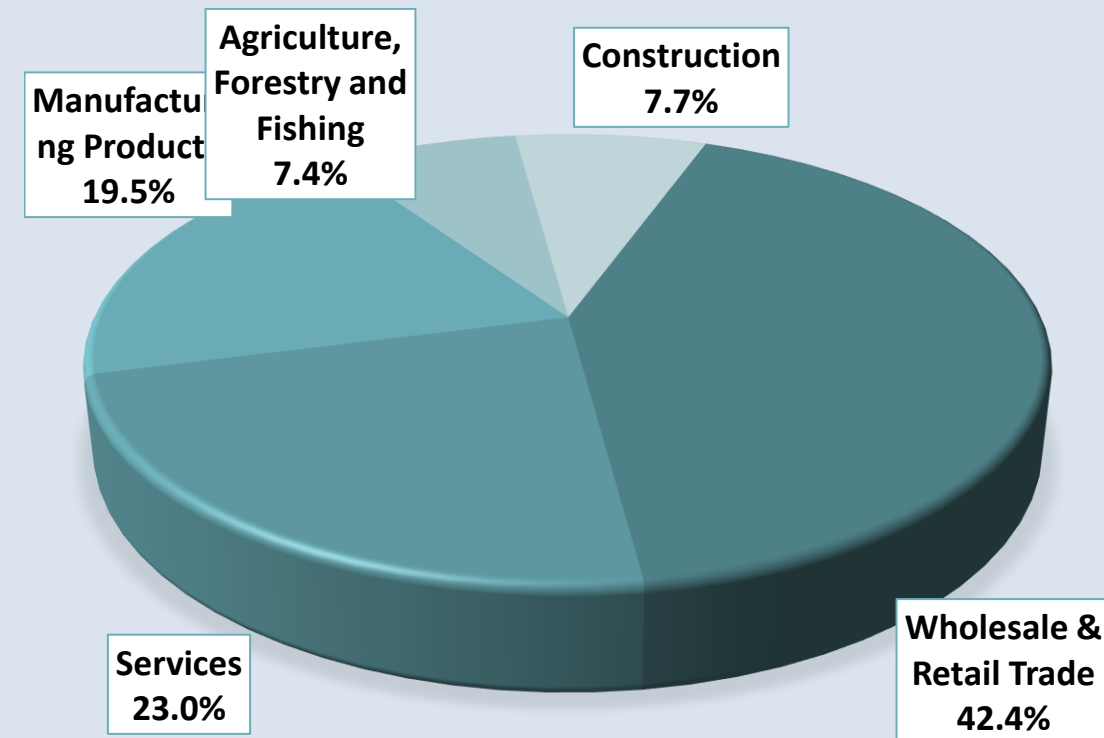
# Loans by Sector

## Main Sectors

### Number of Loans Approved Amount Guarantee Amount

Wholesale & Retail Trade	8,159	457,091,210	232,006,768
Services	5,328	248,748,131	128,789,121
Manufacturing Products	3,471	210,499,125	110,160,176
Agriculture, Forestry and Fishing	2,774	79,875,589	41,699,109
Construction	1,684	82,960,039	42,068,149
<b>Total</b>	<b>21,416</b>	<b>1,079,174,094</b>	<b>554,723,323</b>

Amount in euros

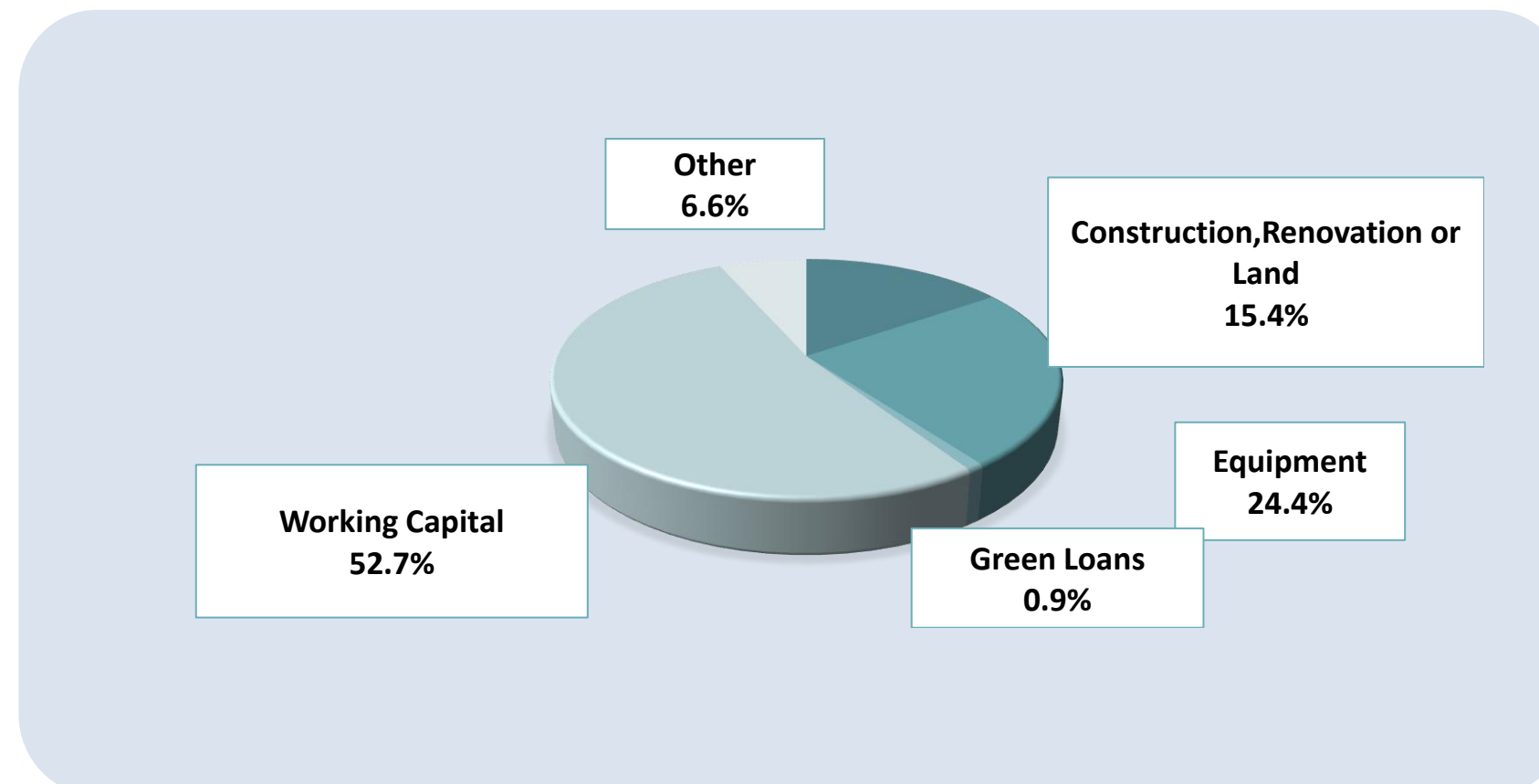


# Loan Purpose

Purpose of the Loans	Number of Loans	Approved Amount	Guarantee Amount
Construction/Renovation/Land	3,166	166,069,886	85,108,402
Equipment	5,726	263,786,052	136,837,011
Green Loans	53	9,807,459	4,890,730
Working Capital	10,633	568,223,847	292,979,132
*Other	1,838	71,286,850	34,908,050
<b>Total</b>	<b>21,416</b>	<b>1,079,174,094</b>	<b>554,723,323</b>

Amount in euros

\*Loans identified in the category Others have mixed purposes

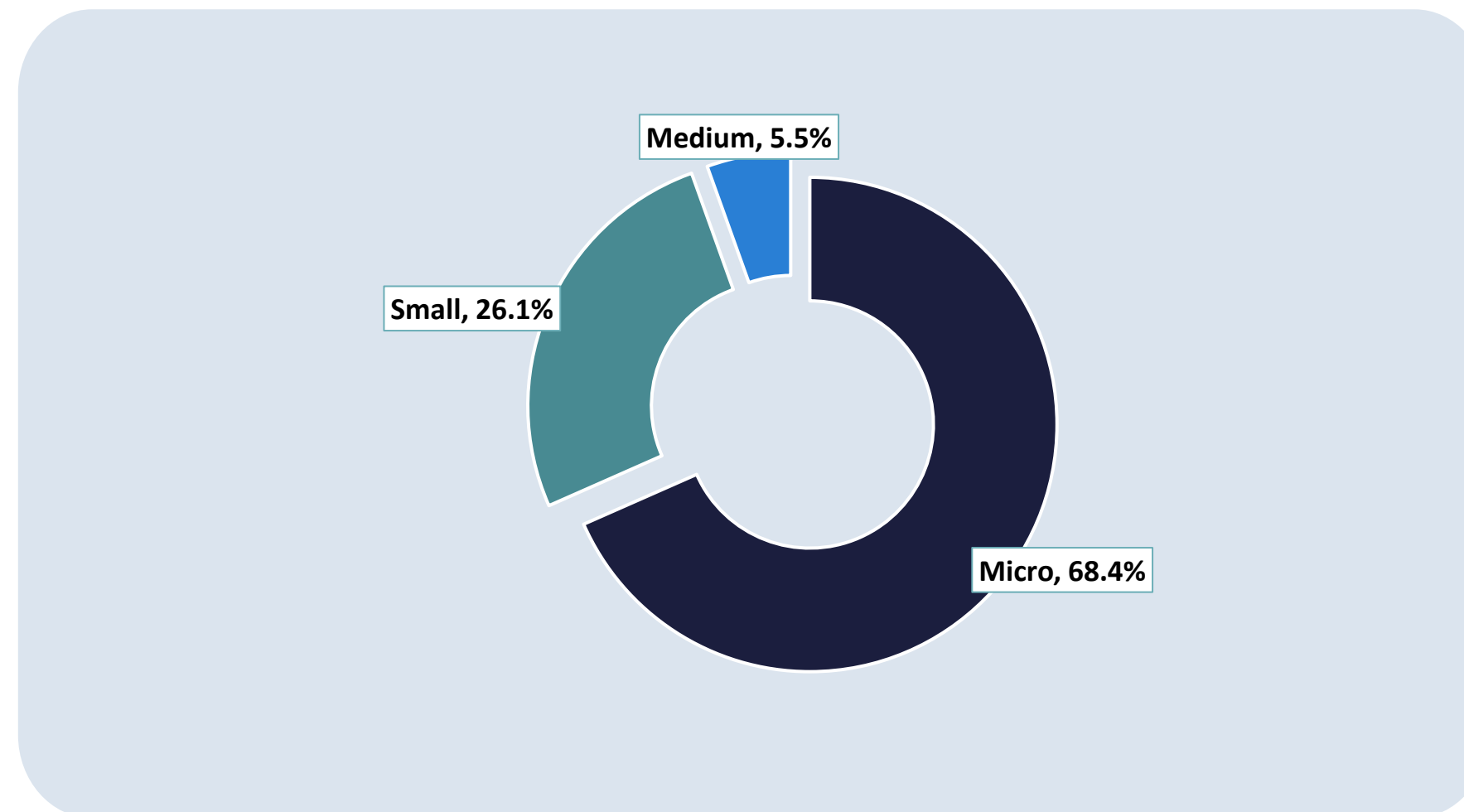


# Enterprise Size

*Enterprise Size Classification	Number of Loans	Approved Amount	Guarantee Amount
Micro	17,986	738,025,090	380,097,385
Small	3,103	281,971,854	144,544,043
Medium	327	59,177,150	30,081,895
<b>Total</b>	<b>21,416</b>	<b>1,079,174,094</b>	<b>554,723,323</b>

Amount in euros

\*Micro enterprises up to 9 employees; Small enterprises up to 49 employees; Medium enterprises up to 249 employees.



# Agro Window



Loan Amount:  
**€ 99.4M**



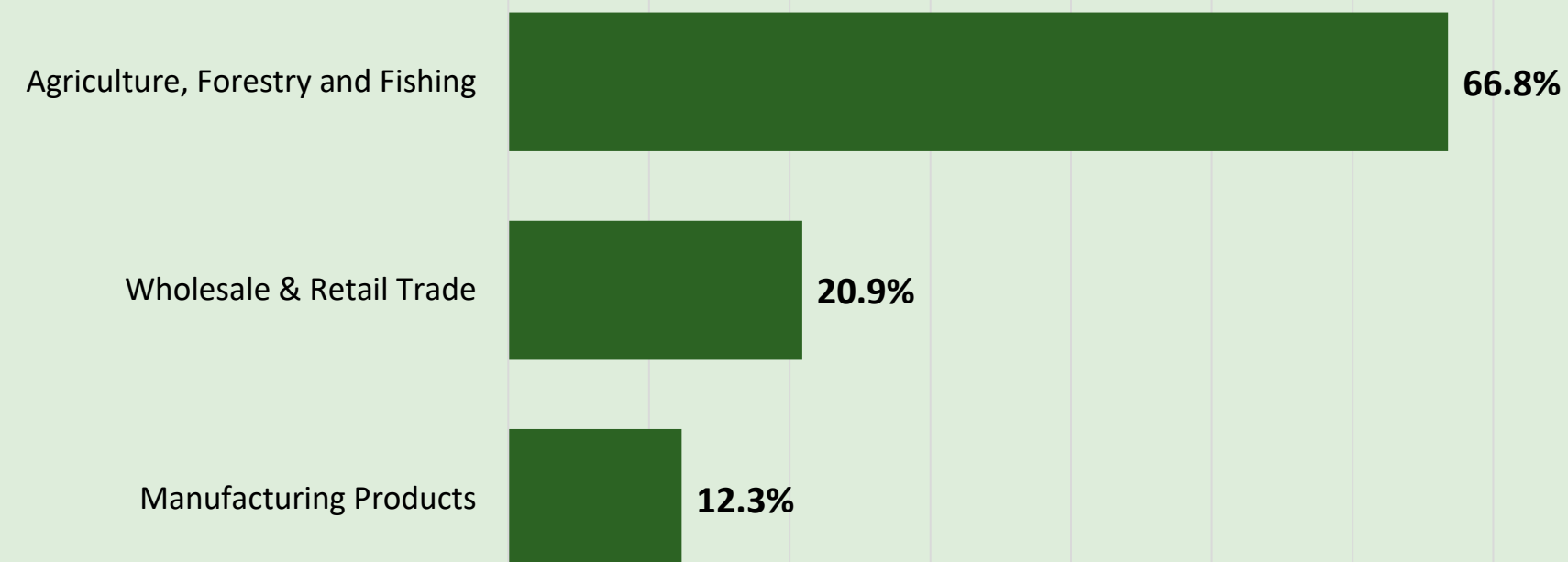
Guarantee Amount:  
**€ 49.8M**



Outstanding Guaranteed:  
**€ 19.7M**

No. of businesses by  
window: **2,134**

## Participation (%) of the guaranteed amount by sectors



Indirect jobs created  
**3,790**

First time Borrower  
**357**

Non – performing loans  
**3.3%**

Claims paid out  
**€ 489K**

# Export Window



FONDI KOSOVAR PËR GARANCI KREDITORE  
KOSOVSKI FOND ZA KREDITNO JEMSTVO  
KOSOVO CREDIT GUARANTEE FUND



EXPORT  
WINDOW



Loan Amount:  
**€ 54.3M**



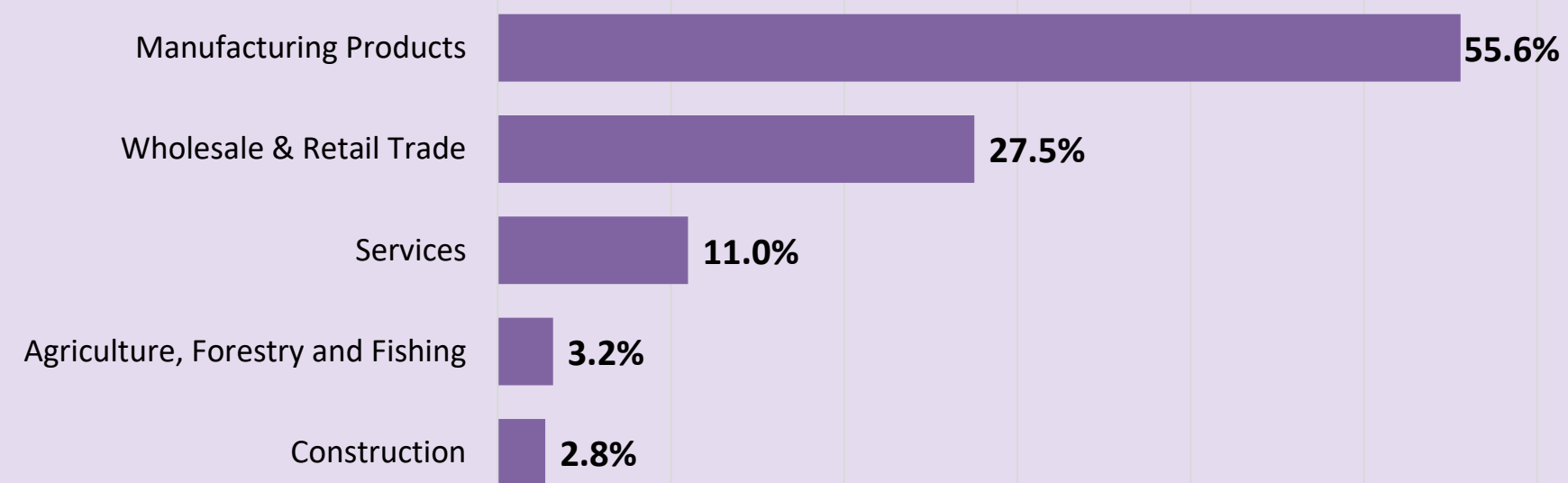
Guarantee Amount:  
**€ 26.4M**



Outstanding Guaranteed:  
**€ 18.8M**

No. of businesses by  
window: **268**

## Participation (%) of the guaranteed amount by sectors



Indirect jobs created  
**1,115**

First time Borrower  
**17**

Non – performing loans  
**0.8%**

# Diaspora Investment Window



Diaspora Investment Window



Loan Amount:  
**€ 5.9M**



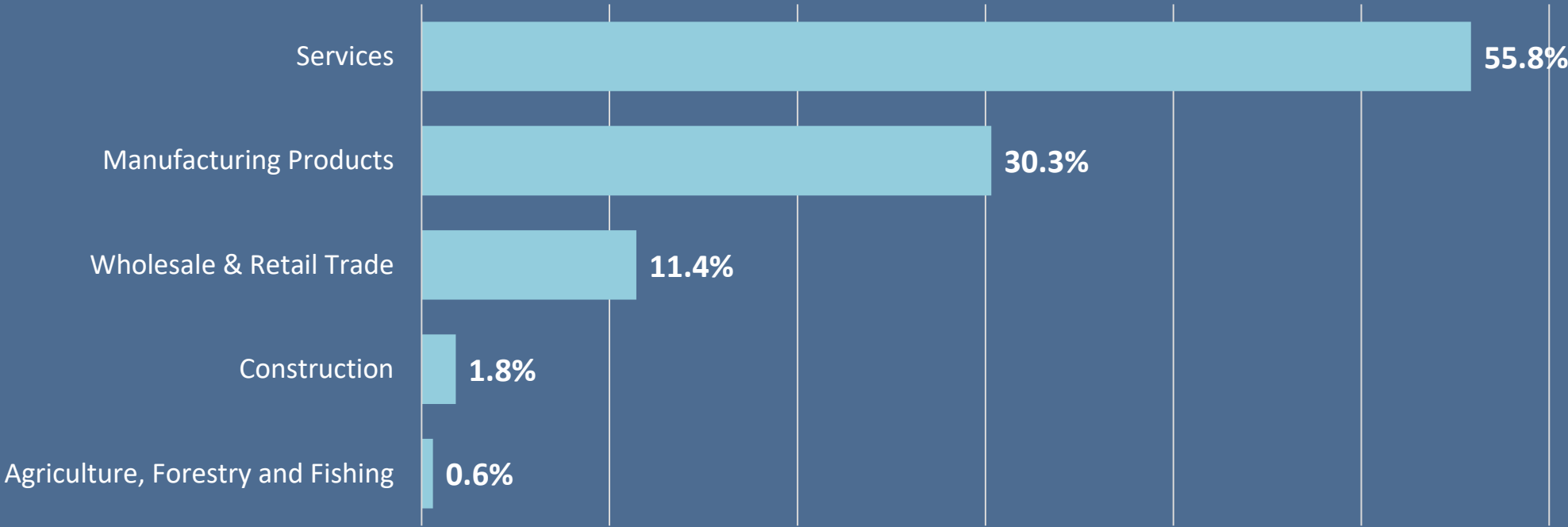
Guarantee Amount:  
**€ 4.4M**



Outstanding Guaranteed:  
**€ 4.1M**

No. of businesses by  
window: **26**

Participation (%) of the guaranteed amount by sectors



Indirect jobs created

**108**

First time Borrower

**19**

Non – performing loans

**1.2%**

## GROW



Loan Amount:  
**€ 9.8M**



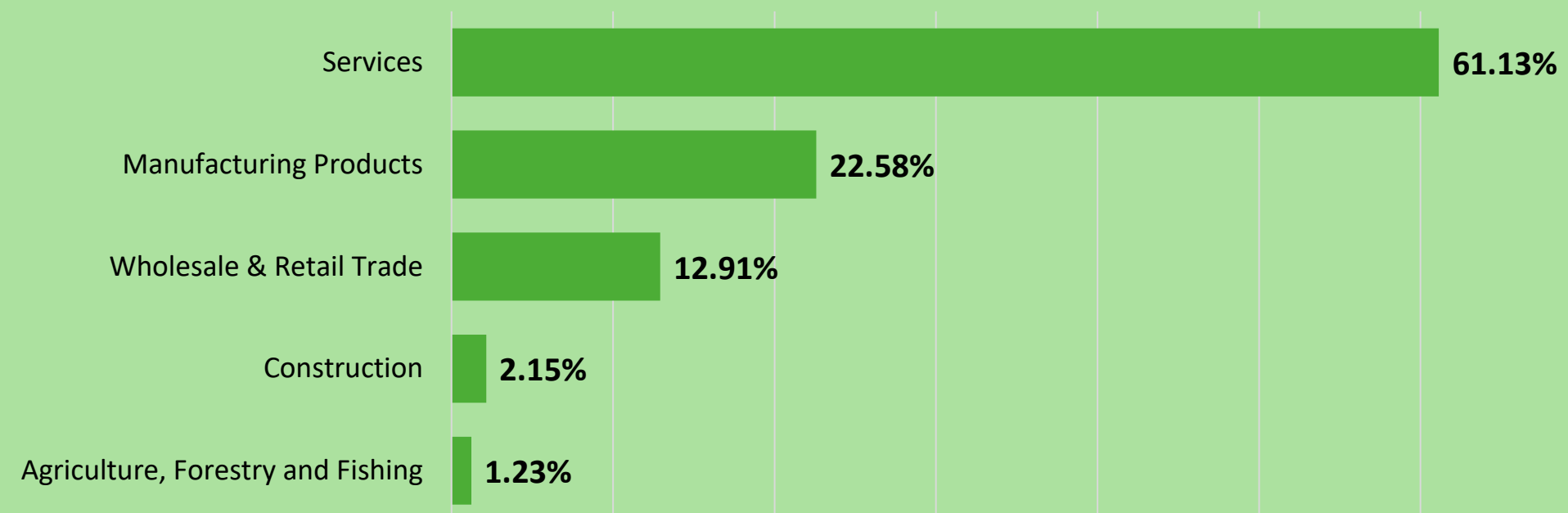
Guarantee Amount:  
**€ 4.9M**



Outstanding Guaranteed:  
**€ 3.0M**

No. of businesses by  
window: **49**

### Participation (%) of the guaranteed amount by sectors



Indirect jobs created  
**104**

First time Borrower  
**7**



\*Primary Energy Saved

**11,542 MWh/a or 82%**



\*CO2 Emission reduction

**6,610 t/a or 96%**

\***Primary Energy Saved** – Measures the annual reduction in primary energy consumption achieved by projects supported through our green loans. Expressed in megawatt-hours per year (MWh/a).

**CO<sub>2</sub> Emission Reduction** – Represents the annual reduction in CO<sub>2</sub> emissions achieved by projects financed through our green loans portfolio, expressed in metric tons per year (t/a).

# Standard Window



**STANDARD  
WINDOW**



Loan Amount:  
**€ 766.6M**



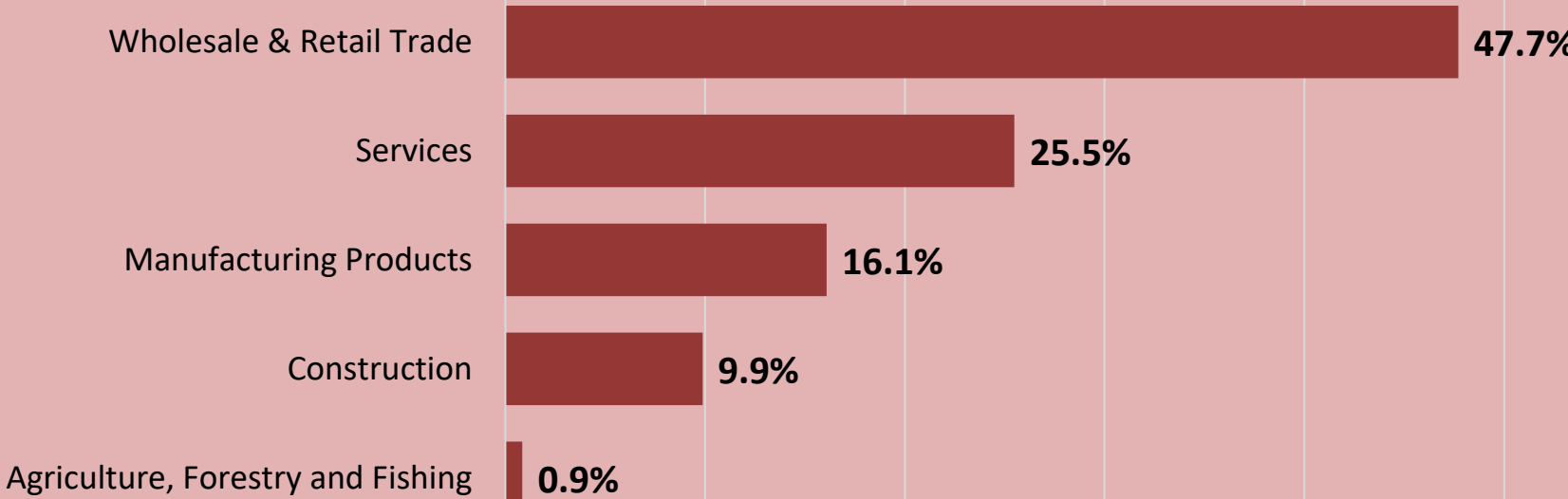
Guarantee Amount:  
**€ 371.6M**



Outstanding Guaranteed:  
**€ 118.2M**

No. of businesses by  
window: **9,405**

Participation (%) of the guaranteed amount by sectors



Indirect jobs created  
**24.8k**

First time Borrower  
**2,414**

Non – performing loans  
**2.1%**

Claims paid out  
**€ 3.4M**

# Women in Business



FONDI KOSOVAR PËR GARANCI KREDITORE  
KOSOVSKI FOND ZA KREDITNO JEMSTVO  
KOSOVO CREDIT GUARANTEE FUND



WOMEN IN  
BUSINESS  
WINDOW



Loan Amount:  
**€ 28.3M**



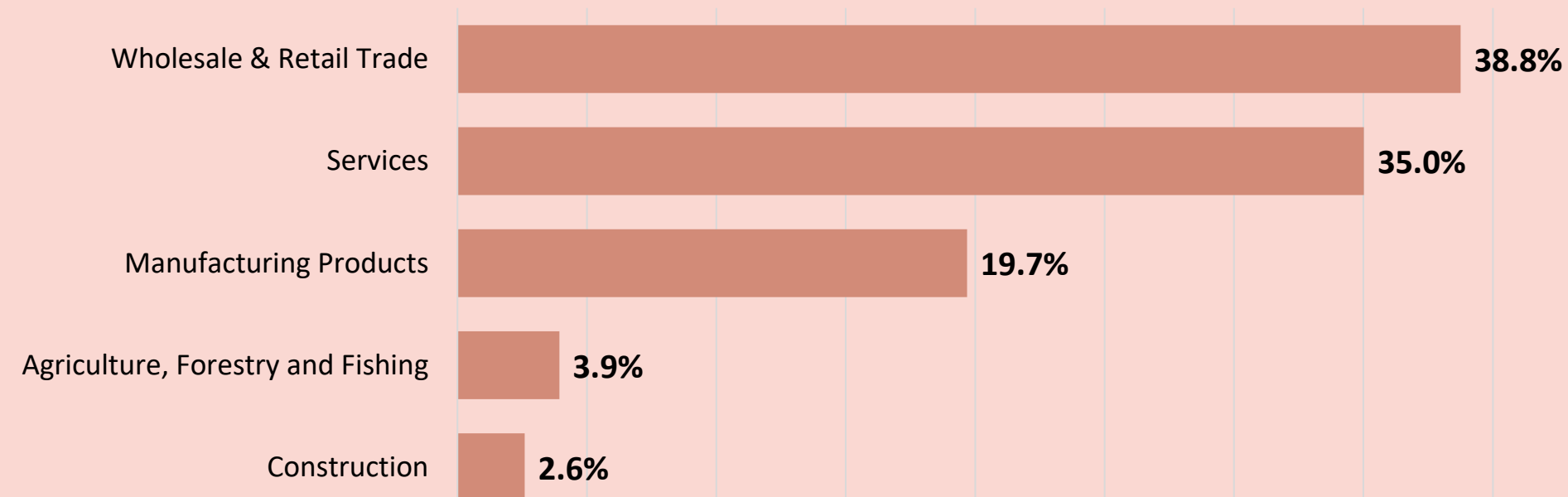
Guarantee Amount:  
**€ 15.8M**



Outstanding Guaranteed:  
**€ 12.0M**

No. of businesses by  
window: **597**

## Participation (%) of the guaranteed amount by sectors



Indirect jobs created  
**913**

First time Borrower  
**179**

Non – performing loans  
**0.7%**

# Start – up Window

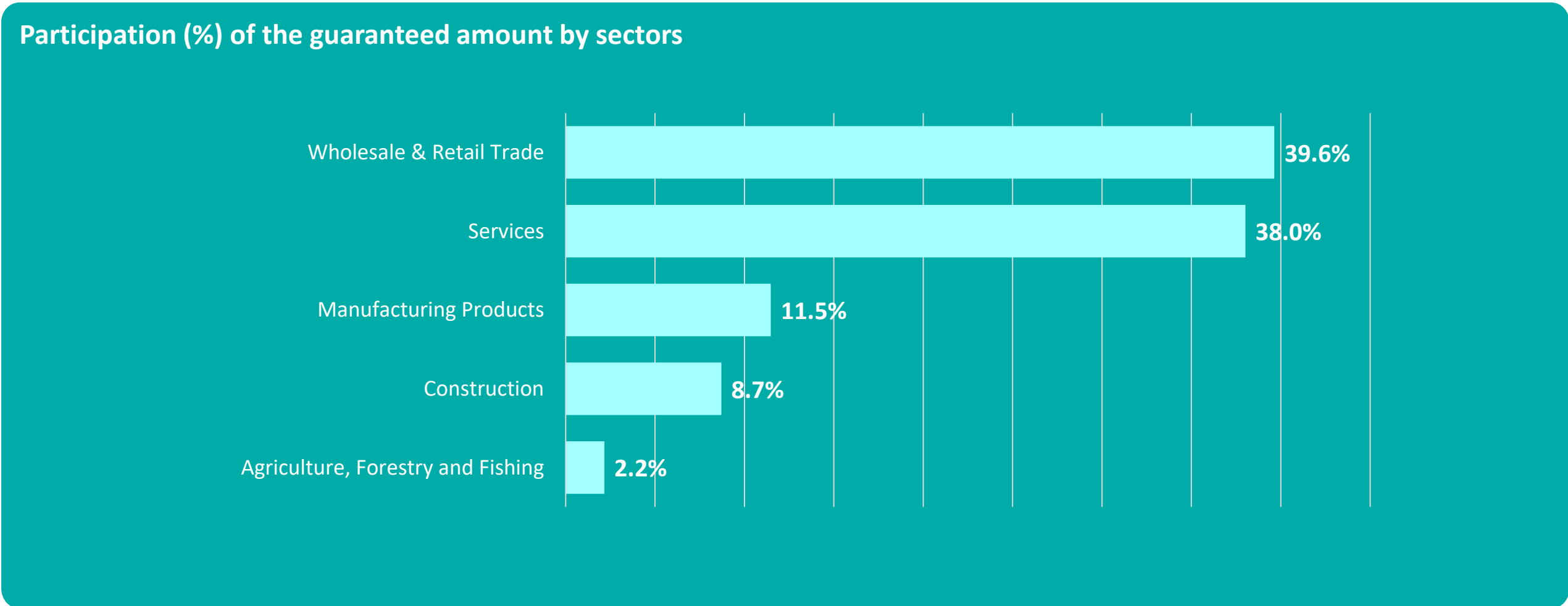


Loan Amount : **€ 10.0M**

Guarantee Amount : **€ 7.5M**

Outstanding Guaranteed : **€ 4.8M**

No. of businesses by window: **305**



Indirect jobs created  
**493**

First time Borrower  
**226**

Non – performing loans  
**1.9%**