

Portfolio Development



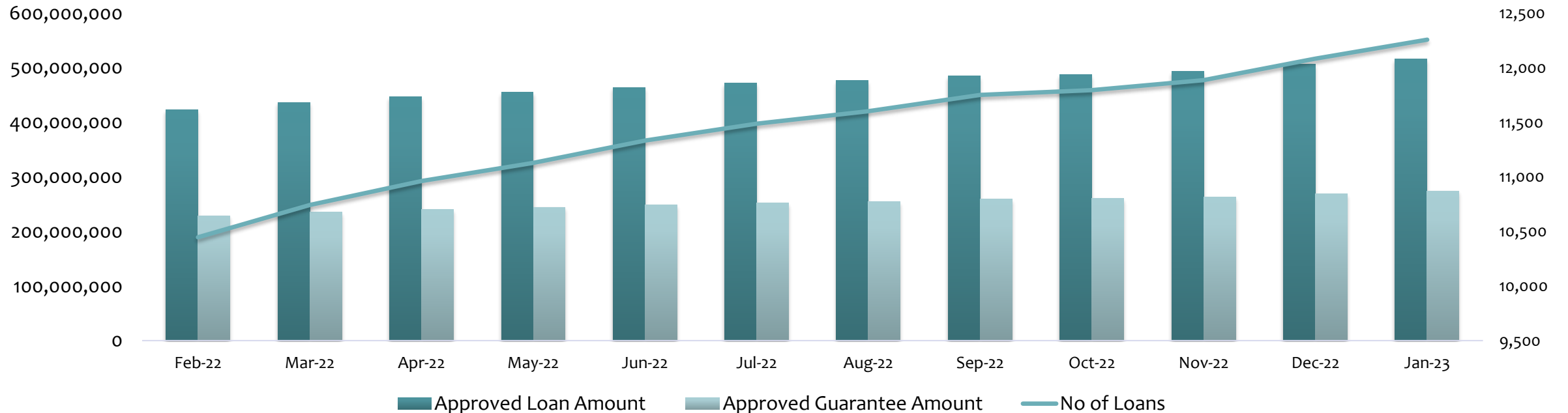
LOAN STATISTICS



FONDI KOSOVAR PËR GARANCI KREDITORE
KOSOVSKI FOND ZA KREDITNO JEMSTVO
KOSOVO CREDIT GUARANTEE FUND

	Oct-22	Nov-22	Dec-22	Jan-23
Approved Loan Amount	487,429,424	493,202,524	506,288,524	516,201,524
Total Outstanding Loans	212,948,271	209,279,572	211,461,143	212,591,376
Approved Guarantee Amount	260,250,204	263,130,404	269,580,304	274,540,304
Total Outstanding Guarantees	118,645,173	116,242,607	116,693,160	116,909,234
No of Loans	11,796	11,888	12,084	12,258
No of Active Loans	6,990	6,896	6,865	6,899

APPROVED LOANS

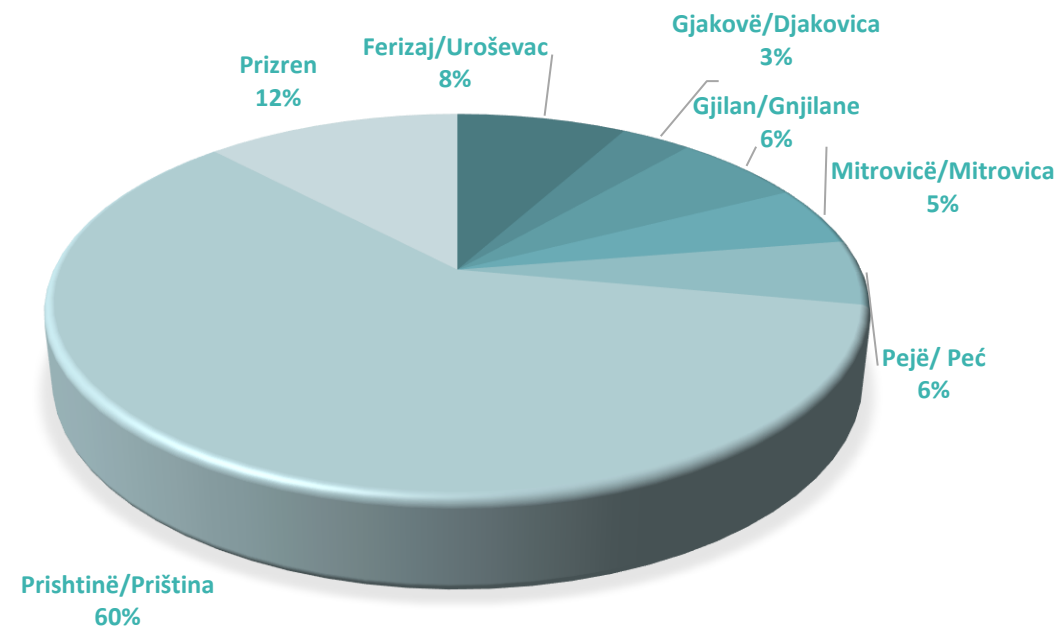


LOAN DISTRIBUTION BY REGION



FONDI KOSOVAR PËR GARANCI KREDITORE
KOSOVSKI FOND ZA KREDITNO JEMSTVO
KOSOVO CREDIT GUARANTEE FUND

Main Regions	No of Loans	Approved Amount	Guarantee Amount
Ferizaj/Uroševac	1,066	41,409,000	21,588,160
Gjakovë/Djakovica	490	17,101,000	8,990,990
Gjilan/Gnjilane	760	31,671,150	16,873,115
Mitrovicë/Mitrovica	635	25,874,100	12,745,850
Pejë/ Peć	713	28,294,400	14,697,935
Prishtinë/Priština	7,132	309,631,383	166,967,442
Prizren	1,462	62,220,492	32,676,812
Total	12,258	516,201,524	274,540,304



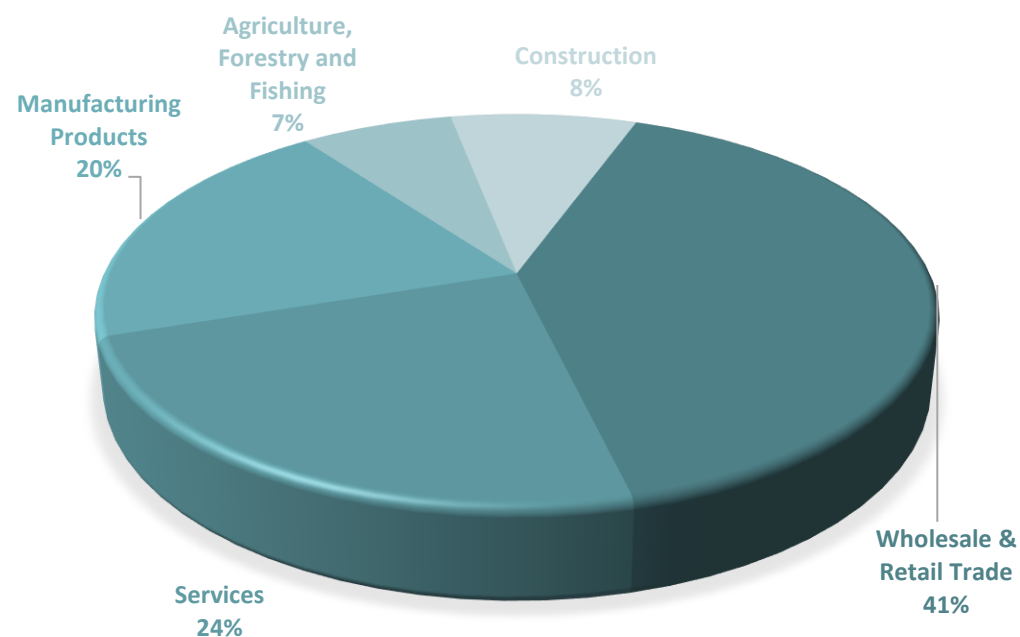
LOANS BY SECTOR



FONDI KOSOVAR PËR GARANCI KREDITORE
KOSOVSKI FOND ZA KREDITNO JEMSTVO
KOSOVO CREDIT GUARANTEE FUND

Main Sectors	No of Loans	Approved Amount	Guarantee Amount	No Of Employees	Proj. Employees*	Projected new employment
Wholesale & Retail Trade	4,720	210,127,611	111,128,209	23,086	30,082	6,996
Services	3,273	121,979,553	64,707,067	22,551	28,470	5,919
Manufacturing Products	2,114	103,337,516	56,948,990	14,793	18,895	4,102
Construction	1,106	36,333,200	19,017,886	2,703	4,094	1,391
Agriculture, Forestry and Fishing	1,045	44,423,645	22,738,153	8,944	11,171	2,227
Total	12,258	516,201,524	274,540,304	72,077	92,712	20,635

* This is an estimation reported by the beneficiaries



LOAN PURPOSE



FONDI KOSOVAR PËR GARANCI KREDITORE
KOSOVSKI FOND ZA KREDITNO JEMSTVO
KOSOVO CREDIT GUARANTEE FUND

Purpose of the Loans	Number of Loans	Approved Amount	Guarantee Amount
Construction,Renovation or Land	1,821	83,332,018	43,894,175
Equipment	3,073	129,298,474	68,710,408
Working Capital	5,585	238,535,383	129,798,171
Other	1,779	65,035,650	32,137,550
Total	12,258	516,201,524	274,540,304

