

Portfolio Development



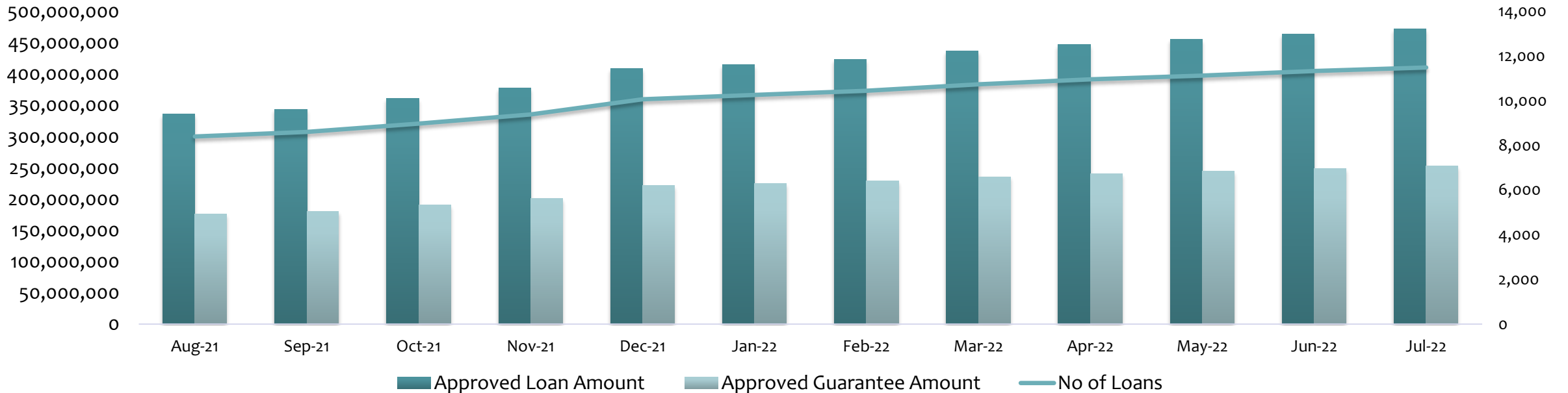
LOAN STATISTICS



FONDI KOSOVAR PËR GARANCI KREDITORE
KOSOVSKI FOND ZA KREDITNO JEMSTVO
KOSOVO CREDIT GUARANTEE FUND

	Apr-22	May-22	Jun-22	Jul-22
Approved Loan Amount	447,168,906	455,078,651	464,337,751	471,876,792
Total Outstanding Loans	221,792,625	222,772,183	223,476,138	222,827,107
Approved Guarantee Amount	240,624,794	244,499,167	249,048,117	252,762,238
Total Outstanding Guarantees	126,459,292	126,360,400	126,033,375	125,232,858
No of Loans	10,963	11,129	11,333	11,489
No of Active Loans	6,929	6,977	6,994	7,042

APPROVED LOANS

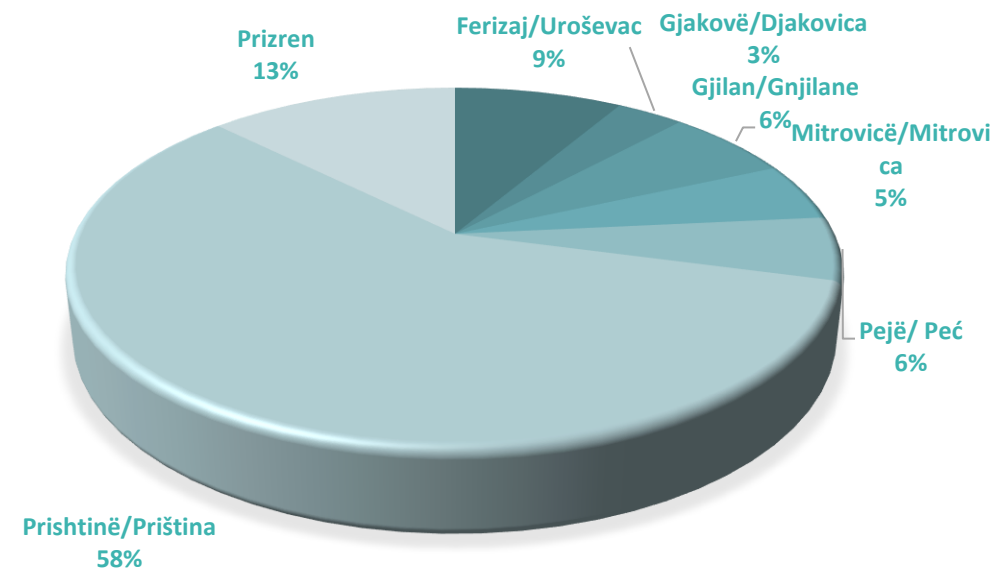


LOAN DISTRIBUTION BY REGION



FONDI KOSOVAR PËR GARANCI KREDITORE
KOSOVSKI FOND ZA KREDITNO JEMSTVO
KOSOVO CREDIT GUARANTEE FUND

Main Regions	No of Loans	Approved Amount	Guarantee Amount
Ferizaj/Uroševac	1,038	39,910,500	20,967,310
Gjakovë/Djakovica	466	16,072,000	8,476,490
Gjilan/Gnjilane	735	30,270,150	16,171,615
Mitrovicë/Mitrovica	617	24,449,100	12,049,350
Pejë/ Peć	675	26,924,400	14,013,435
Prishtinë/Priština	6,568	275,042,251	149,915,776
Prizren	1,390	59,208,392	31,168,262
Total	11,489	471,876,792	252,762,238



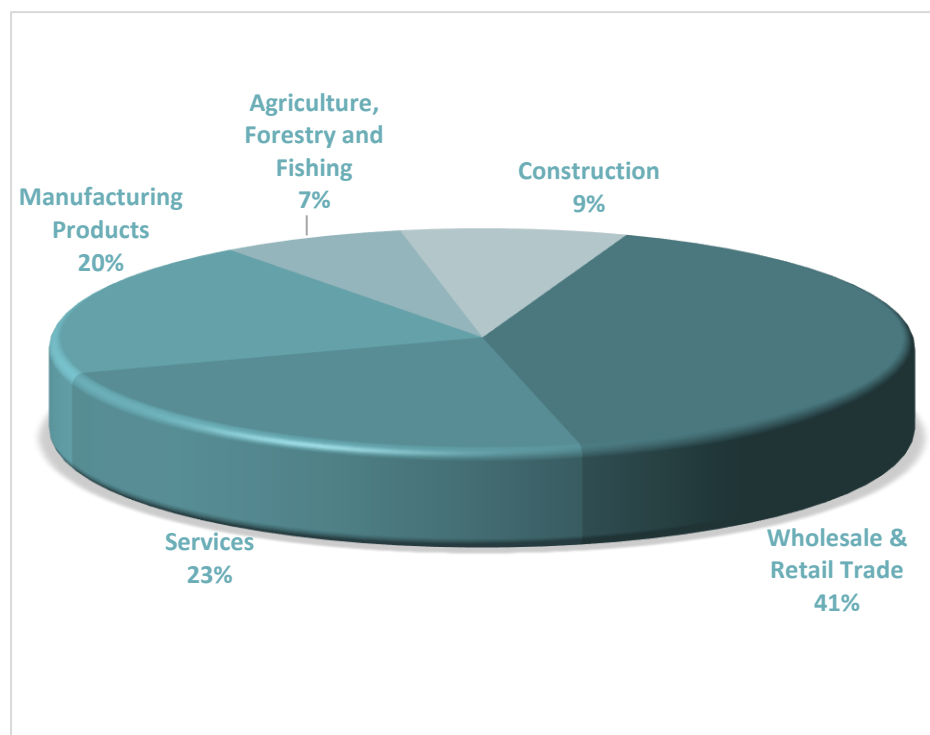
LOANS BY SECTOR



FONDI KOSOVAR PËR GARANCI KREDITORE
KOSOVSKI FOND ZA KREDITNO JEMSTVO
KOSOVO CREDIT GUARANTEE FUND

Main Sectors	No of Loans	Approved Amount	Guarantee Amount	No Of Employees	Proj. Employees*	Projected new employment
Wholesale & Retail Trade	4,441	192,258,011	102,358,809	21,042	27,546	6,504
Services	3,070	110,578,321	59,100,601	20,950	26,348	5,398
Manufacturing Products	1,984	94,686,916	52,801,990	13,514	17,311	3,797
Agriculture, Forestry and Fishing	1,013	33,368,400	17,475,936	2,483	3,761	1,278
Construction	981	40,985,145	21,024,903	8,411	10,465	2,054
Total	11,489	471,876,792	252,762,238	66,400	85,431	19,031

* This is an estimation reported by the beneficiaries



LOAN PURPOSE



FONDI KOSOVAR PËR GARANCI KREDITORE
KOSOVSKI FOND ZA KREDITNO JEMSTVO
KOSOVO CREDIT GUARANTEE FUND

Purpose of the Loans	Number of Loans	Approved Amount	Guarantee Amount
Construction, Renovation or Land	1,713	78,720,986	41,637,259
Equipment	2,846	114,224,074	61,439,258
Working Capital	5,159	214,390,083	117,812,371
Other	1,771	64,541,650	31,873,350
Total	11,489	471,876,792	252,762,238

