

Portfolio Development



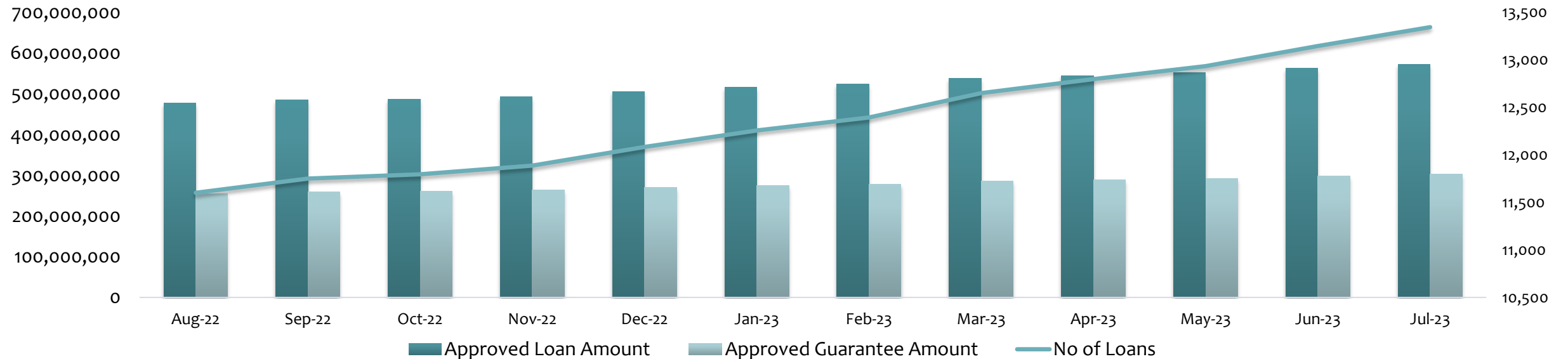
LOAN STATISTICS



FONDI KOSOVAR PËR GARANCI KREDITORE
KOSOVSKI FOND ZA KREDITNO JEMSTVO
KOSOVO CREDIT GUARANTEE FUND

	Apr-23	May-23	Jun-23	Jul-23
Approved Loan Amount	545,292,065	551,975,365	563,034,915	573,057,211
Total Outstanding Loans	215,275,043	213,212,969	214,586,080	215,906,202
Approved Guarantee Amount	288,899,309	292,217,539	297,827,829	302,803,627
Total Outstanding Guarantees	116,656,285	115,223,394	115,637,631	115,963,644
No of Loans	12,798	12,936	13,148	13,347
No of Active Loans	6,954	6,942	6,990	7,031

APPROVED LOANS



GUARANTEED LOAN PER WINDOW



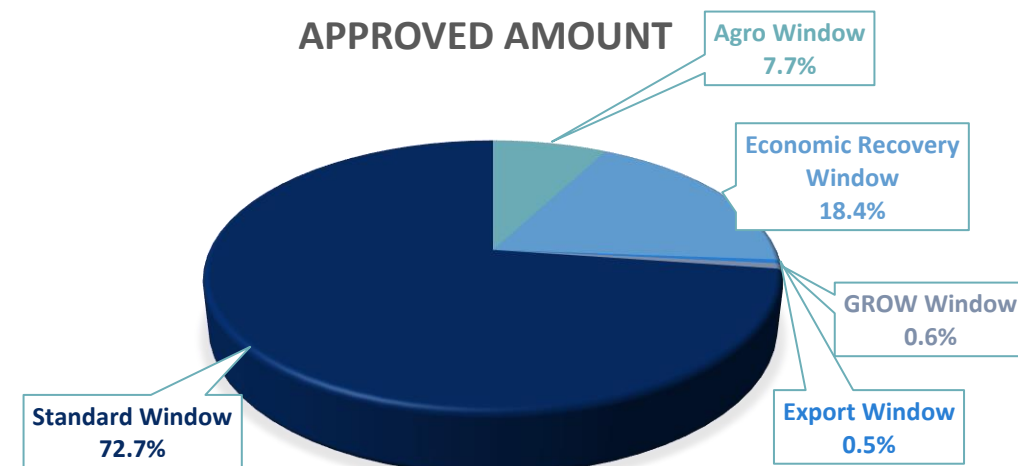
FONDI KOSOVAR PËR GARANCI KREDITORE
KOSOVSKI FOND ZA KREDITNO JEMSTVO
KOSOVO CREDIT GUARANTEE FUND

Windows	Disbursed Loans	Approved Amount	Approved Guarantee amount
Agro Window	1,239	44,170,700	21,666,721
Economic Recovery Window	2,015	105,555,705	74,948,973
Export Window	26	2,647,000	1,251,500
GROW Window	6	3,618,000	1,809,000
Standard Window	10,029	416,286,106	202,632,483
Women in Business Window	23	512,200	284,100
Startup Window	9	267,500	210,850
Total	13,347	573,057,211	302,803,627

* Launched on December 2022

** Piloted with one RFI

*** Launched on April 2023



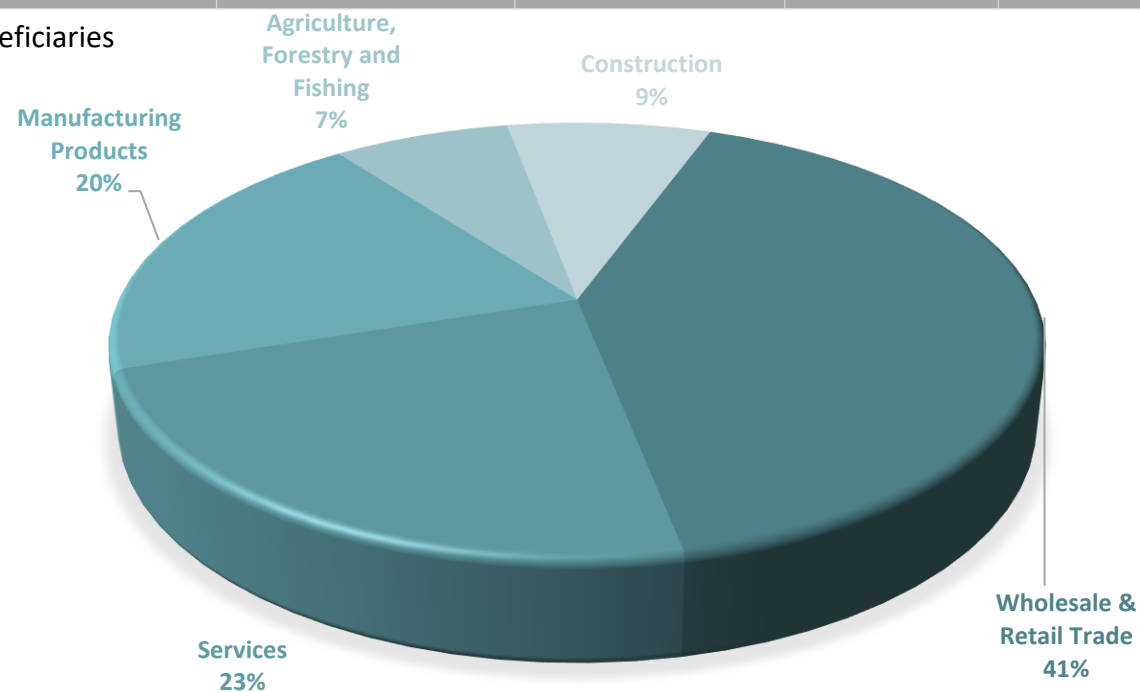
LOANS BY SECTOR



FONDI KOSOVAR PËR GARANCI KREDITORE
KOSOVSKI FOND ZA KREDITNO JEMSTVO
KOSOVO CREDIT GUARANTEE FUND

Main Sectors	No of Loans	Approved Amount	Guarantee Amount	No Of Employees	Proj. Employees*	Projected new employment
Wholesale & Retail Trade	5,153	237,121,701	124,580,744	26,579	34,245	7,666
Services	3,486	131,718,253	69,477,467	24,900	31,346	6,446
Manufacturing Products	2,274	113,615,716	62,035,040	16,533	21,010	4,477
Construction	1,310	42,087,000	21,916,776	3,238	4,856	1,618
Agriculture, Forestry and Fishing	1,124	48,514,541	24,793,601	9,623	12,046	2,423
Total	13,347	573,057,211	302,803,627	80,873	103,503	22,630

* This is an estimation reported by the beneficiaries



LOAN PURPOSE



FONDI KOSOVAR PËR GARANCI KREDITORE
KOSOVSKI FOND ZA KREDITNO JEMSTVO
KOSOVO CREDIT GUARANTEE FUND

Purpose of the Loans	Number of Loans	Approved Amount	Guarantee Amount
Construction, Renovation or Land	1,963	88,452,968	46,458,375
Equipment	3,380	143,949,770	75,997,346
Working Capital	6,219	275,089,823	148,027,957
Other	1,785	65,564,650	32,319,950
Total	13,347	573,057,211	302,803,627

