

Portfolio Development



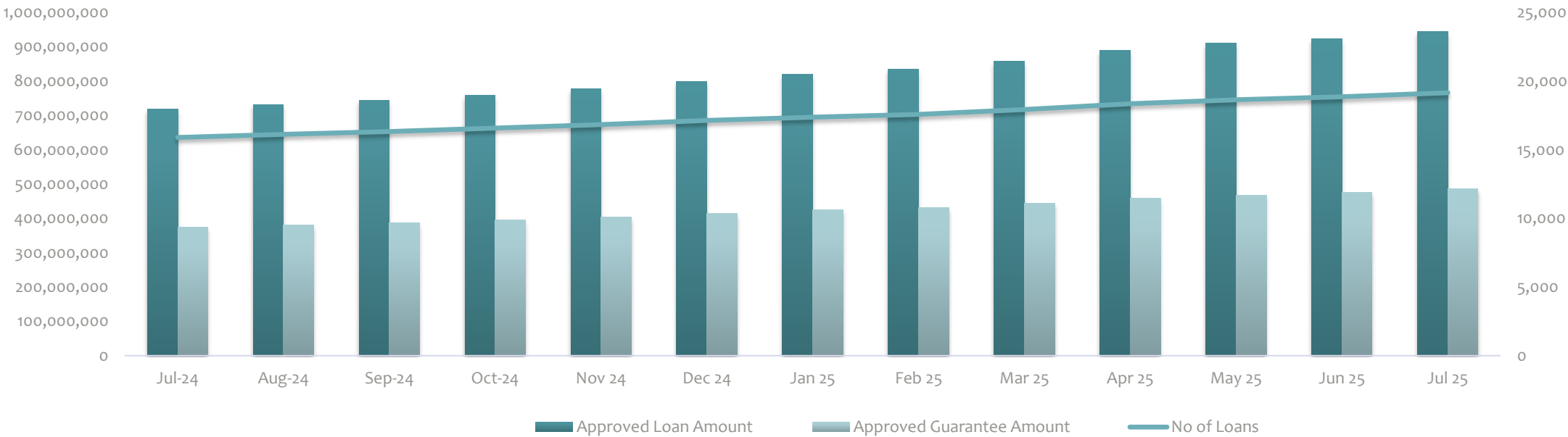
LOAN STATISTICS



FONDI KOSOVAR PËR GARANCI KREDITORE
KOSOVSKI FOND ZA KREDITNO JEMSTVO
KOSOVO CREDIT GUARANTEE FUND

	Apr 25	May 25	Jun 25	Jul 25
Approved Loan Amount	888,681,783	909,701,183	923,000,883	944,236,609
Total Outstanding Loans	309,121,258	319,515,273	321,836,443	328,775,163
Approved Guarantee Amount	457,813,241	468,036,826	474,831,336	485,681,869
Total Outstanding Guarantees	154,434,763	159,183,919	160,386,885	164,024,922
No of Loans	18,348	18,633	18,859	19,150
No of Active Loans	7,446	7,558	7,565	7,656

APPROVED LOANS

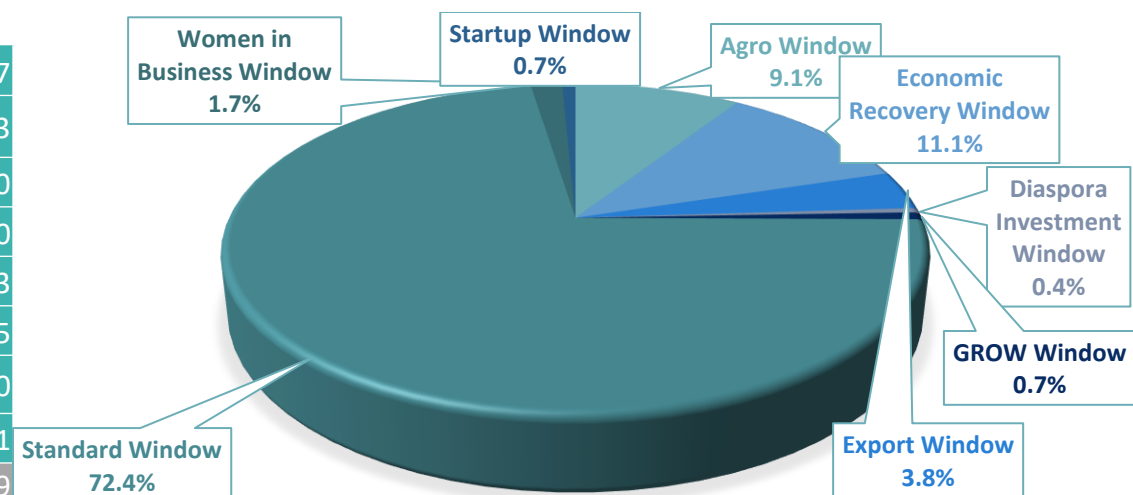


GUARANTEED LOAN PER WINDOW



FONDI KOSOVAR PËR GARANCI KREDITORE
KOSOVSKI FOND ZA KREDITNO JEMSTVO
KOSOVO CREDIT GUARANTEE FUND

Windows	Disbursed Loans	Approved Amount	Approved Guarantee amount
Agro Window	2,447	86,175,657	42,918,397
Economic Recovery Window	1,980	104,721,105	74,291,323
Export Window	237	35,843,800	17,284,650
Diaspora Investment Window	23	4,054,000	3,046,000
GROW Window	28	6,664,926	3,319,463
Standard Window	13,734	683,539,820	331,017,155
Women in Business Window	445	16,313,500	8,680,270
Startup Window	256	6,923,801	5,124,611
Total	19,150	944,236,609	485,681,869



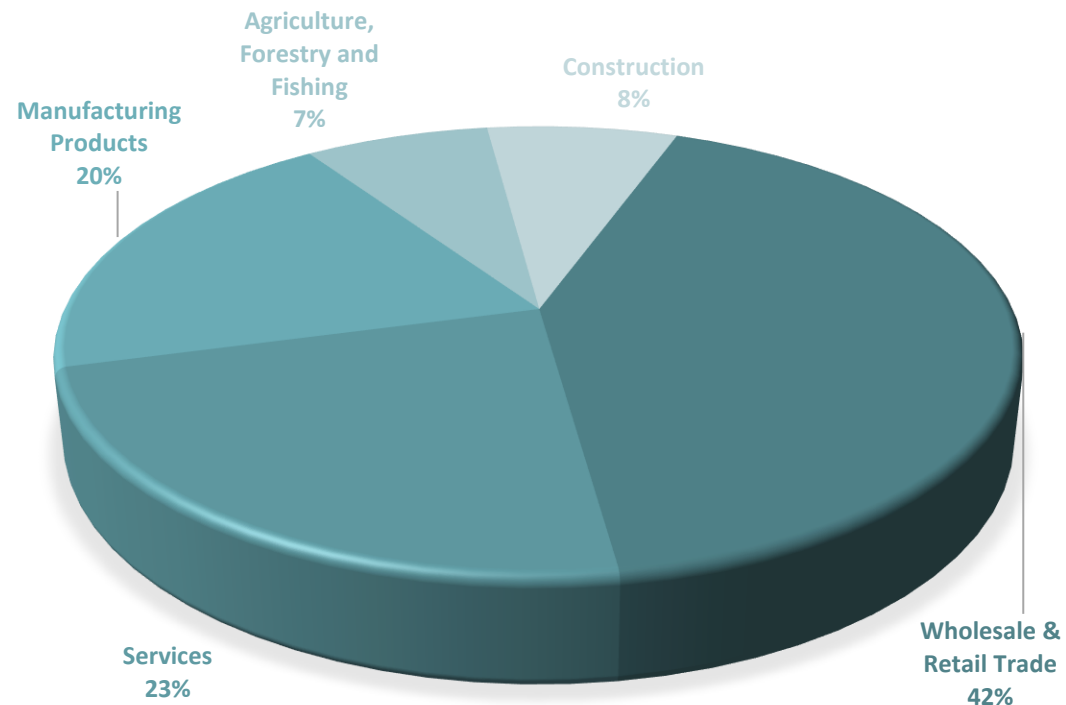
LOANS BY SECTOR



FONDI KOSOVAR PËR GARANCI KREDITORE
KOSOVSKI FOND ZA KREDITNO JEMSTVO
KOSOVO CREDIT GUARANTEE FUND

Main Sectors	No of Loans	Approved Amount	Guarantee Amount	No Of Employees	Proj. Employees*	Projected new employment
Wholesale & Retail Trade	7,352	399,192,857	202,918,572	41,264	52,284	11,020
Services	4,811	218,377,331	112,837,341	36,811	45,749	8,938
Manufacturing Products	3,108	185,183,917	97,235,751	25,051	31,071	6,020
Construction	2,355	69,342,957	36,059,802	5,316	7,972	2,656
Agriculture, Forestry and Fishing	1,524	72,139,547	36,630,404	12,524	15,666	3,142
Total	19,150	944,236,609	485,681,869	120,966	152,742	31,776

* This is an estimation reported by the beneficiaries



LOAN PURPOSE



FONDI KOSOVAR PËR GARANCI KREDITORE
KOSOVSKI FOND ZA KREDITNO JEMSTVO
KOSOVO CREDIT GUARANTEE FUND

Purpose of the Loans	Number of Loans	Approved Amount	Guarantee Amount
Construction/Renovation/Land	2,843	148,457,606	75,879,964
Equipment	5,019	234,650,836	121,195,784
Working Capital	9,457	491,031,317	254,293,071
Other	1,831	70,096,850	34,313,050
Total	19,150	944,236,609	485,681,869

