

Portfolio Development



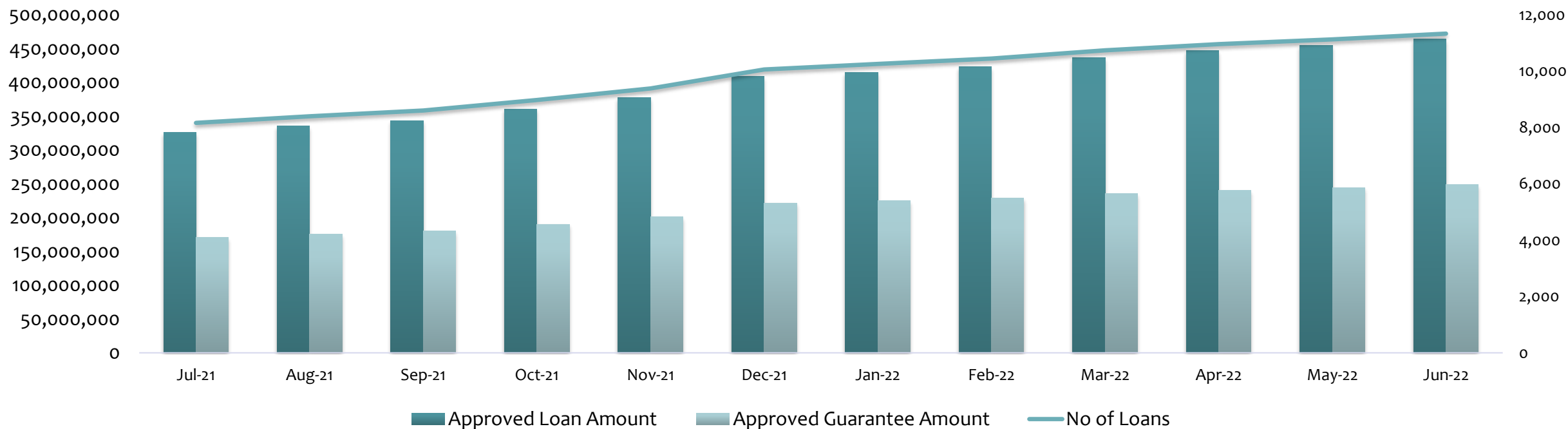
LOAN STATISTICS



FONDI KOSOVAR PËR GARANCI KREDITORE
KOSOVSKI FOND ZA KREDITNO JEMSTVO
KOSOVO CREDIT GUARANTEE FUND

	Mar-22	Apr-22	May-22	Jun-22
Approved Loan Amount	436,639,406	447,168,906	455,078,651	464,337,751
Total Outstanding Loans	219,635,037	221,792,625	222,772,183	223,476,138
Approved Guarantee Amount	235,548,044	240,624,794	244,499,167	249,048,117
Total Outstanding Guarantees	125,977,680	126,459,292	126,360,400	126,033,375
No of Loans	10,743	10,963	11,129	11,333
No of Active Loans	6,858	6,929	6,977	6,994

APPROVED LOANS

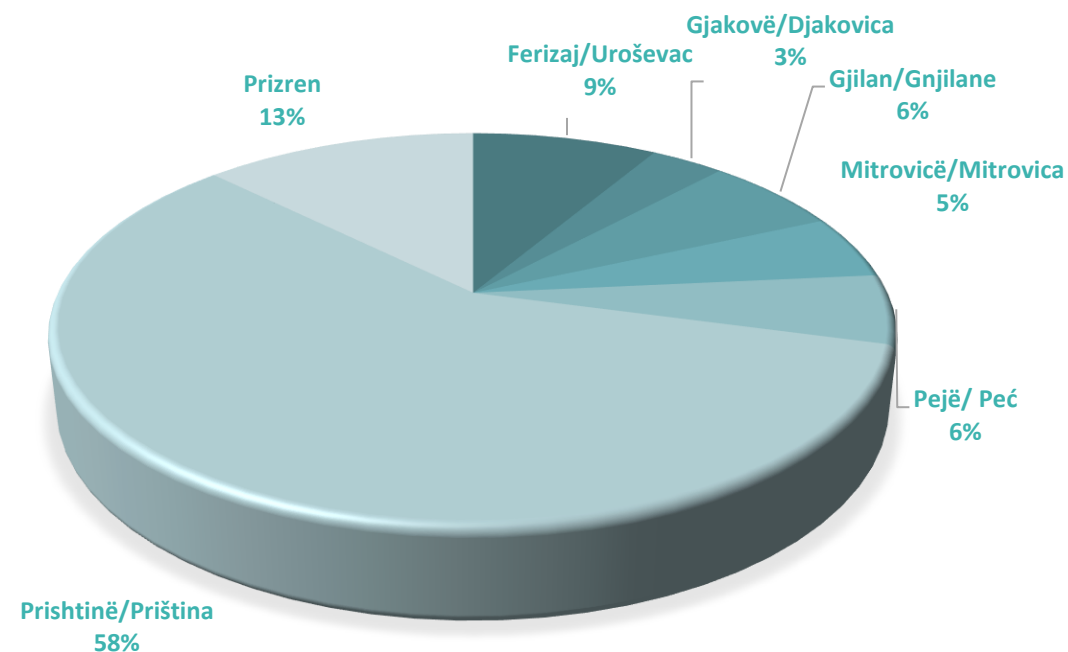


LOAN DISTRIBUTION BY REGION



FONDI KOSOVAR PËR GARANCI KREDITORE
KOSOVSKI FOND ZA KREDITNO JEMSTVO
KOSOVO CREDIT GUARANTEE FUND

Main Regions	No of Loans	Approved Amount	Guarantee Amount
Ferizaj/Uroševac	1,027	39,448,500	20,736,310
Gjakovë/Djakovica	459	15,732,000	8,306,490
Gjilan/Gnjilane	728	29,640,150	15,856,615
Mitrovicë/Mitrovica	611	24,244,100	11,946,850
Pejë/ Peć	667	26,523,800	13,813,135
Prishtinë/Priština	6,478	270,420,751	147,660,426
Prizren	1,363	58,328,450	30,728,291
Total	11,333	464,337,751	249,048,117



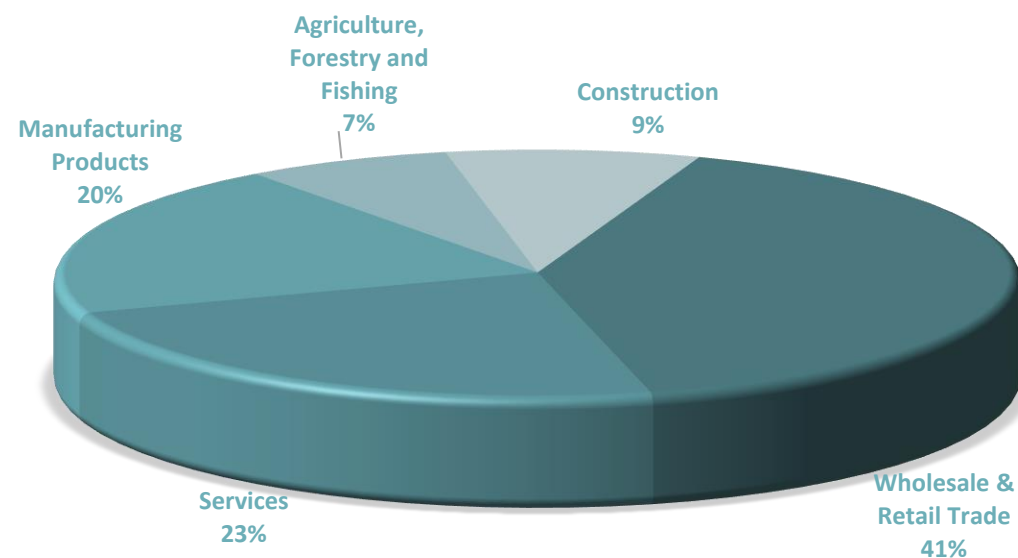
LOANS BY SECTOR



FONDI KOSOVAR PËR GARANCI KREDITORE
KOSOVSKI FOND ZA KREDITNO JEMSTVO
KOSOVO CREDIT GUARANTEE FUND

Main Sectors	No of Loans	Approved Amount	Guarantee Amount	No Of Employees	Proj. Employees*	Projected new employment
Wholesale & Retail Trade	4,374	188,604,511	100,548,059	20,571	26,948	6,377
Services	3,031	109,344,321	58,508,601	20,544	25,852	5,308
Manufacturing Products	1,962	93,310,374	52,113,719	13,408	17,155	3,747
Agriculture, Forestry and Fishing	1,001	32,742,900	17,163,186	2,422	3,675	1,253
Construction	965	40,335,645	20,714,553	8,245	10,269	2,024
Total	11,333	464,337,751	249,048,117	65,190	83,899	18,709

* This is an estimation reported by the beneficiaries



LOAN PURPOSE



FONDI KOSOVAR PËR GARANCI KREDITORE
KOSOVSKI FOND ZA KREDITNO JEMSTVO
KOSOVO CREDIT GUARANTEE FUND

Purpose of the Loans	Number of Loans	Approved Amount	Guarantee Amount
Construction, Renovation or Land	1,690	77,326,486	40,965,009
Equipment	2,806	112,284,974	60,469,708
Working Capital	5,066	210,184,641	115,740,051
Other	1,771	64,541,650	31,873,350
Total	11,333	464,337,751	249,048,117

