

# Portfolio Development



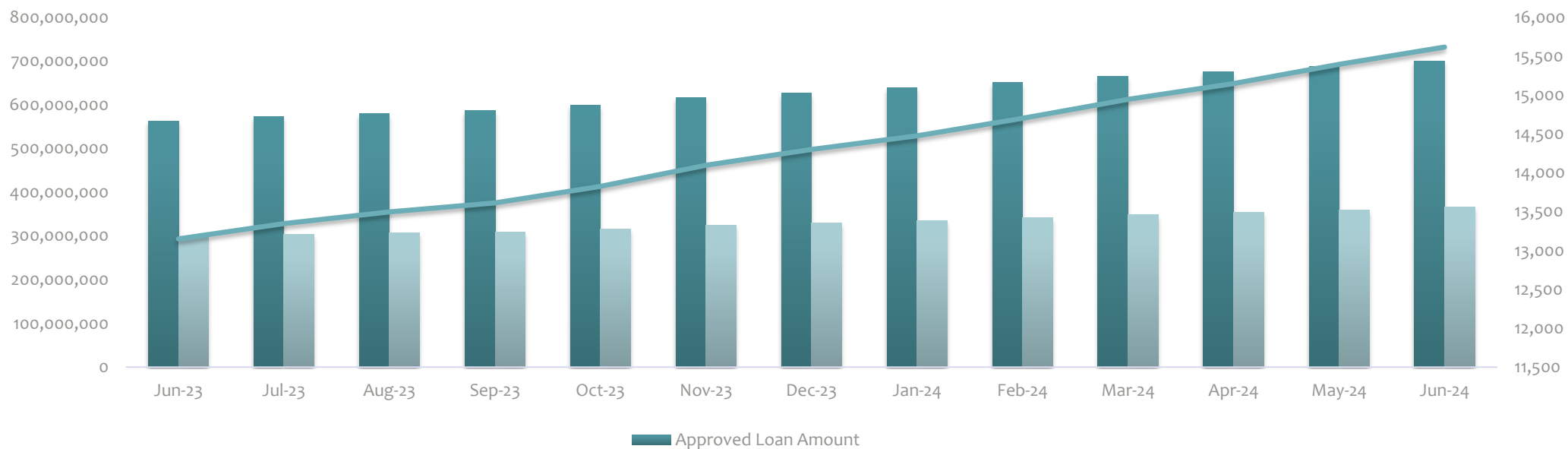
# LOAN STATISTICS



FONDI KOSOVAR PËR GARANCI KREDITORE  
KOSOVSKI FOND ZA KREDITNO JEMSTVO  
KOSOVO CREDIT GUARANTEE FUND

	Mar-24	Apr-24	May-24	Jun-24
Approved Loan Amount	664,218,033	675,624,483	687,737,033	700,556,946
Total Outstanding Loans	229,387,377	232,547,614	234,860,196	238,103,715
Approved Guarantee Amount	348,053,279	353,588,949	359,569,219	365,949,313
Total Outstanding Guarantees	119,421,041	120,510,729	121,306,827	122,636,349
No of Loans	14,942	15,148	15,394	15,617
No of Active Loans	7,096	6,947	6,991	6,971

## APPROVED LOANS

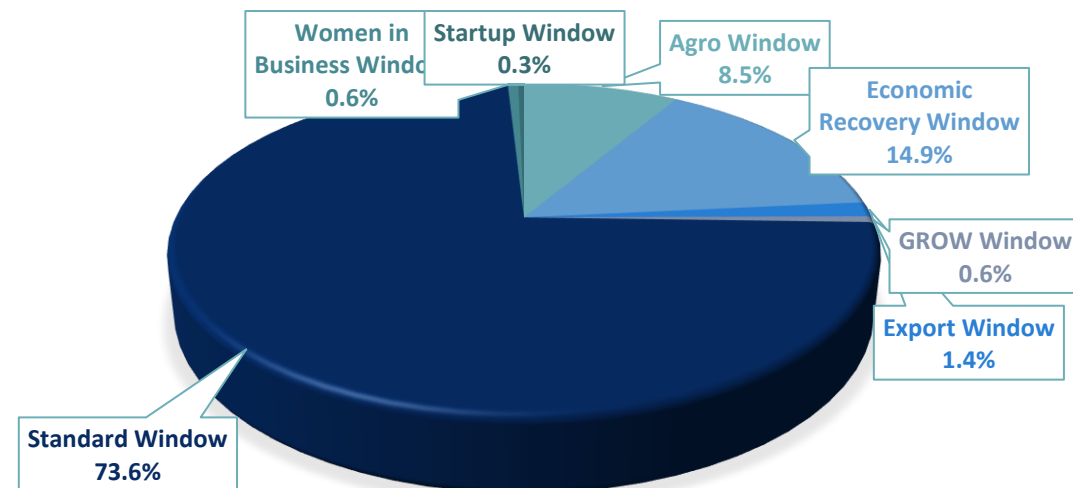


# GUARANTEED LOAN PER WINDOW



FONDI KOSOVAR PËR GARANCI KREDITORE  
KOSOVSKI FOND ZA KREDITNO JEMSTVO  
KOSOVO CREDIT GUARANTEE FUND

Windows	Disbursed Loans	Approved Amount	Approved Guarantee amount
Agro Window	1,697	59,609,313	29,360,366
Economic Recovery Window	1,980	104,721,105	74,291,323
Export Window	78	10,038,000	4,877,750
GROW Window	8	4,018,000	2,009,000
Standard Window	11,619	515,896,027	251,558,294
Women in Business Window	159	4,060,300	2,197,370
Startup Window	76	2,214,201	1,655,211
<b>Total</b>	<b>15,617</b>	<b>700,556,946</b>	<b>365,949,313</b>



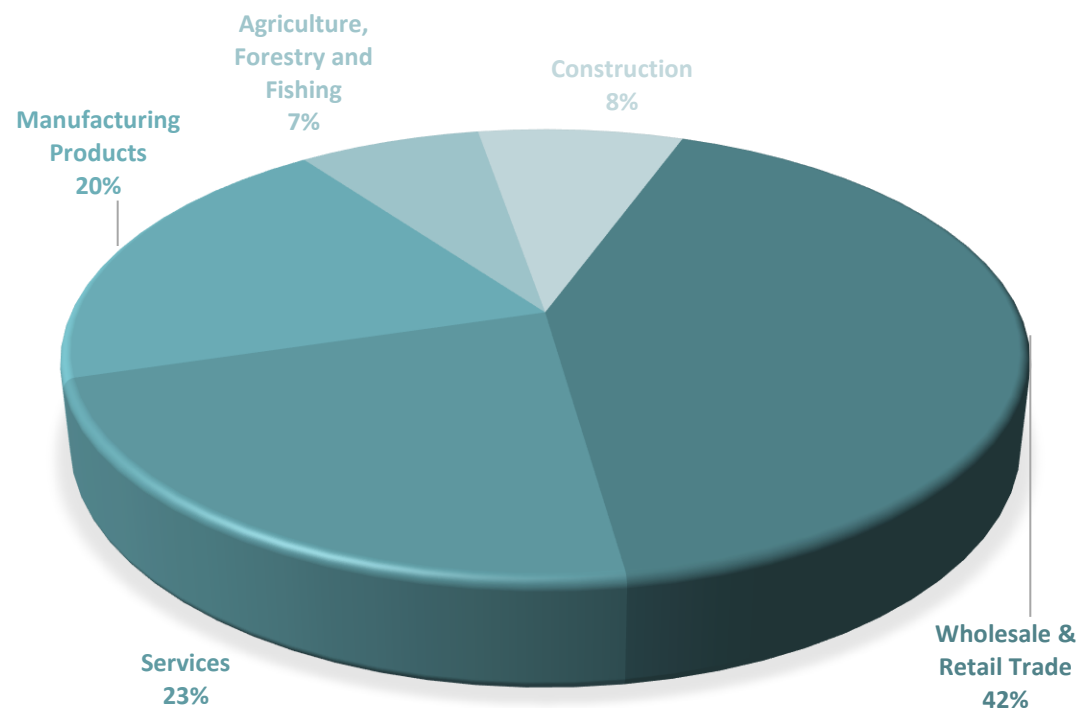
# LOANS BY SECTOR



FONDI KOSOVAR PËR GARANCI KREDITORE  
KOSOVSKI FOND ZA KREDITNO JEMSTVO  
KOSOVO CREDIT GUARANTEE FUND

Main Sectors	No of Loans	Approved Amount	Guarantee Amount	No Of Employees	Proj. Employees*	Projected new employment
Wholesale & Retail Trade	6,076	295,982,222	153,779,304	32,113	41,154	9,041
Services	3,946	157,099,253	82,030,697	28,797	36,187	7,390
Manufacturing Products	2,586	137,775,317	73,767,441	19,616	24,653	5,037
Construction	1,710	51,454,113	26,732,321	4,166	6,188	2,022
Agriculture, Forestry and Fishing	1,299	58,246,041	29,639,551	10,839	13,604	2,765
<b>Total</b>	<b>15,617</b>	<b>700,556,946</b>	<b>365,949,313</b>	<b>95,531</b>	<b>121,786</b>	<b>26,255</b>

\* This is an estimation reported by the beneficiaries



# LOAN PURPOSE



FONDI KOSOVAR PËR GARANCI KREDITORE  
KOSOVSKI FOND ZA KREDITNO JEMSTVO  
KOSOVO CREDIT GUARANTEE FUND

Purpose of the Loans	Number of Loans	Approved Amount	Guarantee Amount
Construction/Renovation/Land	2,277	102,501,418	53,580,920
Equipment	3,983	173,138,130	90,367,627
Working Capital	7,550	356,952,548	188,618,716
Other	1,807	67,964,850	33,382,050
<b>Total</b>	<b>15,617</b>	<b>700,556,946</b>	<b>365,949,313</b>

