

Portfolio Development



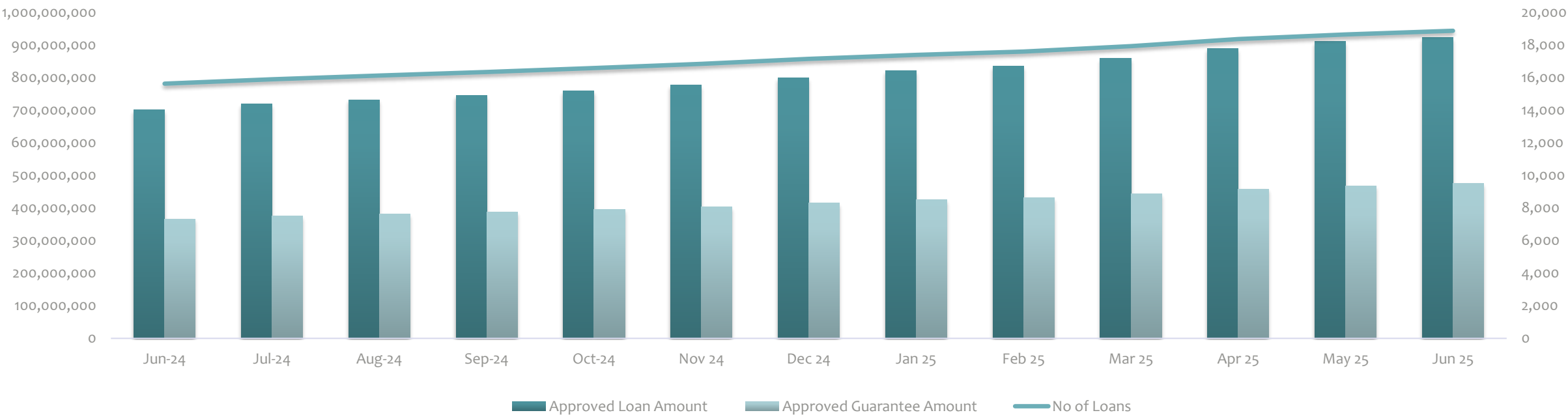
LOAN STATISTICS



FONDI KOSOVAR PËR GARANCI KREDITORE
KOSOVSKI FOND ZA KREDITNO JEMSTVO
KOSOVO CREDIT GUARANTEE FUND

	Mar 25	Apr 25	May 25	Jun 25
Approved Loan Amount	858,061,533	888,681,783	909,701,183	923,000,883
Total Outstanding Loans	291,565,983	309,121,258	319,515,273	321,836,443
Approved Guarantee Amount	443,130,406	457,813,241	468,036,826	474,831,336
Total Outstanding Guarantees	145,858,124	154,434,763	159,183,919	160,386,885
No of Loans	17,921	18,348	18,633	18,859
No of Active Loans	7,252	7,446	7,558	7,565

APPROVED LOANS

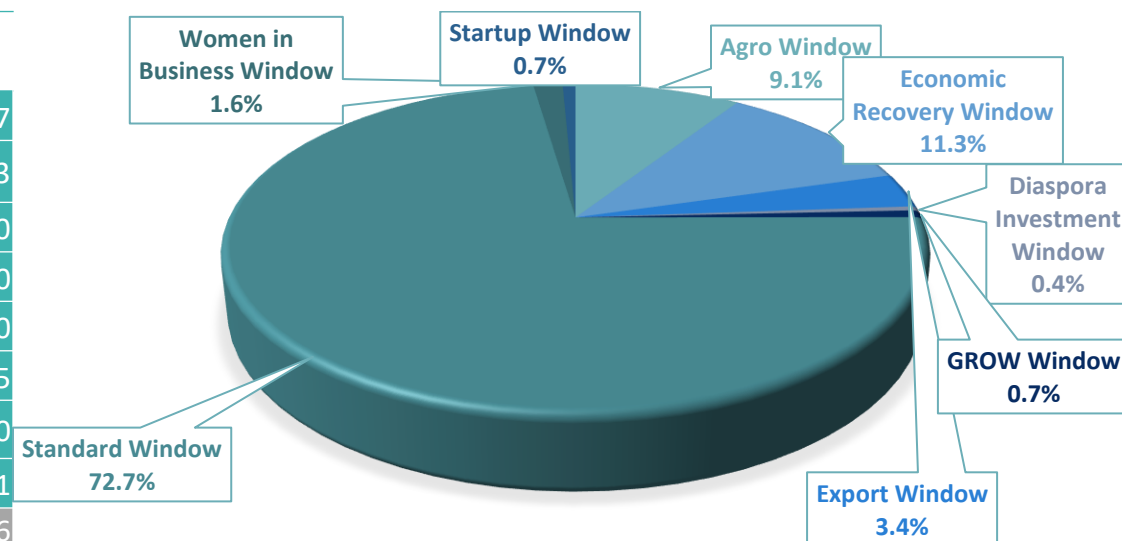


GUARANTEED LOAN PER WINDOW



FONDI KOSOVAR PËR GARANCI KREDITORE
KOSOVSKI FOND ZA KREDITNO JEMSTVO
KOSOVO CREDIT GUARANTEE FUND

Windows	Disbursed Loans	Approved Amount	Approved Guarantee amount
Agro Window	2,395	84,316,557	41,974,677
Economic Recovery Window	1,980	104,721,105	74,291,323
Export Window	215	31,190,800	14,958,150
Diaspora Investment Window	22	3,804,000	2,846,000
GROW Window	22	6,425,800	3,212,900
Standard Window	13,571	671,144,320	324,834,405
Women in Business Window	410	14,879,500	7,913,270
Startup Window	244	6,518,801	4,800,611
Total	18,859	923,000,883	474,831,336



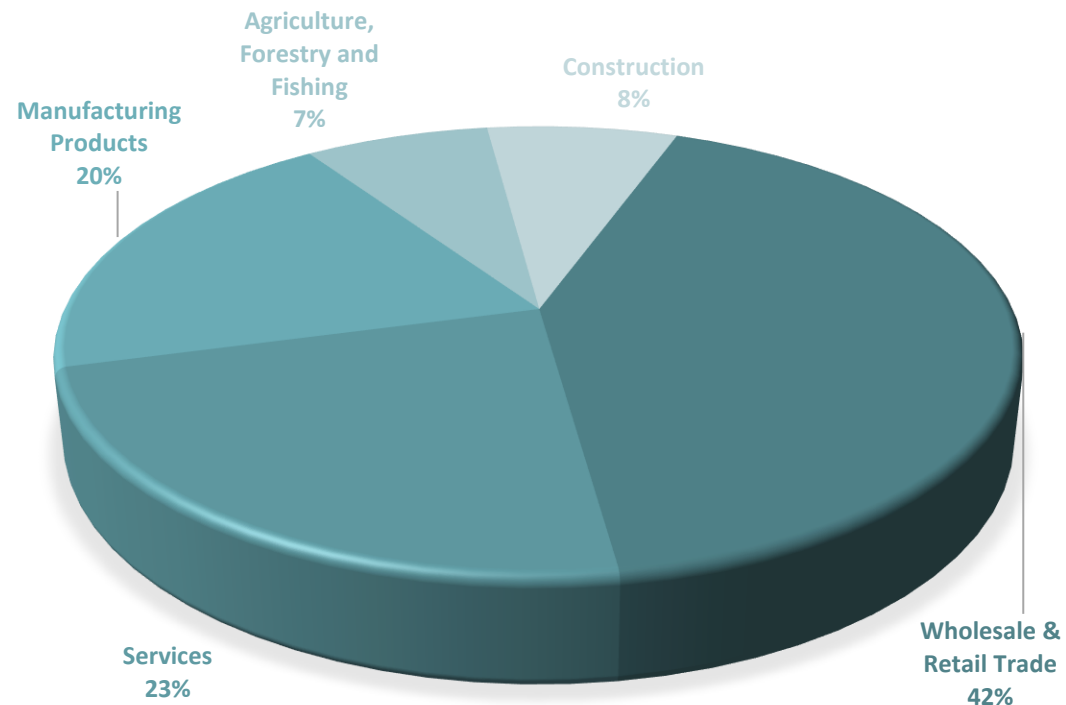
LOANS BY SECTOR



FONDI KOSOVAR PËR GARANCI KREDITORE
KOSOVSKI FOND ZA KREDITNO JEMSTVO
KOSOVO CREDIT GUARANTEE FUND

Main Sectors	No of Loans	Approved Amount	Guarantee Amount	No Of Employees	Proj. Employees*	Projected new employment
Wholesale & Retail Trade	7,246	389,740,029	198,130,658	39,995	50,828	10,833
Services	4,734	213,018,533	110,082,942	35,868	44,641	8,773
Manufacturing Products	3,064	181,416,917	95,263,251	24,592	30,541	5,949
Construction	2,311	68,223,857	35,505,082	5,225	7,838	2,613
Agriculture, Forestry and Fishing	1,504	70,601,547	35,849,404	12,309	15,417	3,108
Total	18,859	923,000,883	474,831,336	117,989	149,265	31,276

* This is an estimation reported by the beneficiaries



LOAN PURPOSE



FONDI KOSOVAR PËR GARANCI KREDITORE
KOSOVSKI FOND ZA KREDITNO JEMSTVO
KOSOVO CREDIT GUARANTEE FUND

Purpose of the Loans	Number of Loans	Approved Amount	Guarantee Amount
Construction/Renovation/Land	2,788	144,020,506	73,599,514
Equipment	4,936	230,915,710	119,166,451
Working Capital	9,306	478,020,817	247,778,821
Other	1,829	70,043,850	34,286,550
Total	18,859	923,000,883	474,831,336

