

Portfolio Development



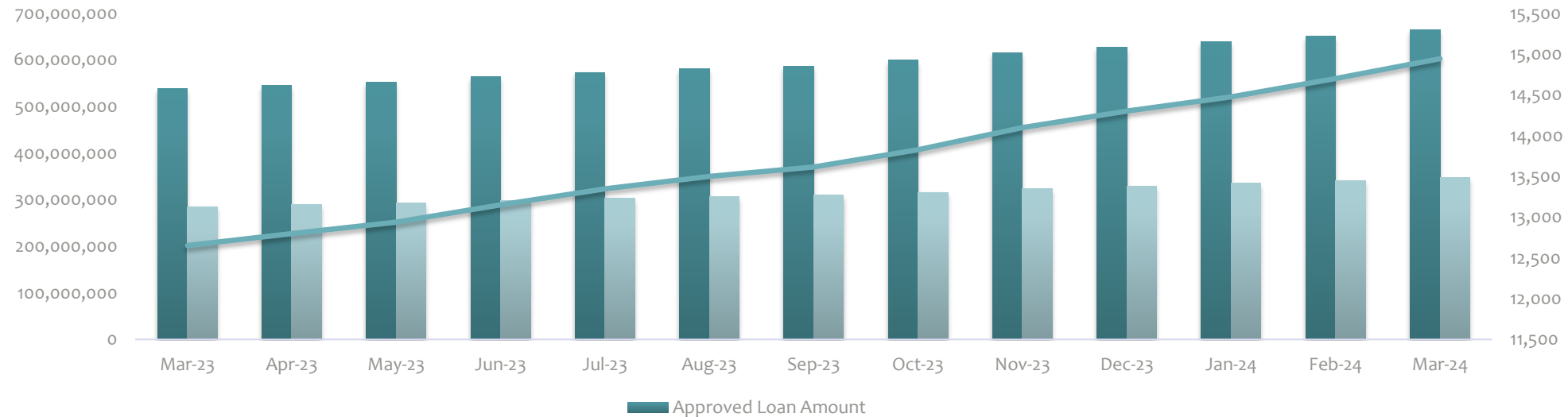
LOAN STATISTICS



FONDI KOSOVAR PËR GARANCI KREDITORE
KOSOVSKI FOND ZA KREDITNO JEMSTVO
KOSOVO CREDIT GUARANTEE FUND

	Dec-23	Jan-24	Feb-24	Mar-24
Approved Loan Amount	626,417,361	637,833,262	650,349,582	664,218,033
Total Outstanding Loans	220,497,048	222,842,226	225,508,536	229,387,377
Approved Guarantee Amount	329,477,752	334,971,992	341,088,318	348,053,279
Total Outstanding Guarantees	116,245,060	116,828,400	117,702,368	119,421,041
No of Loans	14,299	14,474	14,699	14,942
No of Active Loans	7,105	7,111	7,092	7,096

APPROVED LOANS

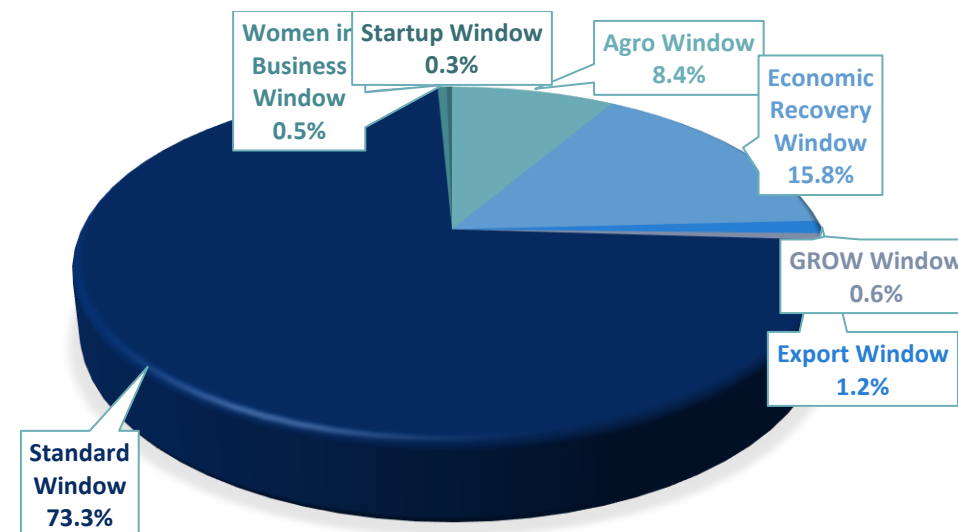


GUARANTEED LOAN PER WINDOW



FONDI KOSOVAR PËR GARANCI KREDITORE
KOSOVSKI FOND ZA KREDITNO JEMSTVO
KOSOVO CREDIT GUARANTEE FUND

Windows	Disbursed Loans	Approved Amount	Approved Guarantee amount
Agro Window	1,567	55,859,400	27,545,412
Economic Recovery Window	1,980	104,721,105	74,291,323
Export Window	51	7,907,000	3,834,000
GROW Window	8	4,018,000	2,009,000
Standard Window	11,153	486,792,127	237,345,044
Women in Business Window	124	3,126,300	1,709,370
Startup Window	59	1,794,101	1,319,131
Total	14,942	664,218,033	348,053,279



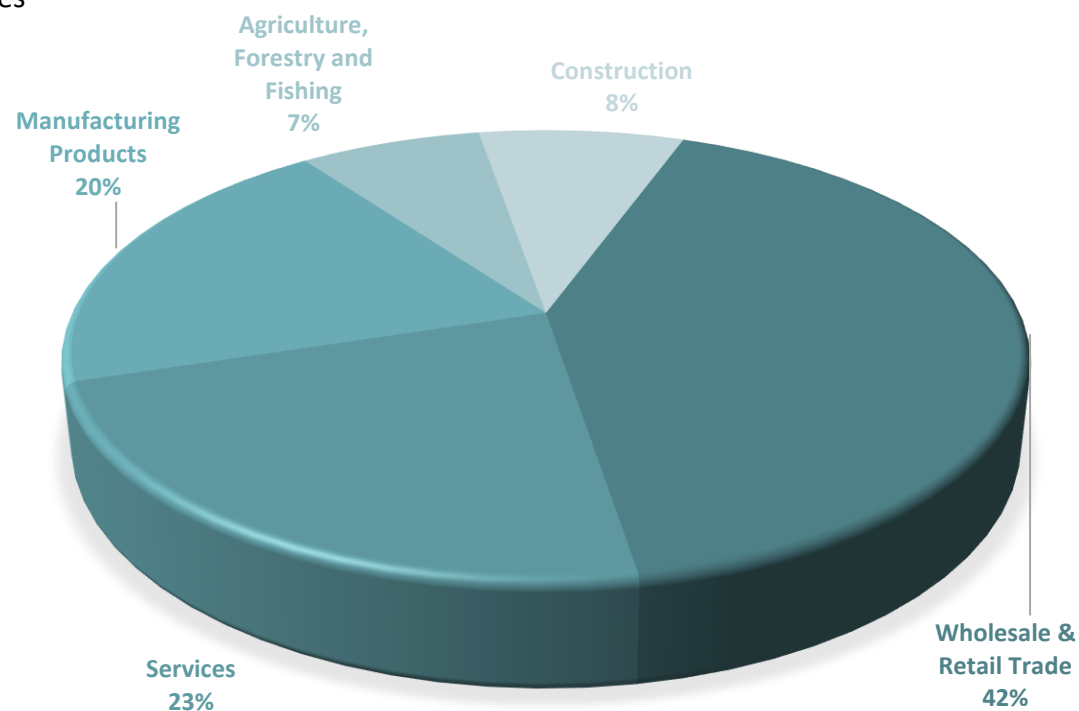
LOANS BY SECTOR



FONDI KOSOVAR PËR GARANCI KREDITORE
KOSOVSKI FOND ZA KREDITNO JEMSTVO
KOSOVO CREDIT GUARANTEE FUND

Main Sectors	No of Loans	Approved Amount	Guarantee Amount	No Of Employees	Proj. Employees*	Projected new employment
Wholesale & Retail Trade	5,809	279,000,922	145,451,854	30,477	39,129	8,652
Services	3,817	150,309,153	78,661,117	27,901	35,041	7,140
Manufacturing Products	2,487	131,217,217	70,586,891	18,979	23,834	4,855
Construction	1,590	48,581,700	25,277,367	3,941	5,831	1,890
Agriculture, Forestry and Fishing	1,239	55,109,041	28,076,051	10,366	13,003	2,637
Total	14,942	664,218,033	348,053,279	91,664	116,838	25,174

* This is an estimation reported by the beneficiaries



LOAN PURPOSE



FONDI KOSOVAR PËR GARANCI KREDITORE
KOSOVSKI FOND ZA KREDITNO JEMSTVO
KOSOVO CREDIT GUARANTEE FUND

Purpose of the Loans	Number of Loans	Approved Amount	Guarantee Amount
Construction/Renovation/Land	2,201	98,672,918	51,664,170
Equipment	3,807	164,435,740	86,076,822
Working Capital	7,133	333,634,525	177,166,238
Other	1,801	67,474,850	33,146,050
Total	14,942	664,218,033	348,053,279

