

Portfolio Development



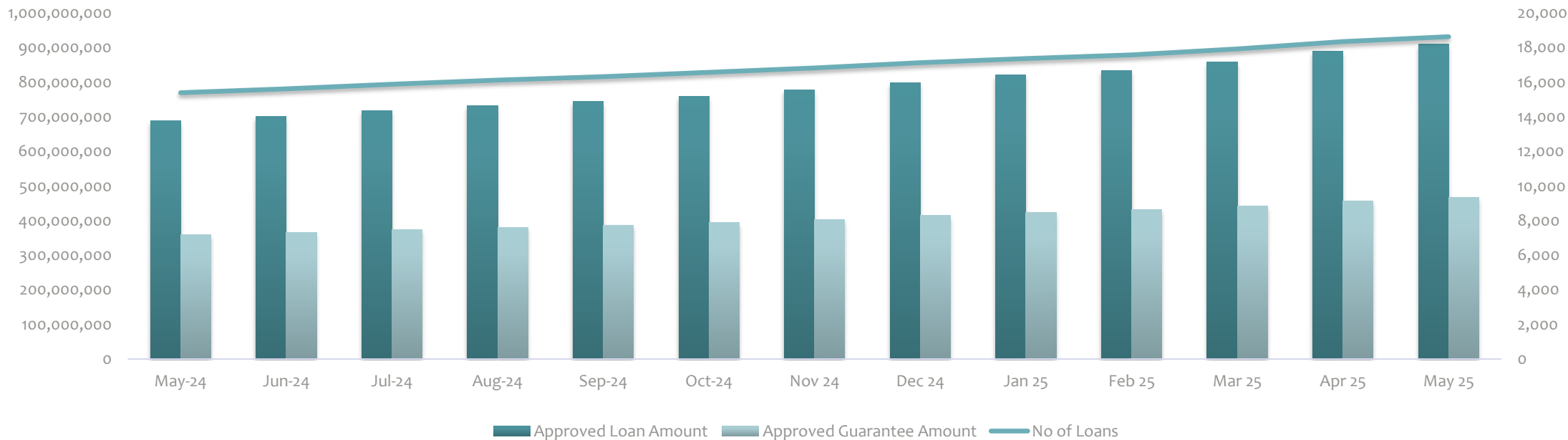
LOAN STATISTICS



FONDI KOSOVAR PËR GARANCI KREDITORE
KOSOVSKI FOND ZA KREDITNO JEMSTVO
KOSOVO CREDIT GUARANTEE FUND

	Feb 25	Mar 25	Apr 25	May 25
Approved Loan Amount	834,566,633	858,061,533	888,681,783	909,701,183
Total Outstanding Loans	279,567,822	291,565,983	309,121,258	319,515,273
Approved Guarantee Amount	431,261,586	443,130,406	457,813,241	468,036,826
Total Outstanding Guarantees	139,929,439	145,858,124	154,434,763	159,183,919
No of Loans	17,579	17,921	18,348	18,633
No of Active Loans	7,091	7,252	7,446	7,558

APPROVED LOANS

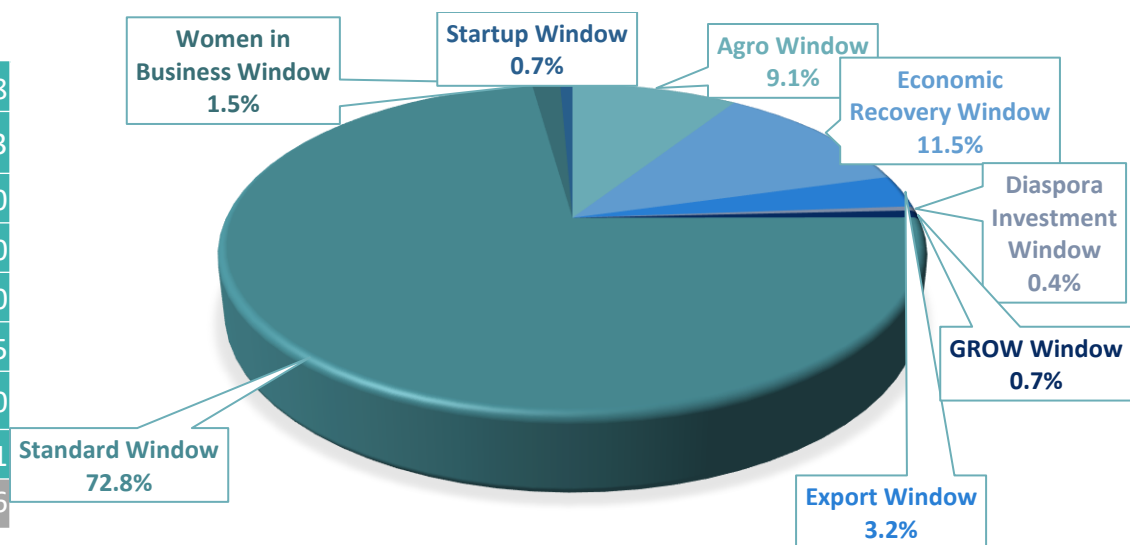


GUARANTEED LOAN PER WINDOW



FONDI KOSOVAR PËR GARANCI KREDITORE
KOSOVSKI FOND ZA KREDITNO JEMSTVO
KOSOVO CREDIT GUARANTEE FUND

Windows	Disbursed Loans	Approved Amount	Approved Guarantee amount
Agro Window	2,356	83,082,857	41,320,168
Economic Recovery Window	1,980	104,721,105	74,291,323
Export Window	200	29,011,800	13,868,650
Diaspora Investment Window	22	3,804,000	2,846,000
GROW Window	22	6,425,800	3,212,900
Standard Window	13,437	662,512,320	320,518,405
Women in Business Window	389	13,982,500	7,431,770
Startup Window	227	6,160,801	4,547,611
Total	18,633	909,701,183	468,036,826



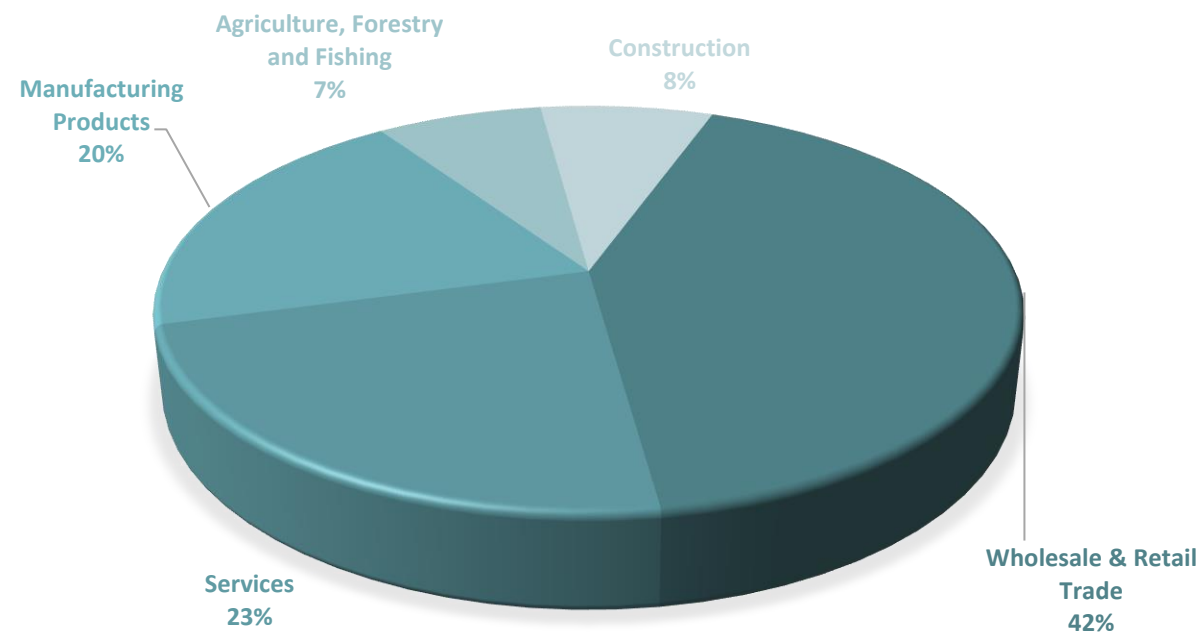
LOANS BY SECTOR



FONDI KOSOVAR PËR GARANCI KREDITORE
KOSOVSKI FOND ZA KREDITNO JEMSTVO
KOSOVO CREDIT GUARANTEE FUND

Main Sectors	No of Loans	Approved Amount	Guarantee Amount	No Of Employees	Proj. Employees*	Projected new employment
Wholesale & Retail Trade	7,153	384,122,529	195,293,908	42,621	53,930	11,309
Services	4,672	209,525,033	108,260,192	38,036	47,264	9,228
Manufacturing Products	3,033	178,679,917	93,891,751	26,173	32,400	6,227
Construction	2,278	67,255,157	34,983,073	5,300	7,936	2,636
Agriculture, Forestry and Fishing	1,497	70,118,547	35,607,904	13,657	17,056	3,399
Total	18,633	909,701,183	468,036,826	125,787	158,586	32,799

* This is an estimation reported by the beneficiaries



LOAN PURPOSE



FONDI KOSOVAR PËR GARANCI KREDITORE
KOSOVSKI FOND ZA KREDITNO JEMSTVO
KOSOVO CREDIT GUARANTEE FUND

Purpose of the Loans	Number of Loans	Approved Amount	Guarantee Amount
Construction/Renovation/Land	2,757	142,200,906	72,662,854
Equipment	4,875	228,111,110	117,693,452
Working Capital	9,173	469,387,317	243,414,971
Other	1,828	70,001,850	34,265,550
Total	18,633	909,701,183	468,036,826

