

Portfolio Development



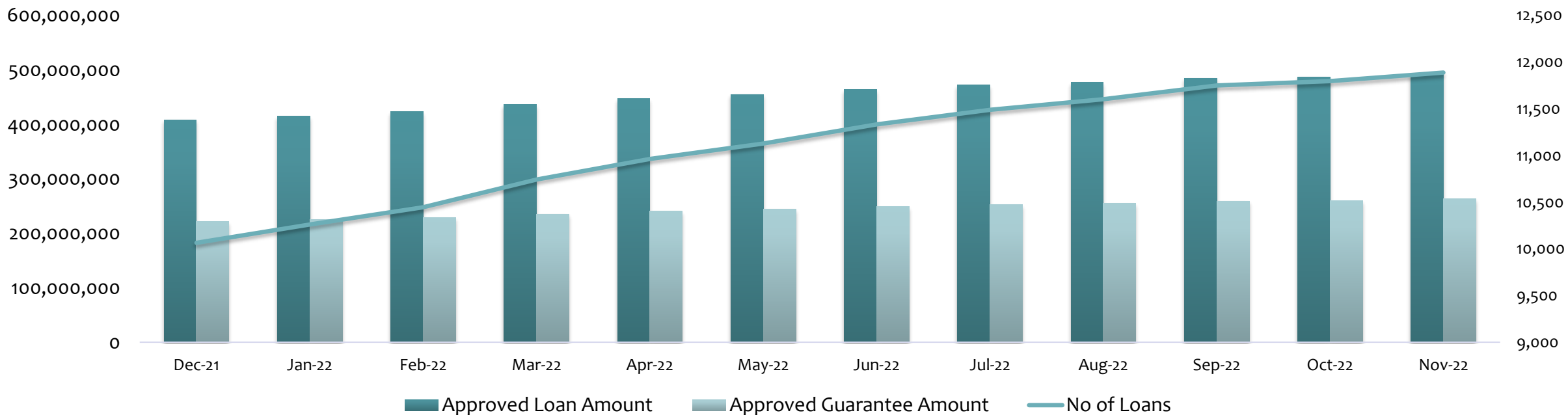
LOAN STATISTICS



FONDI KOSOVAR PËR GARANCI KREDITORE
KOSOVSKI FOND ZA KREDITNO JEMSTVO
KOSOVO CREDIT GUARANTEE FUND

	Aug-22	Sep-22	Oct-22	Nov-22
Approved Loan Amount	476,802,292	484,910,492	487,429,424	493,202,524
Total Outstanding Loans	218,103,360	219,311,386	212,948,271	209,279,572
Approved Guarantee Amount	255,034,488	259,019,138	260,250,204	263,130,404
Total Outstanding Guarantees	122,255,600	122,351,848	118,645,173	116,242,607
No of Loans	11,602	11,751	11,796	11,888
No of Active Loans	6,925	6,927	6,990	6,896

APPROVED LOANS

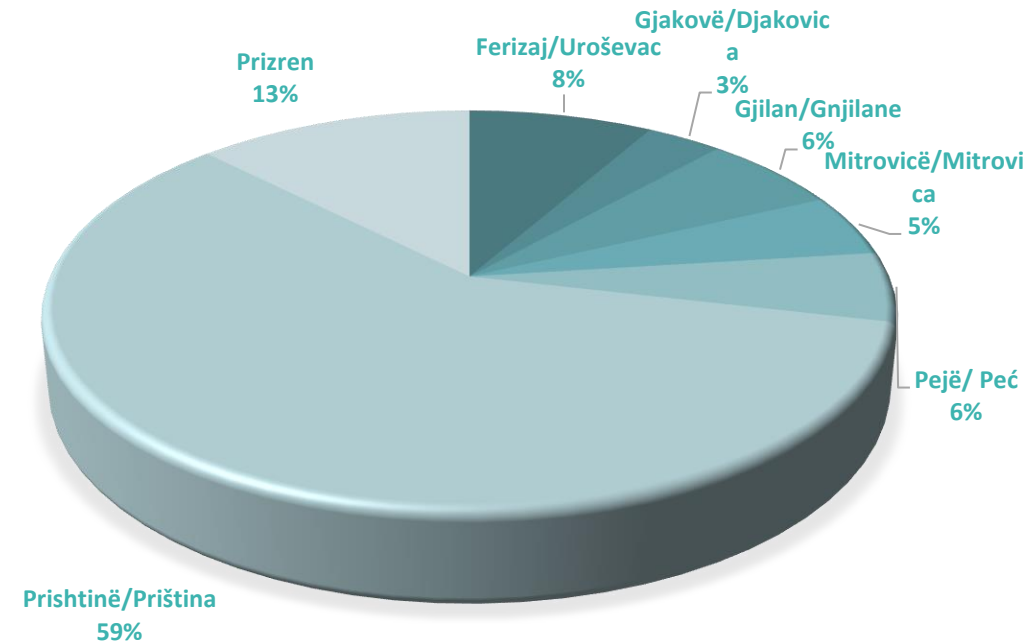


LOAN DISTRIBUTION BY REGION



FONDI KOSOVAR PËR GARANCI KREDITORE
KOSOVSKI FOND ZA KREDITNO JEMSTVO
KOSOVO CREDIT GUARANTEE FUND

Main Regions	No of Loans	Approved Amount	Guarantee Amount
Ferizaj/Uroševac	1,052	40,775,500	21,271,410
Gjakovë/Djakovica	479	16,820,000	8,850,490
Gjilan/Gnjilane	752	31,111,150	16,593,115
Mitrovicë/Mitrovica	627	24,844,100	12,246,850
Pejë/ Peć	695	27,678,400	14,390,435
Prishtinë/Priština	6,843	290,610,883	157,531,792
Prizren	1,440	61,362,492	32,246,312
Total	11,888	493,202,524	263,130,404



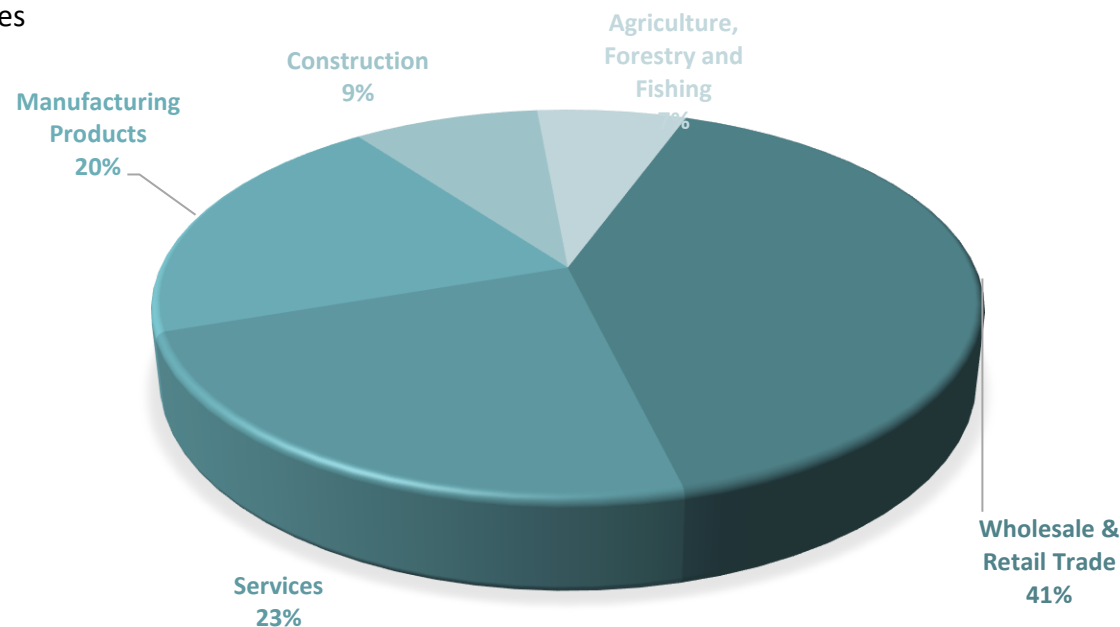
LOANS BY SECTOR



FONDI KOSOVAR PËR GARANCI KREDITORE
KOSOVSKI FOND ZA KREDITNO JEMSTVO
KOSOVO CREDIT GUARANTEE FUND

Main Sectors	No of Loans	Approved Amount	Guarantee Amount	No Of Employees	Proj. Employees*	Projected new employment
Wholesale & Retail Trade	4,583	200,551,111	106,340,459	21,822	28,490	6,668
Services	3,187	115,872,253	61,674,417	21,667	27,251	5,584
Manufacturing Products	2,049	99,458,516	55,136,490	14,200	18,135	3,935
Agriculture, Forestry and Fishing	1,019	42,842,145	21,947,403	8,673	10,801	2,128
Construction	1,050	34,478,500	18,031,636	2,572	3,900	1,328
Total	11,888	493,202,524	263,130,404	68,934	88,577	19,643

* This is an estimation reported by the beneficiaries



LOAN PURPOSE



FONDI KOSOVAR PËR GARANCI KREDITORE
KOSOVSKI FOND ZA KREDITNO JEMSTVO
KOSOVO CREDIT GUARANTEE FUND

Purpose of the Loans	Number of Loans	Approved Amount	Guarantee Amount
Construction,Renovation or Land	1,761	80,702,518	42,556,625
Equipment	2,971	122,320,774	65,330,758
Working Capital	5,382	225,455,583	123,274,671
Other	1,774	64,723,650	31,968,350
Total	11,888	493,202,524	263,130,404

