

Portfolio Development



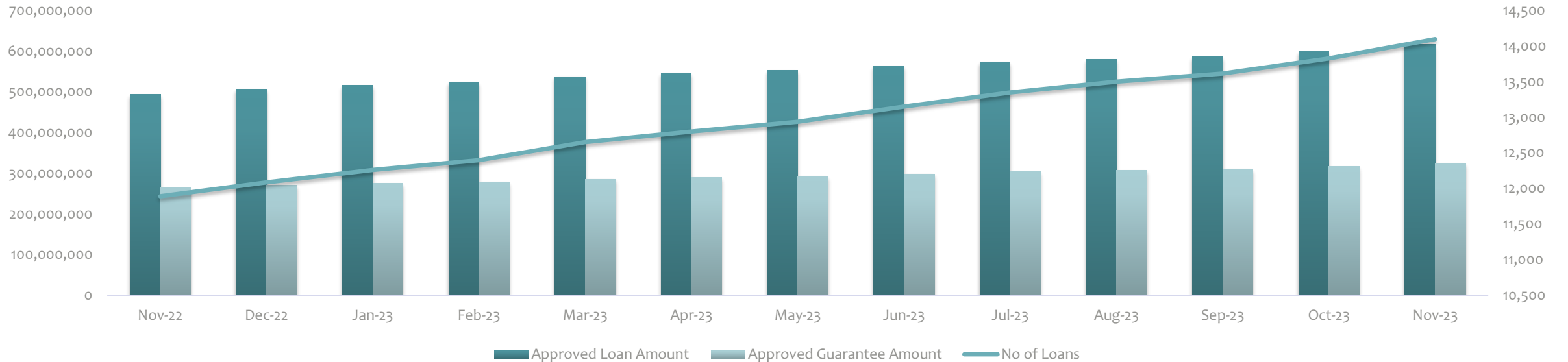
LOAN STATISTICS



FONDI KOSOVAR PËR GARANCI KREDITORE
KOSOVSKI FOND ZA KREDITNO JEMSTVO
KOSOVO CREDIT GUARANTEE FUND

	Aug-23	Sep-23	Oct-23	Nov-23
Approved Loan Amount	580,301,561	586,122,361	599,077,661	615,688,711
Total Outstanding Loans	213,282,648	210,135,699	214,021,798	220,896,164
Approved Guarantee Amount	306,356,602	309,215,302	315,736,582	324,065,647
Total Outstanding Guarantees	114,143,707	112,103,642	113,683,283	116,781,657
No of Loans	13,497	13,613	13,825	14,096
No of Active Loans	7,019	6,947	6,983	7,078

APPROVED LOANS



GUARANTEED LOAN PER WINDOW

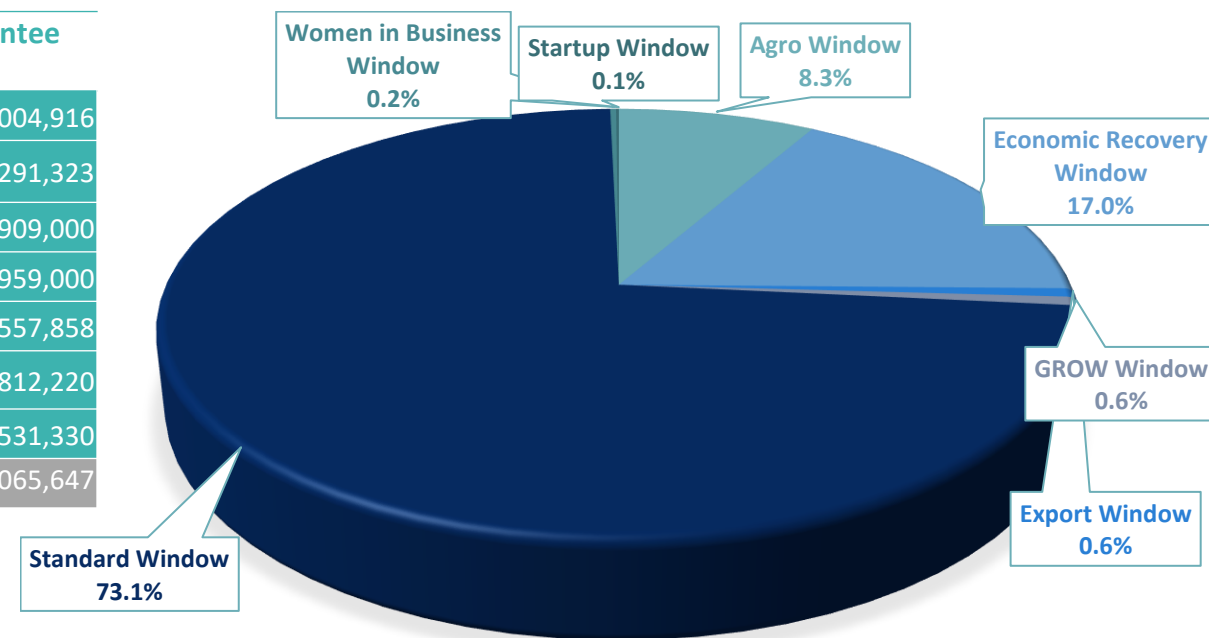


FONDI KOSOVAR PËR GARANCI KREDITORE
KOSOVSKI FOND ZA KREDITNO JEMSTVO
KOSOVO CREDIT GUARANTEE FUND

Windows	Disbursed Loans	Approved Amount	Approved Guarantee amount
Agro Window	1,397	50,869,950	25,004,916
Economic Recovery Window	1,980	104,721,105	74,291,323
Export Window*	33	3,957,000	1,909,000
GROW Window	7	3,918,000	1,959,000
Standard Window	10,592	450,001,756	219,557,858
Women in Business Window***	63	1,522,800	812,220
Startup Window***	24	698,100	531,330
Total	14,096	615,688,711	324,065,647

* Launched on December 2022

*** Launched on April 2023



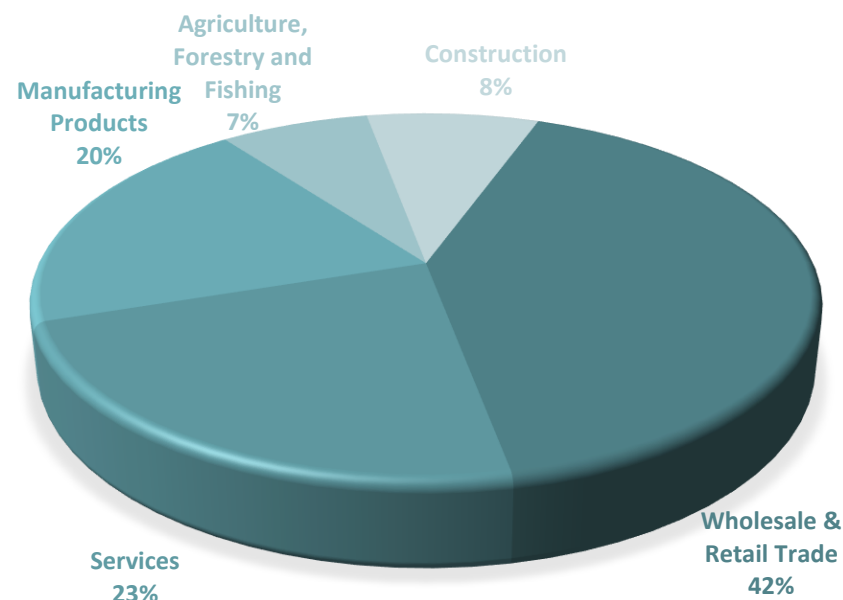
LOANS BY SECTOR



FONDI KOSOVAR PËR GARANCI KREDITORE
KOSOVSKI FOND ZA KREDITNO JEMSTVO
KOSOVO CREDIT GUARANTEE FUND

Main Sectors	No of Loans	Approved Amount	Guarantee Amount	No Of Employees	Proj. Employees*	Projected new employment
Wholesale & Retail Trade	5,482	257,639,151	134,798,269	28,279	36,386	8,107
Services	3,639	140,215,053	73,705,867	26,378	33,095	6,717
Manufacturing Products	2,366	121,833,716	66,095,140	17,619	22,286	4,667
Construction	1,440	44,935,250	23,395,871	3,573	5,313	1,740
Agriculture, Forestry and Fishing	1,169	51,065,541	26,070,501	9,900	12,408	2,508
Total	14,096	615,688,711	324,065,647	85,749	109,488	23,739

* This is an estimation reported by the beneficiaries



LOAN PURPOSE



FONDI KOSOVAR PËR GARANCI KREDITORE
KOSOVSKI FOND ZA KREDITNO JEMSTVO
KOSOVO CREDIT GUARANTEE FUND

Purpose of the Loans	Number of Loans	Approved Amount	Guarantee Amount
Construction/Renovation/Land	2,071	93,297,018	48,913,120
Equipment	3,578	153,751,420	80,904,701
Working Capital	6,658	302,695,423	161,732,777
Other	1,789	65,944,850	32,515,050
Total	14,096	615,688,711	324,065,647

