

Portfolio Development



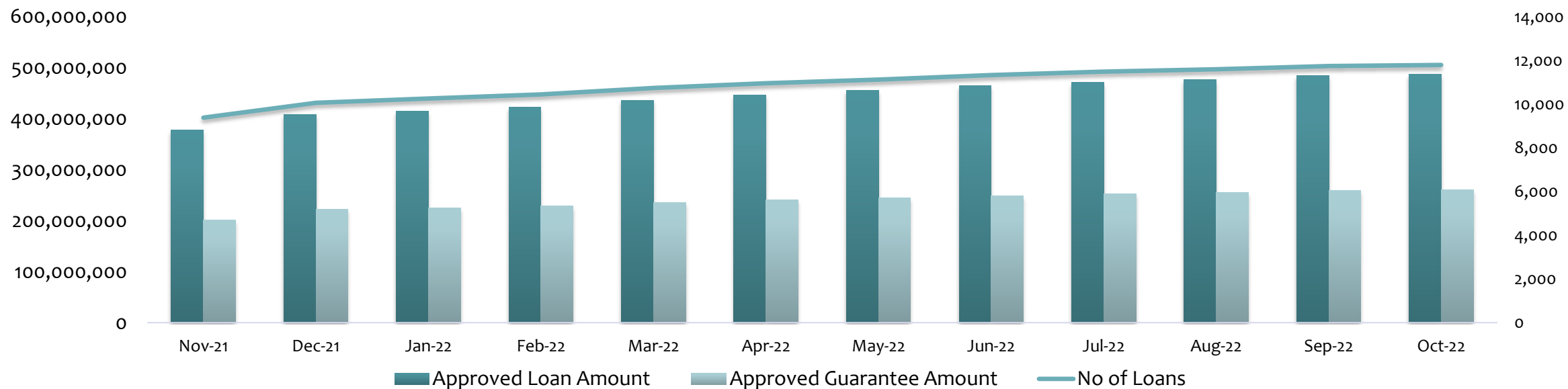
LOAN STATISTICS



FONDI KOSOVAR PËR GARANCI KREDITORE
KOSOVSKI FOND ZA KREDITNO JEMSTVO
KOSOVO CREDIT GUARANTEE FUND

	Jul-22	Aug-22	Sep-22	Oct-22
Approved Loan Amount	471,876,792	476,802,292	484,910,492	487,429,424
Total Outstanding Loans	222,827,107	218,103,360	219,311,386	212,948,271
Approved Guarantee Amount	252,762,238	255,034,488	259,019,138	260,250,204
Total Outstanding Guarantees	125,232,858	122,255,600	122,351,848	118,645,173
No of Loans	11,489	11,602	11,751	11,796
No of Active Loans	7,042	6,925	6,927	6,990

APPROVED LOANS

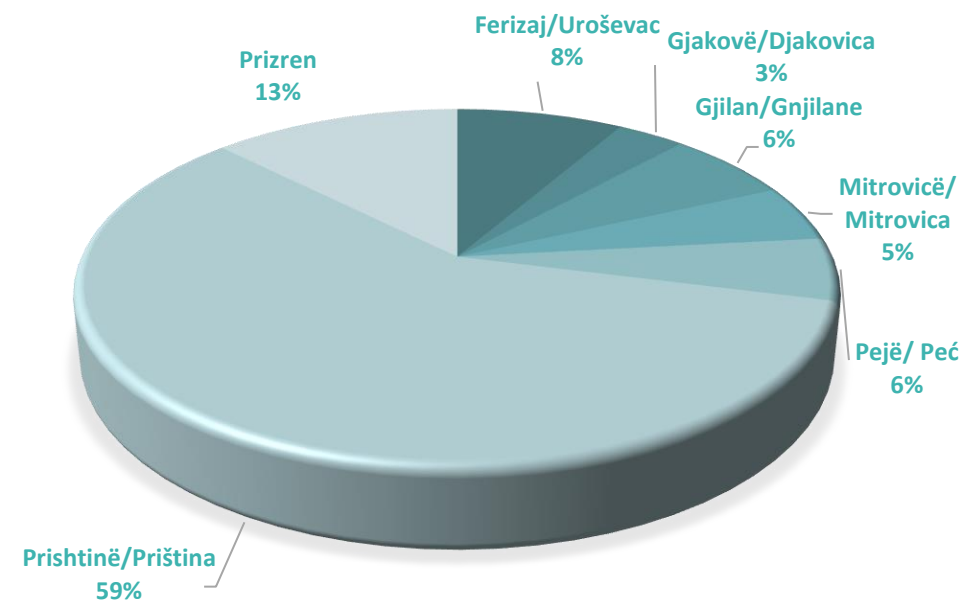


LOAN DISTRIBUTION BY REGION



FONDI KOSOVAR PËR GARANCI KREDITORE
KOSOVSKI FOND ZA KREDITNO JEMSTVO
KOSOVO CREDIT GUARANTEE FUND

Main Regions	No of Loans	Approved Amount	Guarantee Amount
Ferizaj/Uroševac	1,050	40,650,500	21,208,910
Gjakovë/Djakovica	477	16,580,000	8,730,490
Gjilan/Gnjilane	748	30,946,150	16,509,615
Mitrovicë/Mitrovica	626	24,794,100	12,221,850
Pejë/ Peć	693	27,553,400	14,327,935
Prishtinë/Priština	6,775	286,246,883	155,358,142
Prizren	1,427	60,658,392	31,893,262
Total	11,796	487,429,424	260,250,204



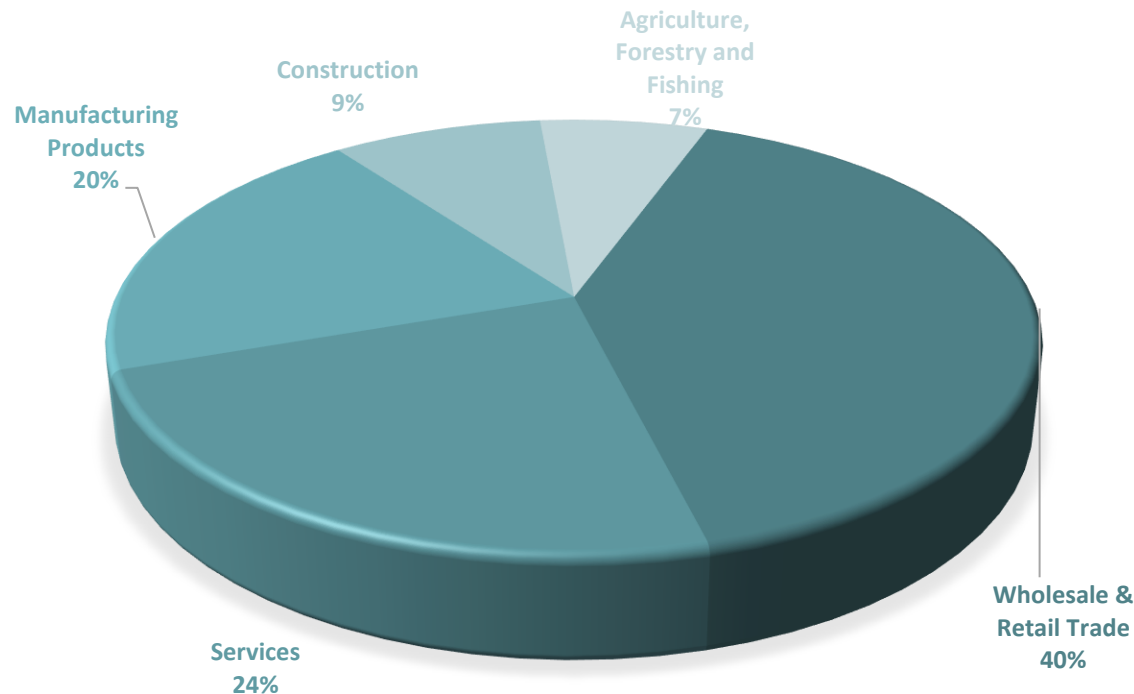
LOANS BY SECTOR



FONDI KOSOVAR PËR GARANCI KREDITORE
KOSOVSKI FOND ZA KREDITNO JEMSTVO
KOSOVO CREDIT GUARANTEE FUND

Main Sectors	No of Loans	Approved Amount	Guarantee Amount	No Of Employees	Proj. Employees*	Projected new employment
Wholesale & Retail Trade	4,550	197,587,111	104,861,459	21,566	28,192	6,626
Services	3,166	114,896,253	61,186,417	21,530	27,075	5,545
Manufacturing Products	2,034	98,472,516	54,651,490	14,111	18,018	3,907
Agriculture, Forestry and Fishing	1,013	42,485,145	21,768,903	8,650	10,765	2,115
Construction	1,033	33,988,400	17,781,936	2,532	3,842	1,310
Total	11,796	487,429,424	260,250,204	68,389	87,892	19,503

* This is an estimation reported by the beneficiaries



LOAN PURPOSE



FONDI KOSOVAR PËR GARANCI KREDITORE
KOSOVSKI FOND ZA KREDITNO JEMSTVO
KOSOVO CREDIT GUARANTEE FUND

Purpose of the Loans	Number of Loans	Approved Amount	Guarantee Amount
Construction, Renovation or Land	1,745	80,182,918	42,299,725
Equipment	2,946	119,770,274	64,063,958
Working Capital	5,332	222,792,583	121,942,171
Other	1,773	64,683,650	31,944,350
Total	11,796	487,429,424	260,250,204

