

Portfolio Development



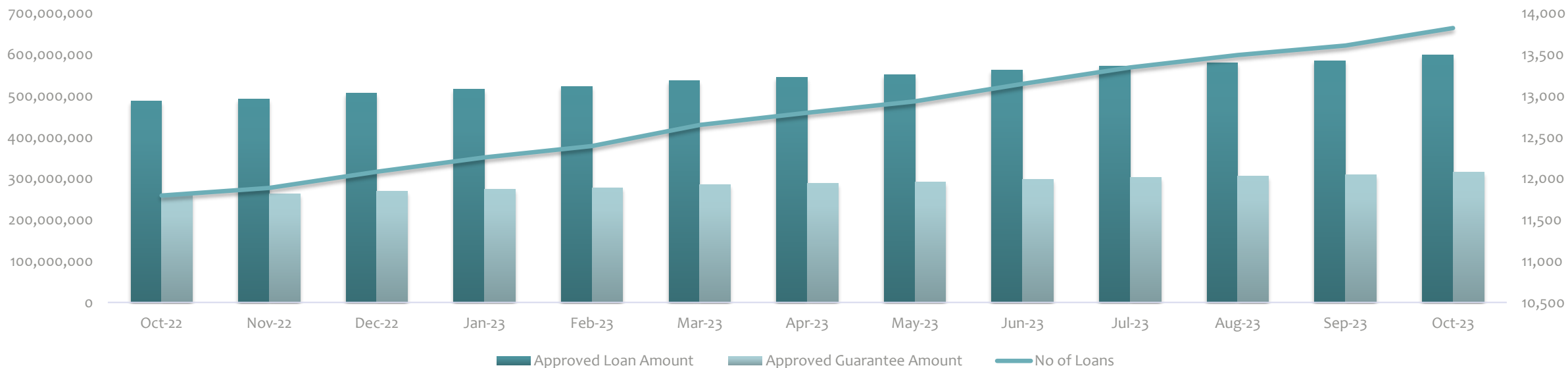
LOAN STATISTICS



FONDI KOSOVAR PËR GARANCI KREDITORE
KOSOVSKI FOND ZA KREDITNO JEMSTVO
KOSOVO CREDIT GUARANTEE FUND

	Jul-23	Aug-23	Sep-23	Oct-23
Approved Loan Amount	573,057,211	580,301,561	586,122,361	599,077,661
Total Outstanding Loans	215,906,202	213,282,648	210,135,699	214,021,798
Approved Guarantee Amount	302,803,627	306,356,602	309,215,302	315,736,582
Total Outstanding Guarantees	115,963,644	114,143,707	112,103,642	113,683,283
No of Loans	13,347	13,497	13,613	13,825
No of Active Loans	7,031	7,019	6,947	6,983

Approved Loans



GUARANTEED LOAN PER WINDOW



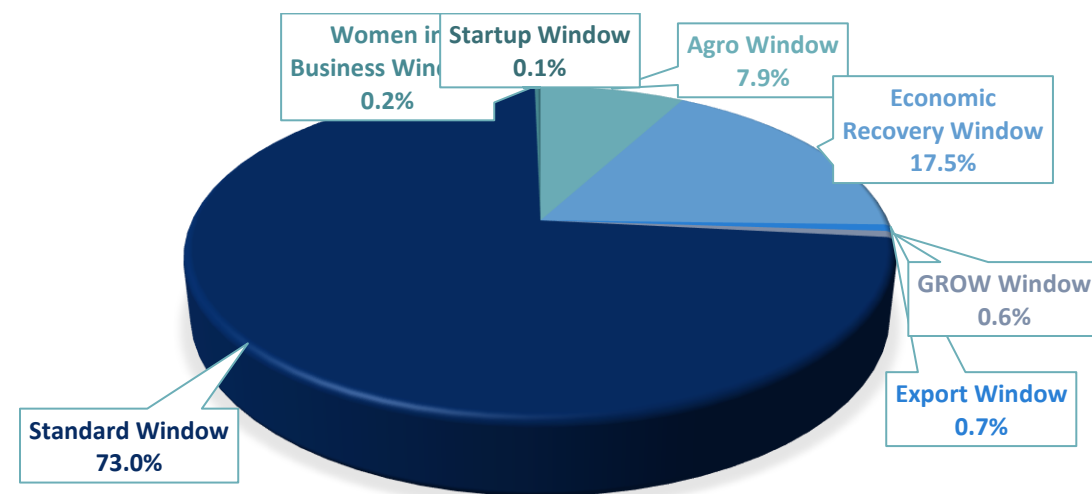
FONDI KOSOVAR PËR GARANCI KREDITORE
KOSOVSKI FOND ZA KREDITNO JEMSTVO
KOSOVO CREDIT GUARANTEE FUND

Windows	Disbursed Loans	Approved Amount	Approved Guarantee amount
Agro Window	1,335	47,445,750	23,259,356
Economic Recovery Window	1,980	104,721,105	74,291,323
Export Window*	31	3,907,000	1,881,500
GROW Window**	6	3,618,000	1,809,000
Standard Window	10,401	437,490,506	213,324,033
Women in Business Window***	50	1,191,800	635,720
Startup Window***	22	703,500	535,650
Total	13,825	599,077,661	315,736,582

* Launched on December 2022

** Piloted with one RFI

*** Launched on April 2023



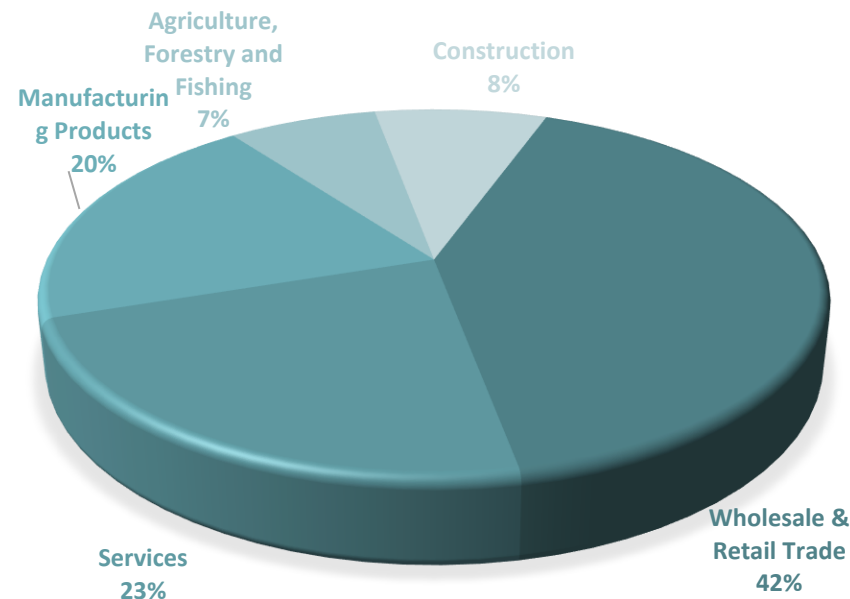
LOANS BY SECTOR



FONDI KOSOVAR PËR GARANCI KREDITORE
KOSOVSKI FOND ZA KREDITNO JEMSTVO
KOSOVO CREDIT GUARANTEE FUND

Main Sectors	No of Loans	Approved Amount	Guarantee Amount	No Of Employees	Proj. Employees*	Projected new employment
Wholesale & Retail Trade	5,361	249,807,901	130,896,844	27,646	35,598	7,952
Services	3,582	136,917,453	72,053,787	17,259	21,874	4,615
Manufacturing Products	2,336	118,107,716	64,228,140	9,796	12,271	2,475
Construction	1,390	43,909,050	22,846,811	3,437	5,132	1,695
Agriculture, Forestry and Fishing	1,156	50,335,541	25,711,001	25,929	32,563	6,634
Total	13,825	599,077,661	315,736,582	84,067	107,438	23,371

* This is an estimation reported by the beneficiaries



LOAN PURPOSE



FONDI KOSOVAR PËR GARANCI KREDITORE
KOSOVSKI FOND ZA KREDITNO JEMSTVO
KOSOVO CREDIT GUARANTEE FUND

Purpose of the Loans	Number of Loans	Approved Amount	Guarantee Amount
Construction/Renovation/Land	2,025	91,067,418	47,792,610
Equipment	3,506	149,805,070	78,911,096
Working Capital	6,507	292,410,323	156,597,827
Other	1,787	65,794,850	32,435,050
Total	13,825	599,077,661	315,736,582

