



FONDI KOSOVAR PËR GARANCI KREDITORE  
KOSOVSKI FOND ZA KREDITNO JEMSTVO  
KOSOVO CREDIT GUARANTEE FUND

# PORTFOLIO DEVELOPMENT

## MONTHLY REPORT

### SEPTEMBER 2025

# Table of Content



FONDI KOSOVAR PËR GARANCI KREDITORE  
KOSOVSKI FOND ZA KREDITNO JEMSTVO  
KOSOVO CREDIT GUARANTEE FUND

Key Performance Indicators

Risk Indicators

Guaranteed Loans per Window

Loans by Sector

Loan Purpose

Enterprise Size

Agro Window

Export Window

Diaspora Investment Window

GROW Window

Standard Window

Women in Business Window

Start - Up Window

Age Group	Number of People
18-24	10
25-34	15
35-44	12

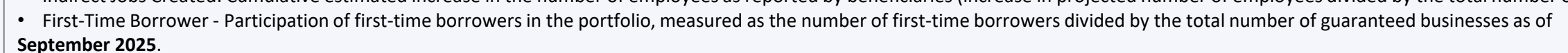
## 6 days

2

Active Loans **7,804**

3

 **First Time Borrower** **27%**



# Risk Indicators

1.94%



**NPL**

(-0.01pp from last month)

**(Non-Performing Loans):**  
Ratio of non-performing loans classified as “doubtful” and “loss” to the outstanding guaranteed.

1.57%



**DELINQUENCY**

(+0.2 pp from last month)

**Delinquency:** The ratio of loans classified as “watch” and “substandard” or with 30–90 days overdue to the outstanding guaranteed.

€4,185,926

cumulative



**CLAIM AMOUNT**

(+ €88k new this month)

**Claim Amount:** Amount that the Partner Financial Institution requests from KCGF for a guaranteed loan that has not been repaid.

€442,994

cumulative



**RECOVERIES**

(+ €1.5k new this month )

**Recovery Amount:** The amount that KCGF receives from the Partner Financial Institutions after it has paid the claim amount.

# Guaranteed Loans per Window

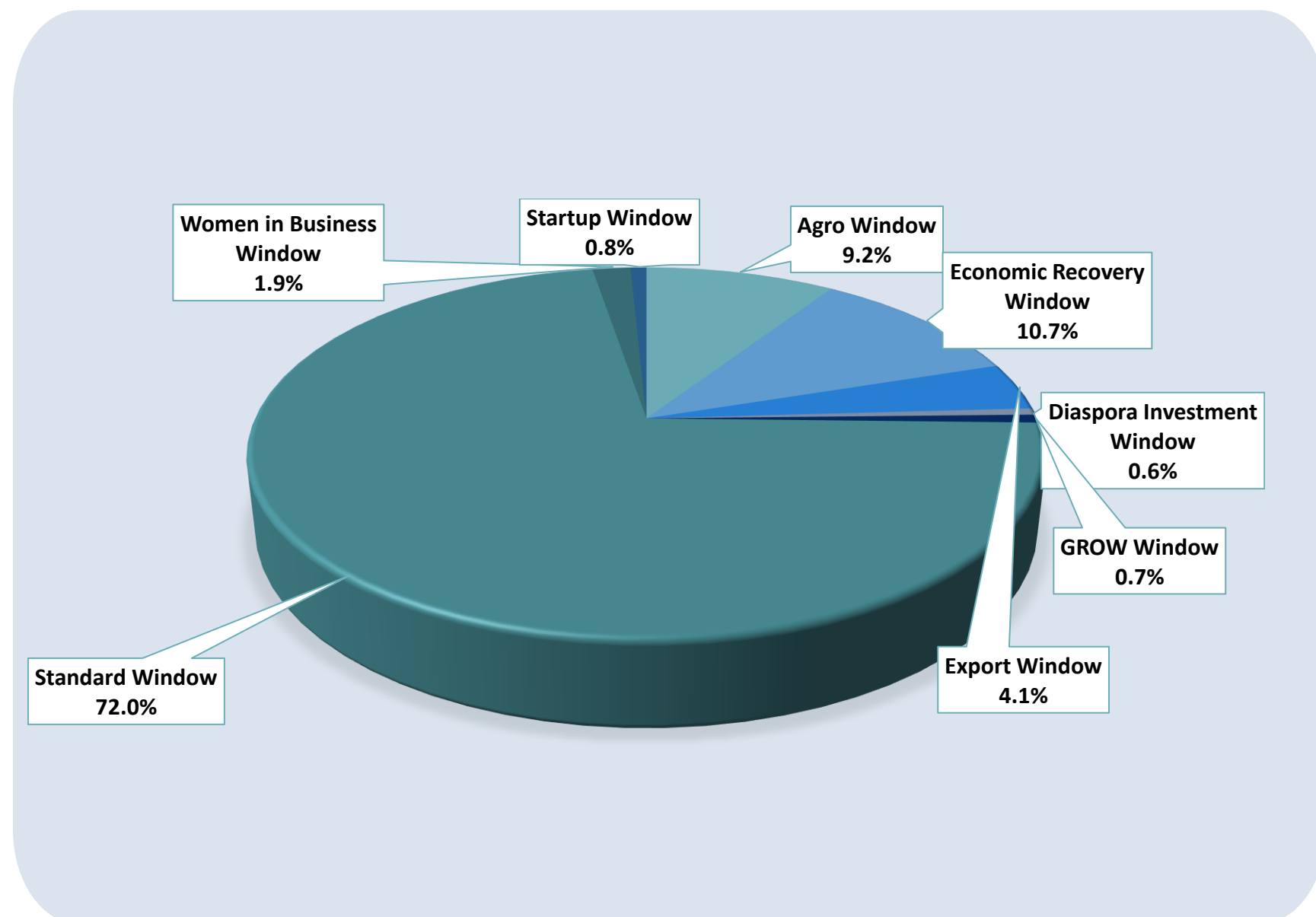
*Windows	Number of businesses	Approved Amount	Guarantee Amount
Agro Window	1,738	89,793,617	44,802,152
**Economic Recovery Window	1,236	104,721,105	74,291,323
Export Window	82	40,328,800	19,527,150
Diaspora Investment Window	22	5,554,000	4,106,000
GROW Window	17	6,862,159	3,418,080
***Standard Window	8,617	701,855,760	339,933,125
Women in Business Window	318	18,042,400	9,697,900
Startup Window	244	7,505,801	5,570,711
<b>Total</b>	<b>12,274</b>	<b>974,663,642</b>	<b>501,346,440</b>

Amount in euros

\*Window - presents various credit guarantee products and services developed by KCGF with special characteristics and for special market segments.

\*\*The Economic Recovery Package was implemented through the creation of guarantee certain sectors affected by the COVID-19 crisis, with the Economic Recovery Window being a temporary instrument available only during 2021.

\*\*\*The Standard Window also includes the Regular Window, which was the first guarantee window launched. Both windows are inclusive in nature and serve all economic permitted activities.



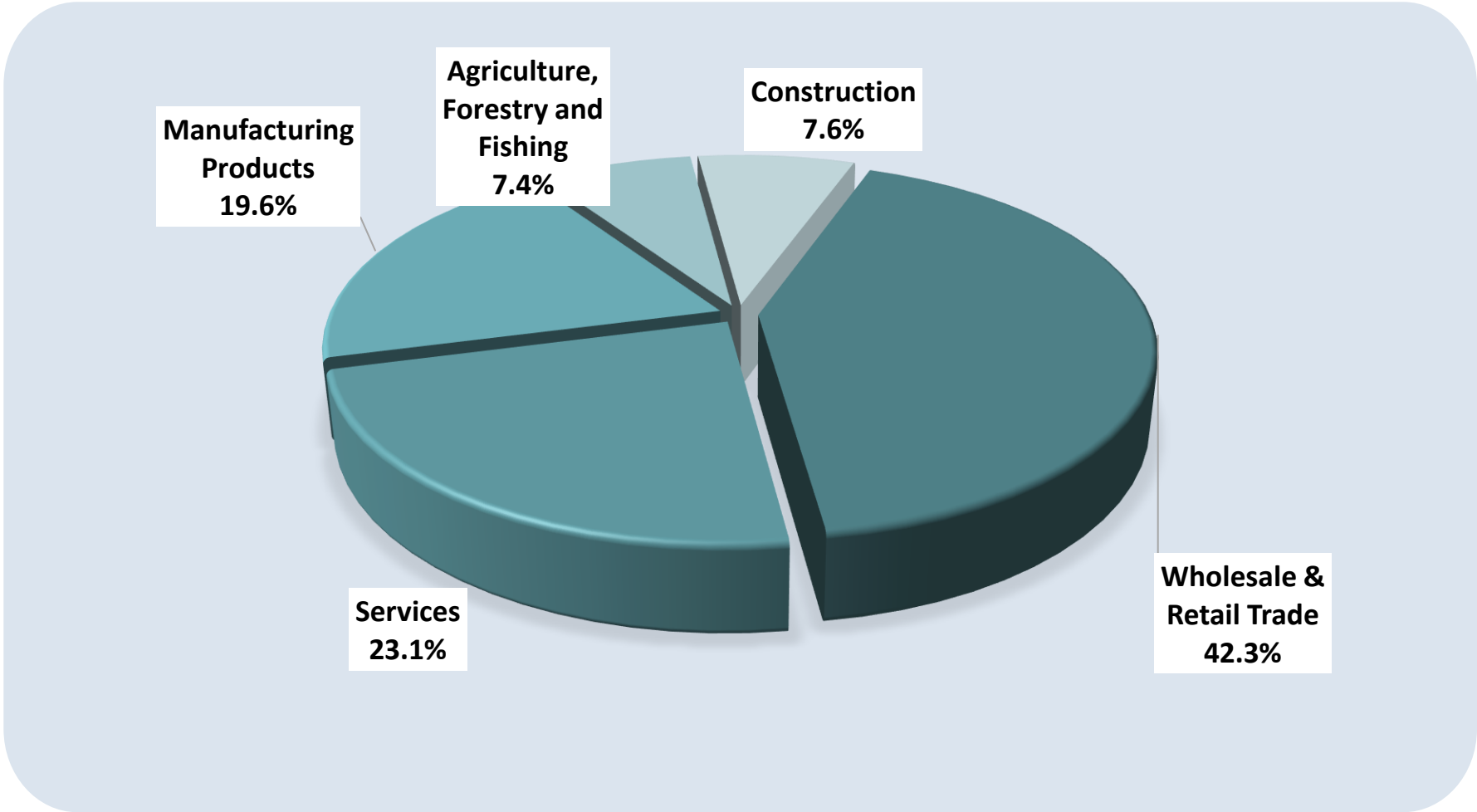
# Loans by Sector



FONDI KOSOVAR PËR GARANCI KREDITORE  
KOSOVSKI FOND ZA KREDITNO JEMSTVO  
KOSOVO CREDIT GUARANTEE FUND

Main Sectors	No of Businesses	Approved Amount	Guarantee Amount
Wholesale & Retail Trade	4,123	412,224,672	209,426,479
Services	3,449	225,286,951	116,520,031
Manufacturing Products	1,924	190,586,555	100,043,269
Agriculture, Forestry and Fishing	1,822	72,342,917	37,663,757
Construction	956	74,222,547	37,692,904
Total	12,274	974,663,642	501,346,440

Amount in euros

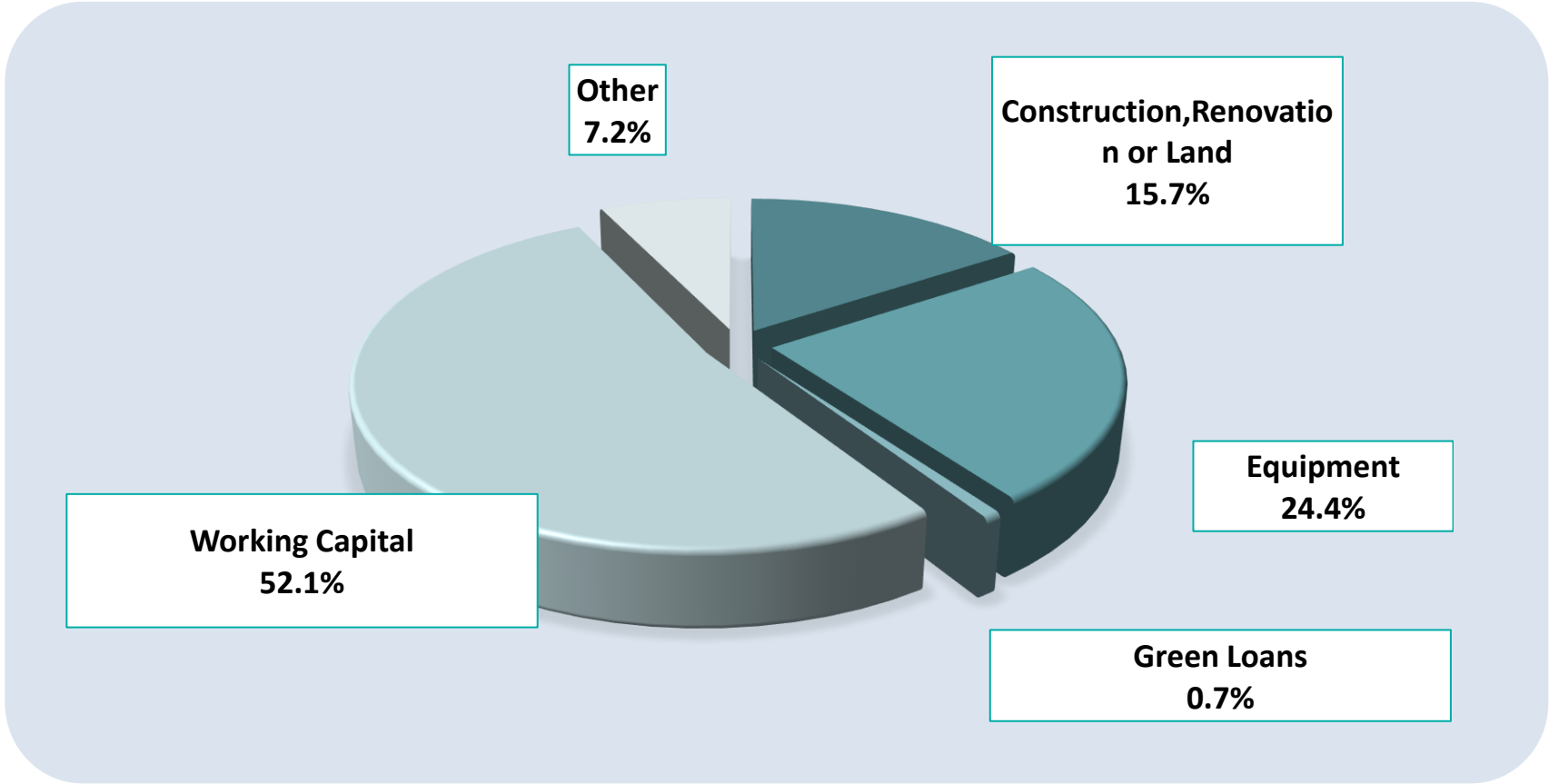


# Loan Purpose

Purpose of the Loans	Number of Businesses	Approved Amount	Guarantee Amount
Construction/Renovation/Land	2,227	152,828,506	78,071,604
Equipment	3,627	237,457,178	123,079,725
Green Loans	17	6,734,926	3,354,463
Working Capital	5,009	507,398,949	262,453,982
*Other	1,394	70,116,850	34,323,050
Total	12,274	974,663,642	501,346,440

Amount in euros

\*Loans identified in the category Others have mixed purposes



# Enterprise Size

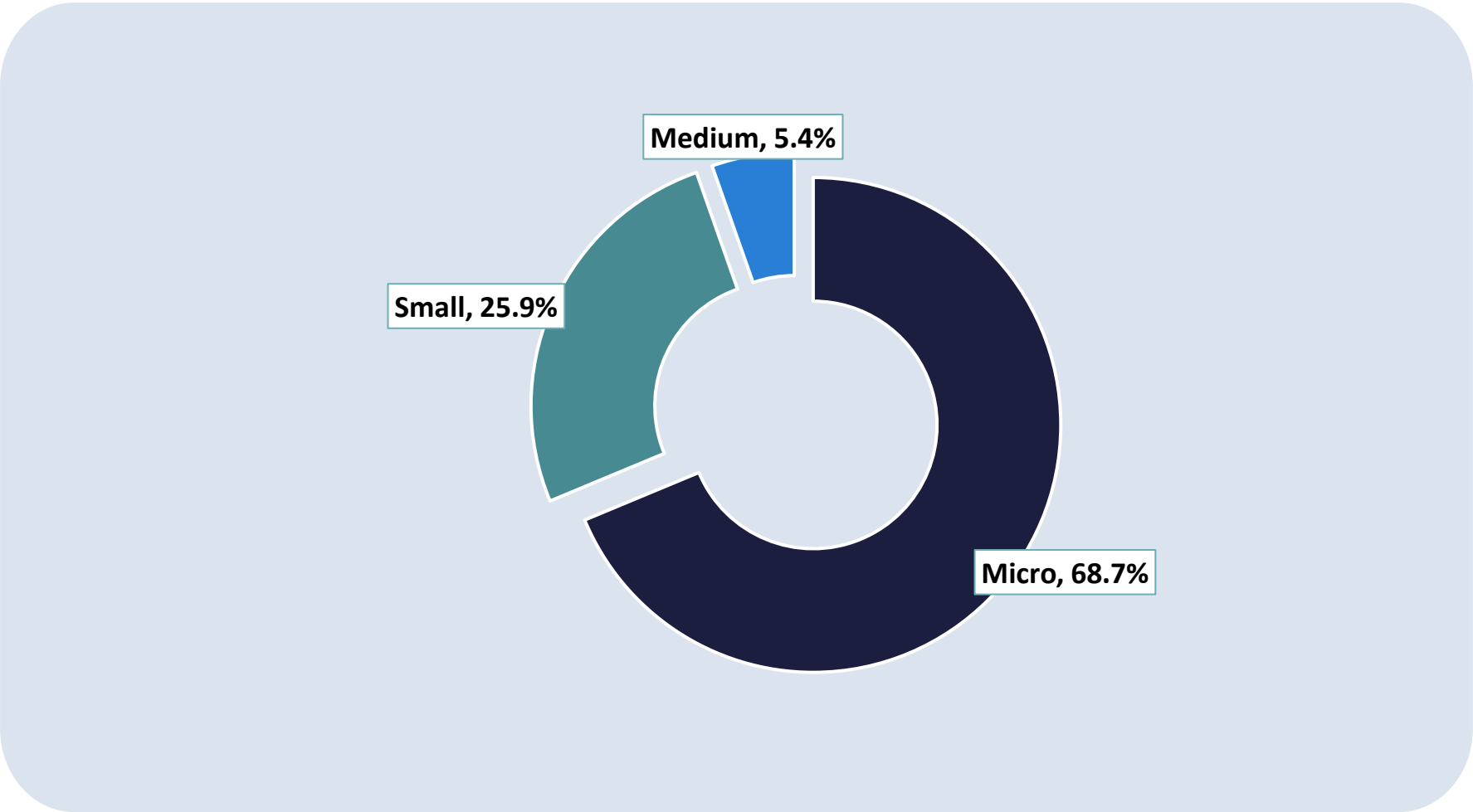


FONDI KOSOVAR PËR GARANCI KREDITORE  
KOSOVSKI FOND ZA KREDITNO JEMSTVO  
KOSOVO CREDIT GUARANTEE FUND

*Enterprise Size Classification	Number of Businesses	Approved Amount	Guarantee Amount
Micro	10,875	669,800,105	344,709,616
Small	1,279	252,363,386	129,629,929
Medium	120	52,500,150	27,006,895
Total	12,274	974,663,642	501,346,440

Amount in euros

\*Micro enterprises up to 9 employees; Small enterprises up to 49 employees; Medium enterprises up to 249 employees.







Loan Amount :  
**€ 89.8M**



Guarantee Amount :  
**€ 44.8M**



Outstanding Guaranteed :  
**€ 18.9M**

No. of businesses :  
**1,738**

Participation (%) of the guaranteed amount by sectors

Agriculture, Forestry and Fishing

66.2%

Wholesale & Retail Trade

21.2%

Manufacturing Products

12.6%

Indirect jobs created  
**3,465**

First time Borrower  
**332**

NPL  
**3.04%**

Claims paid out  
**€ 312K**

# Export Window



Loan Amount :  
**€ 40.3M**



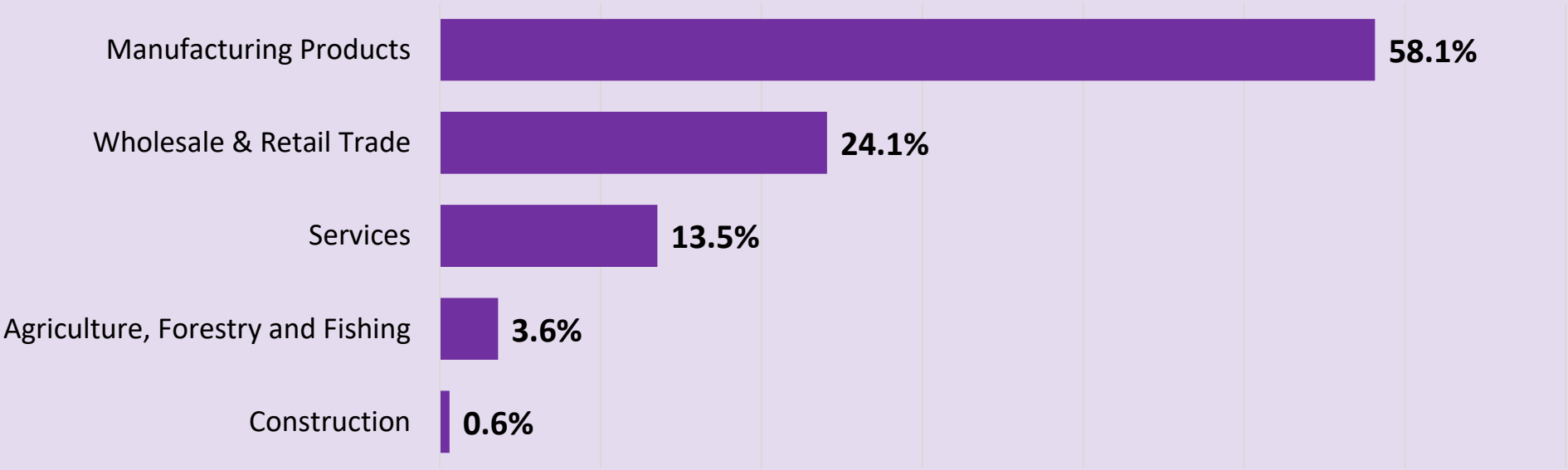
Guarantee Amount :  
**€ 19.5M**



Outstanding Guaranteed :  
**€ 14.1M**

No. of businesses :  
**82**

Participation (%) of the guaranteed amount by sectors



Indirect jobs created  
**805**

First time Borrower  
**14**

NPL  
**0.3%**

# Diaspora Investment Window



Diaspora Investment Window



Loan Amount :

€ 5.6M



Guarantee Amount :

€ 4.1M



Outstanding Guaranteed :

€ 3.8M

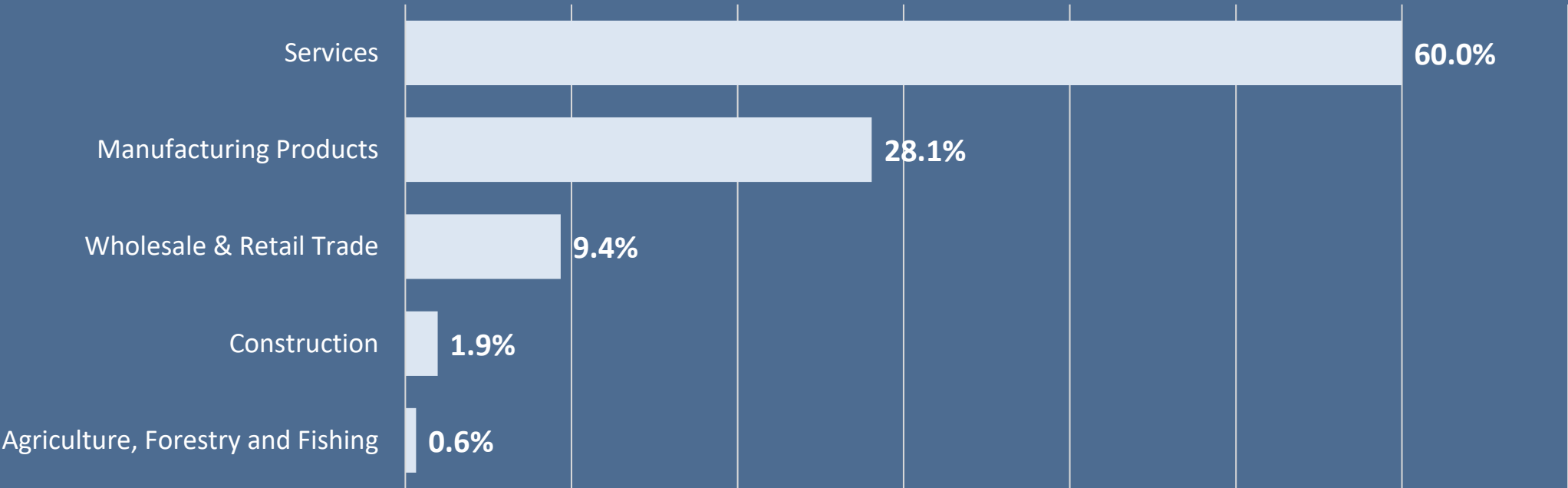
No. of businesses :

22

Indirect jobs created90

First time Borrower17

Participation (%) of the guaranteed amount by sectors



GROW



Loan Amount :  
**€ 6.9M**



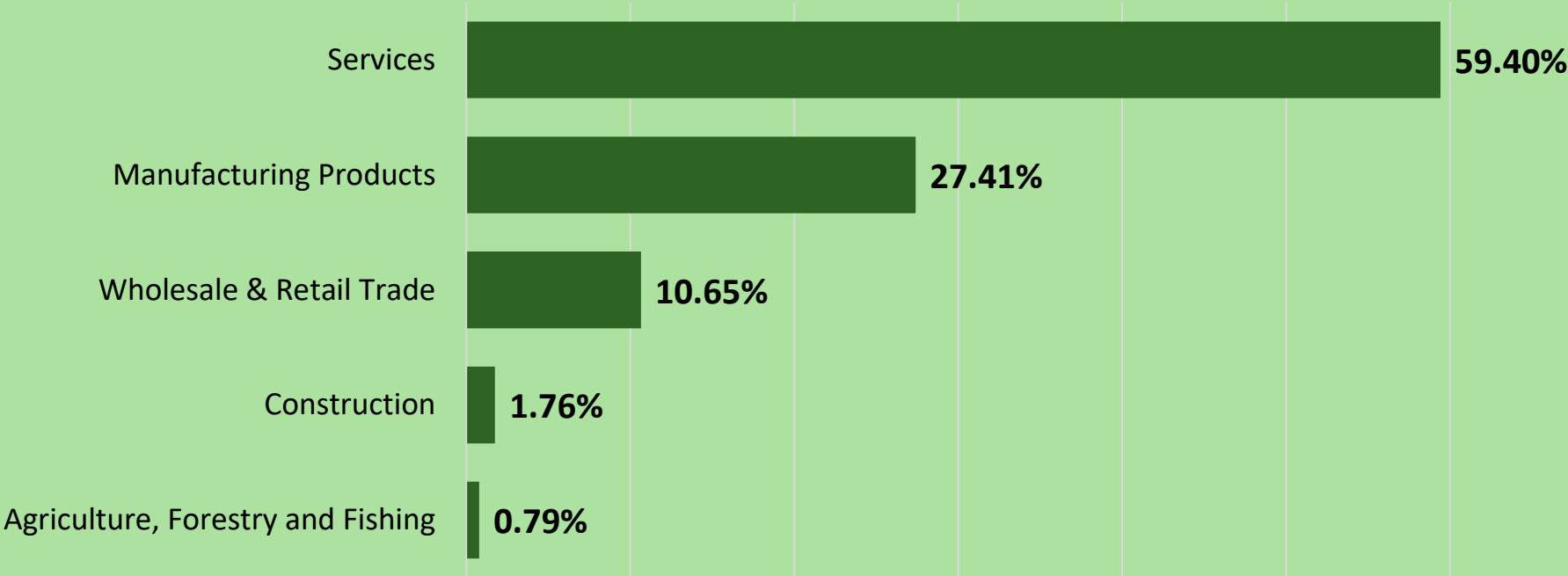
Guarantee Amount :  
**€ 3.4M**



Outstanding Guaranteed :  
**€ 1.9M**

No. of businesses :  
**17**

## Participation (%) of the guaranteed amount by sectors



Indirect jobs created  
**76**

First time Borrower  
**6**



\*Primary Energy Saved  
**7,767 MWh/a or 81%**



\*CO2 Emission  
**5,402 t/a or 95%**

**\*Primary Energy Saved** – Measures the annual reduction in primary energy consumption achieved by projects supported through our green loans. Expressed in megawatt-hours per year (MWh/a).  
**CO<sub>2</sub> Emission Reduction** – Represents the annual reduction in CO<sub>2</sub> emissions achieved by projects financed through our green loans portfolio, expressed in metric tons per year (t/a).

# Standard Window



Loan Amount :  
**€ 701.9M**



Guarantee Amount :  
**€ 339.9M**



Outstanding Guaranteed :  
**€ 110.4M**

No. of businesses :  
**8,617**

Indirect jobs created  
**23.4k**

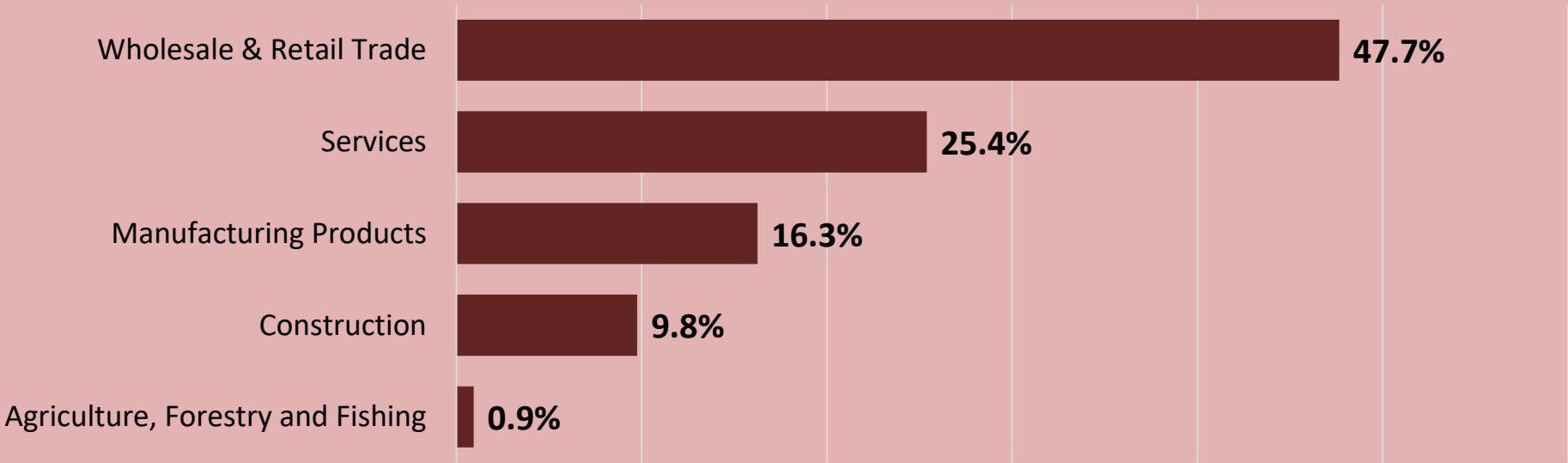
First time Borrower  
**2,352**

NPL

**1.96%**

Claims paid out  
**€ 2.8M**

Participation (%) of the guaranteed amount by sectors



# Women in Business



FONDI KOSOVAR PËR GARANCI KREDITORE  
KOSOVSKI FOND ZA KREDITNO JEMSTVO  
KOSOVO CREDIT GUARANTEE FUND



WOMEN IN  
BUSINESS  
WINDOW



Loan Amount :  
**€ 18.0M**



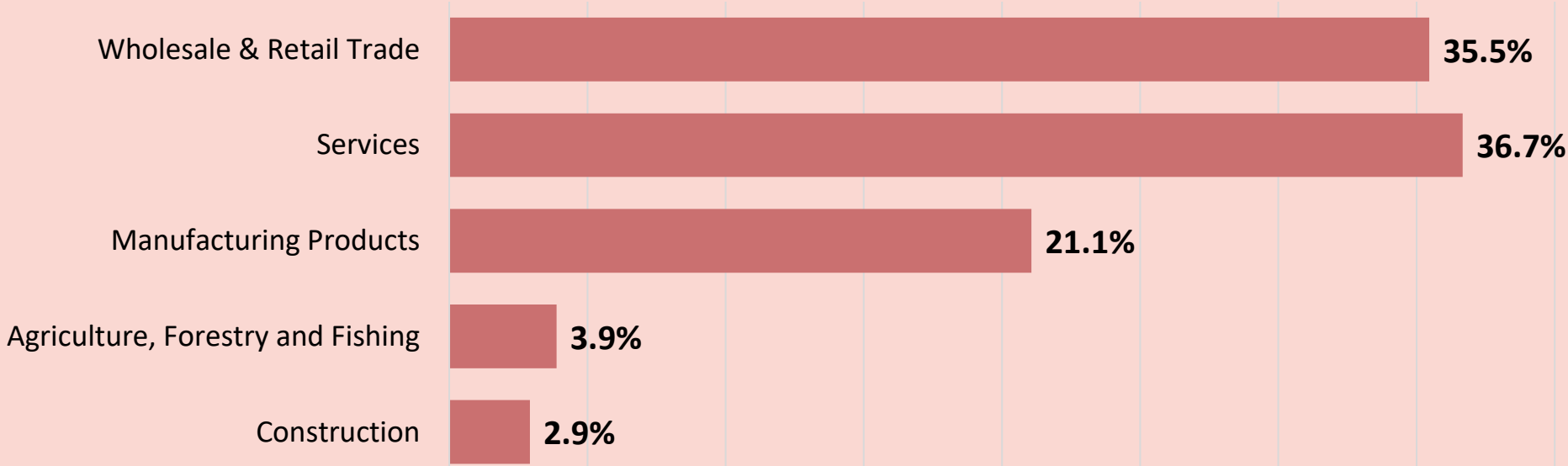
Guarantee Amount :  
**€ 9.7M**



Outstanding Guaranteed :  
**€ 7.4M**

No. of businesses :  
**318**

## Participation (%) of the guaranteed amount by sectors



Indirect jobs created  
**647**

First time Borrower  
**154**

NPL  
**0.6%**

# Start – up Window



FONDI KOSOVAR PËR GARANCI KREDITORE  
KOSOVSKI FOND ZA KREDITNO JEMSTVO  
KOSOVO CREDIT GUARANTEE FUND



START-UP  
WINDOW



Loan Amount :  
**€ 7.5M**



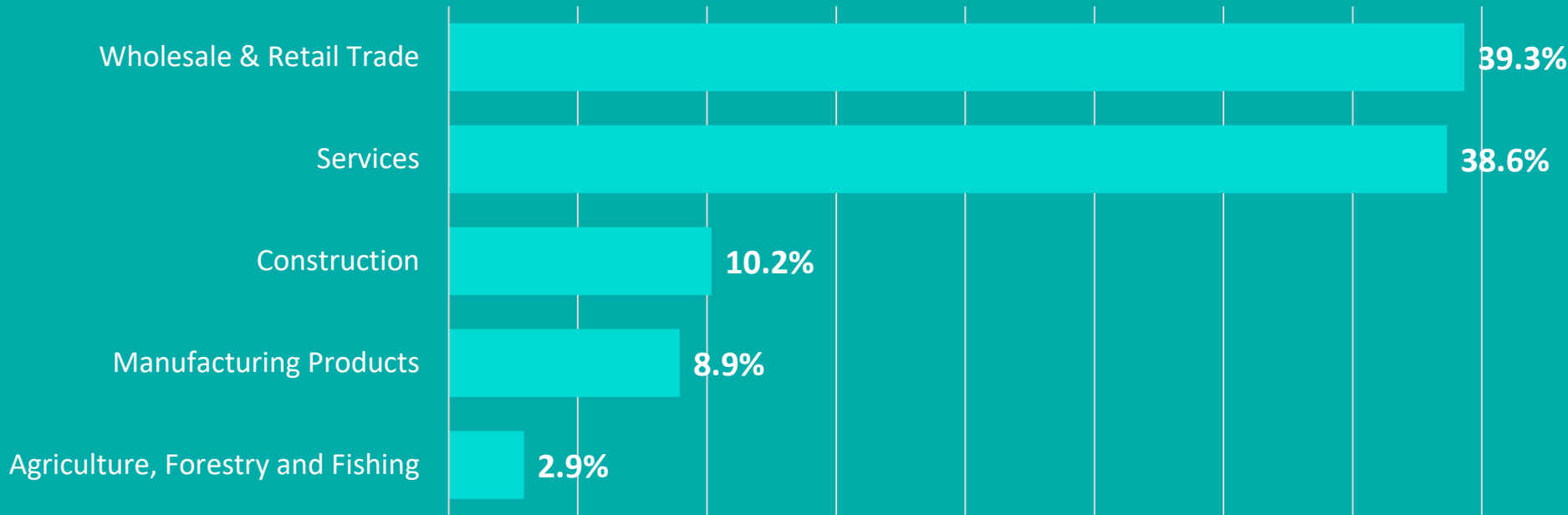
Guarantee Amount :  
**€ 5.6M**



Outstanding Guaranteed :  
**€ 3.4M**

No. of businesses :  
**244**

Participation (%) of the guaranteed amount by sectors



Indirect jobs created  
**421**

First time Borrower  
**189**

NPL  
**1.3%**