

Portfolio Development



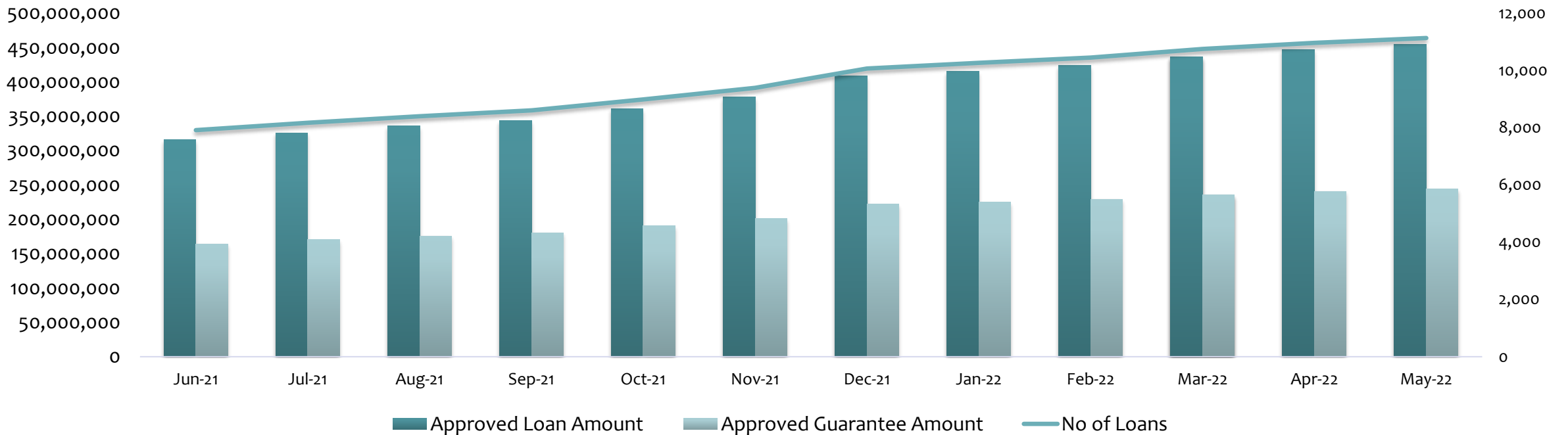
LOAN STATISTICS



FONDI KOSOVAR PËR GARANCI KREDITORE
KOSOVSKI FOND ZA KREDITNO JEMSTVO
KOSOVO CREDIT GUARANTEE FUND

	Feb-22	Mar-22	Apr-22	May-22
Approved Loan Amount	423,375,406	436,639,406	447,168,906	455,078,651
Total Outstanding Loans	215,239,714	219,635,037	221,792,625	222,772,183
Approved Guarantee Amount	229,029,544	235,548,044	240,624,794	244,499,167
Total Outstanding Guarantees	124,462,693	125,977,680	126,459,292	126,360,400
No of Loans	10,447	10,743	10,963	11,129
No of Active Loans	6,787	6,858	6,929	6,977

APPROVED LOANS

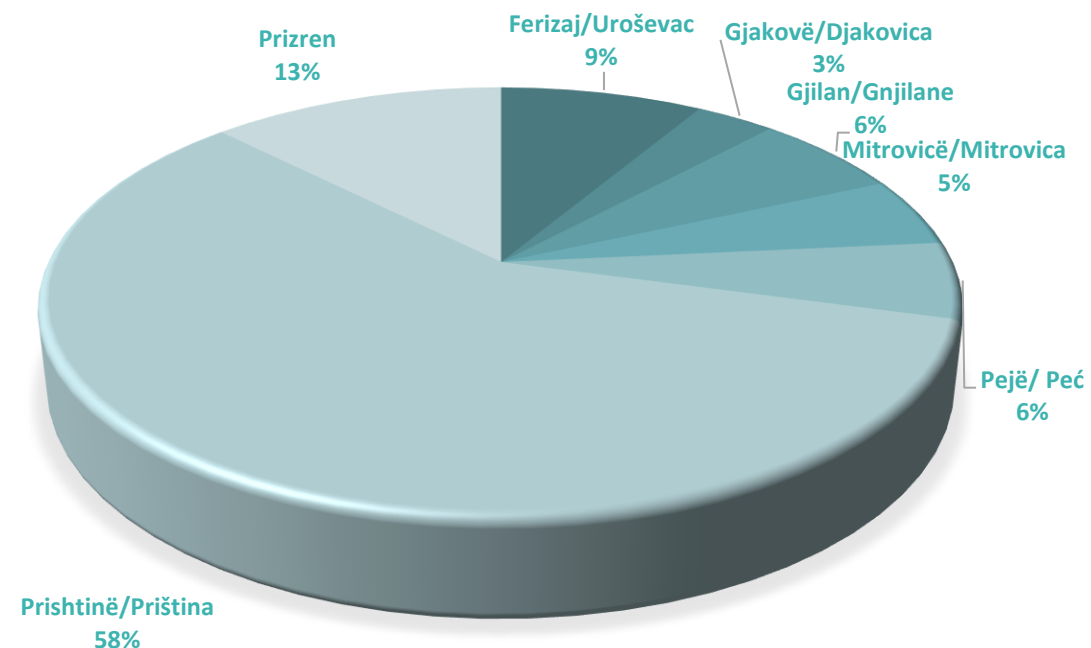


LOAN DISTRIBUTION BY REGION



FONDI KOSOVAR PËR GARANCI KREDITORE
KOSOVSKI FOND ZA KREDITNO JEMSTVO
KOSOVO CREDIT GUARANTEE FUND

Main Regions	No of Loans	Approved Amount	Guarantee Amount
Ferizaj/Uroševac	1,010	38,833,000	20,428,560
Gjakovë/Djakovica	450	15,290,000	8,085,490
Gjilan/Gnjilane	715	29,023,150	15,548,115
Mitrovicë/Mitrovica	603	23,733,100	11,691,350
Pejë/ Peć	656	26,222,800	13,662,635
Prishtinë/Priština	6,367	265,493,751	145,244,026
Prizren	1,328	56,482,850	29,838,991
Total	11,129	455,078,651	244,499,167



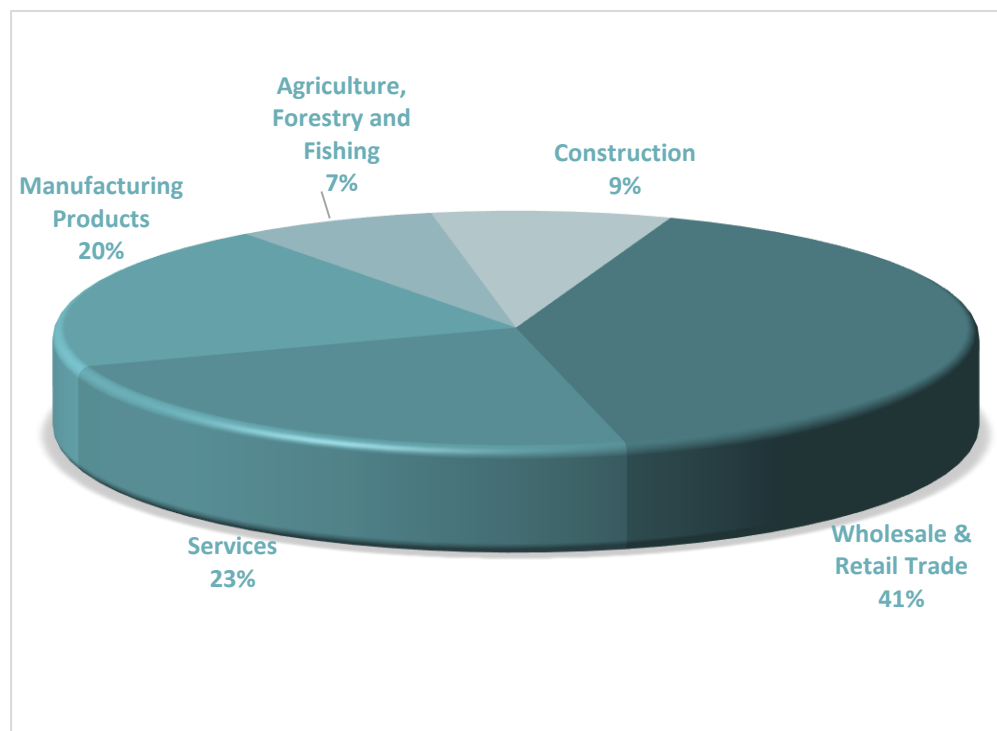
LOANS BY SECTOR



FONDI KOSOVAR PËR GARANCI KREDITORE
KOSOVSKI FOND ZA KREDITNO JEMSTVO
KOSOVO CREDIT GUARANTEE FUND

Main Sectors	No of Loans	Approved Amount	Guarantee Amount	No Of Employees	Proj. Employees*	Projected new employment
Wholesale & Retail Trade	4,303	184,775,511	98,642,859	20,047	26,291	6,244
Services	2,960	106,928,321	57,339,151	19,989	25,140	5,151
Manufacturing Products	1,929	91,682,274	51,299,669	13,170	16,852	3,682
Agriculture, Forestry and Fishing	1,000	32,682,900	17,133,186	2,419	3,669	1,250
Construction	937	39,009,645	20,084,303	8,013	9,958	1,945
Total	11,129	455,078,651	244,499,167	63,638	81,910	18,272

* This is an estimation reported by the beneficiaries



LOAN PURPOSE



FONDI KOSOVAR PËR GARANCI KREDITORE
KOSOVSKI FOND ZA KREDITNO JEMSTVO
KOSOVO CREDIT GUARANTEE FUND

Purpose of the Loans	Number of Loans	Approved Amount	Guarantee Amount
Construction, Renovation or Land	1,663	76,051,986	40,327,759
Equipment	2,742	109,858,374	59,314,758
Working Capital	4,953	204,626,641	112,983,301
Other	1,771	64,541,650	31,873,350
Total	11,129	455,078,651	244,499,167

