



FONDI KOSOVAR PËR GARANCI KREDITORE
KOSOVSKI FOND ZA KREDITNO JEMSTVO
KOSOVO CREDIT GUARANTEE FUND

PORTFOLIO DEVELOPMENT

MONTHLY REPORT

MARCH 2026

Table of Content



FONDI KOSOVAR PËR GARANCI KREDITORE
KOSOVSKI FOND ZA KREDITNO JEMSTVO
KOSOVO CREDIT GUARANTEE FUND

[Key Performance Indicators](#)

[Risk Indicators](#)

[Guaranteed Loans per Window](#)

[Loans by Sector](#)

[Loan Purpose](#)

[Enterprise Size](#)

[Agro Window](#)

[Export Window](#)

[Diaspora Investment Window](#)

[GROW Window](#)

[Standard Window](#)

[Women in Business Window](#)

[Start - Up Window](#)

Key Performance Indicators

1



Total Capital

€ 109,234,599

Approved Loan Amount

€ 1,101,470,584

Approved Guarantee Amount

€ 566,377,373

Outstanding Guaranteed

€ 190,526,992

*Claim Processing Time

5 days

2

No. of disbursed loans **21,858**

*No. of businesses **13,349**

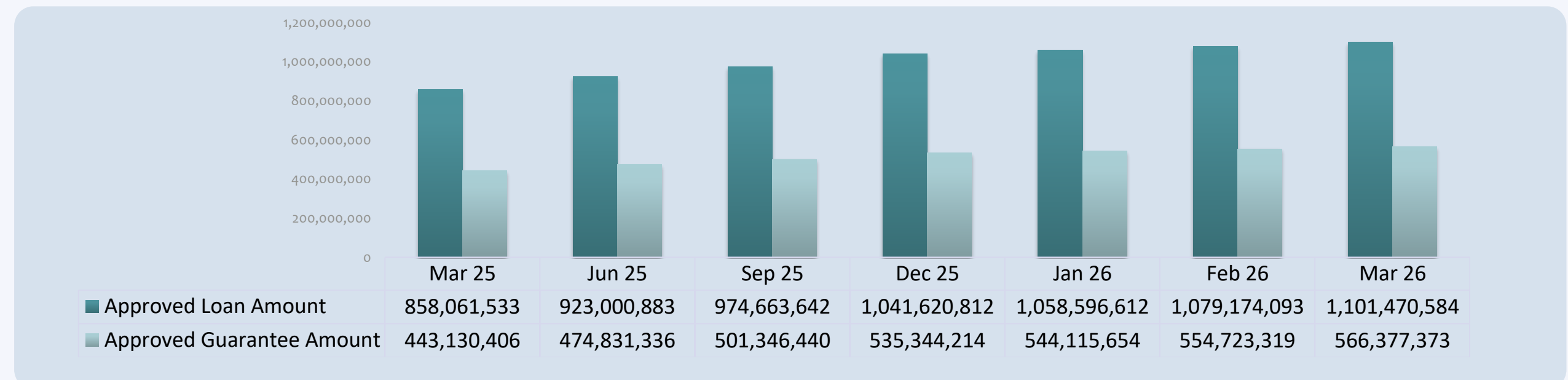
Active Loans **8,678**

3

Women in Business **16%**

Indirect Jobs Created **23%**

First Time Borrower **28%**



1 & 2. Portfolio Development

Represents cumulative values, including all data reported up to **March 2026**

***No. of businesses** – Each business is counted once, even if it has benefited from more than one guaranteed loan (FIN included)

***Claim Processing Time** - Represents the average number of days measured from the date when all required documents are completed until the payment date (average for the year 2026). This refers to the processing time for payments related to defaulted loans.

3. Additionality Indicators

• **Women in Business:** Participation of women - owned calculated as the cumulative number of women-owned businesses divided by the cumulative total number of guaranteed businesses.

• **Indirect Jobs Created:** Cumulative estimated increase in the number of employees as reported by beneficiaries (increase in projected number of employees divided by the total number of employees).

• **First-Time Borrower** - Participation of first-time borrowers in the portfolio, measured as the number of first-time borrowers divided by the total number of guaranteed businesses as of

March 2026.

Risk Indicators

2.09%



NPL

(-0.13 pp from last month)

(Non-Performing Loans):
Ratio of non-performing loans classified as “doubtful” and “loss” to the outstanding guaranteed.

1.49%



DELINQUENCY

(+0.24 pp from last month)

Delinquency: The ratio of loans classified as “watch” and “substandard” or with 30–90 days overdue to the outstanding guaranteed.

€ 5,388,950

cumulative



CLAIM AMOUNT

(+ €335k new this month)

Claim Amount: Amount that the Partner Financial Institution requests from KCGF for a guaranteed loan that has not been repaid.

€ 652,732

cumulative



RECOVERIES

(+ €35k new this month)

Recovery Amount: The amount that KCGF receives from the Partner Financial Institutions after it has paid the claim amount.

Disclaimer: NPL figures are reported in line with the new calculation methodology, where non-performing loans are identified based on IFRS 9 Stage 3 classifications as reported by partner financial institutions, combined with contamination rules applied by KCGF. Accordingly, movements in NPL and delinquency levels may reflect both changes in underlying portfolio performance and the impact of this new calculation methodology.

Guaranteed Loans per Window

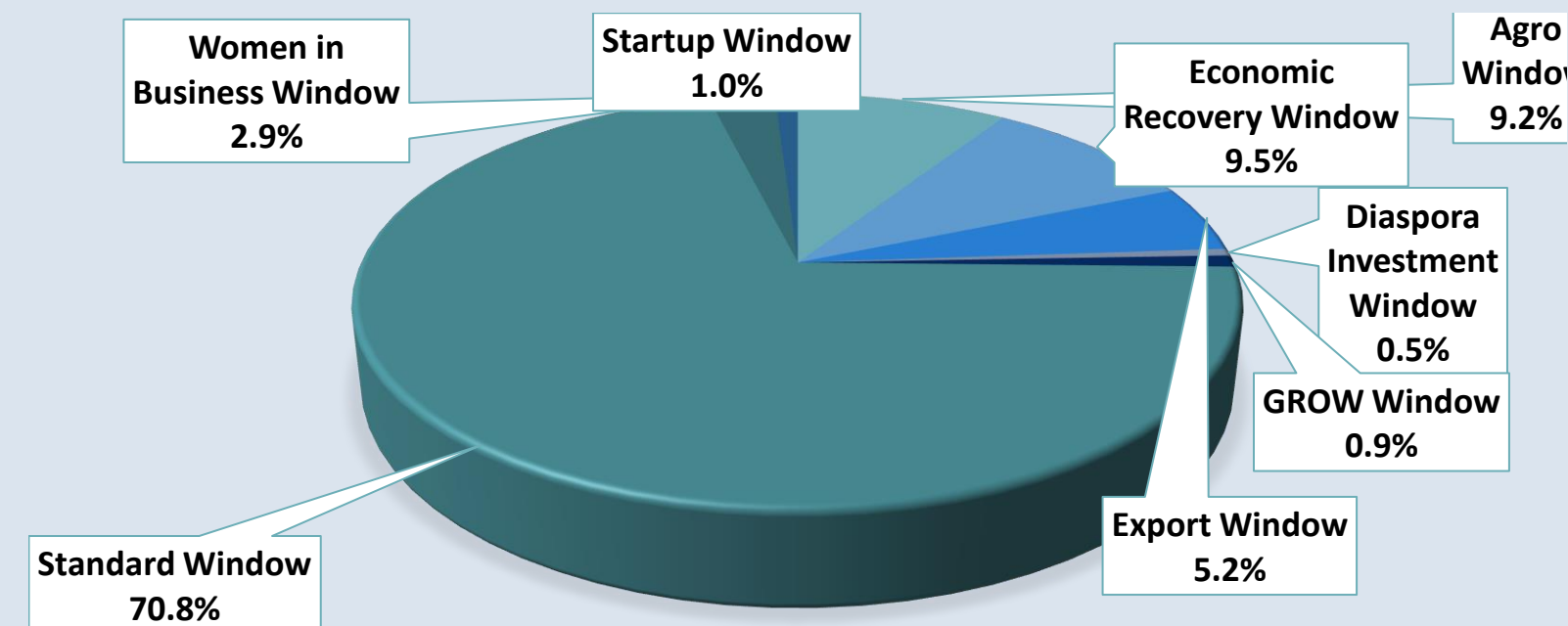
*Windows	Number of Loans	Approved Amount	Guarantee Amount
Agro Window	2,976	100,952,639	50,621,184
**Economic Recovery Window	1,980	104,721,105	74,291,323
Export Window	398	57,443,800	28,000,650
Diaspora Investment Window	30	5,984,000	4,410,000
GROW Window	56	9,919,459	4,959,730
***Standard Window	15,286	779,668,410	378,128,950
Women in Business Window	765	31,685,000	17,687,830
Startup Window	367	11,096,171	8,277,707
Total	21,858	1,101,470,584	566,377,373

Amount in euros

*Window - presents various credit guarantee products and services developed by KCGF with special characteristics and for special market segments.

**The Economic Recovery Package was implemented through the creation of guarantee certain sectors affected by the COVID-19 crisis, with the Economic Recovery Window being a temporary instrument available only during 2021.

***The Standard Window also includes the Regular Window, which was the first guarantee window launched. Both windows are inclusive in nature and serve all economic permitted activities.

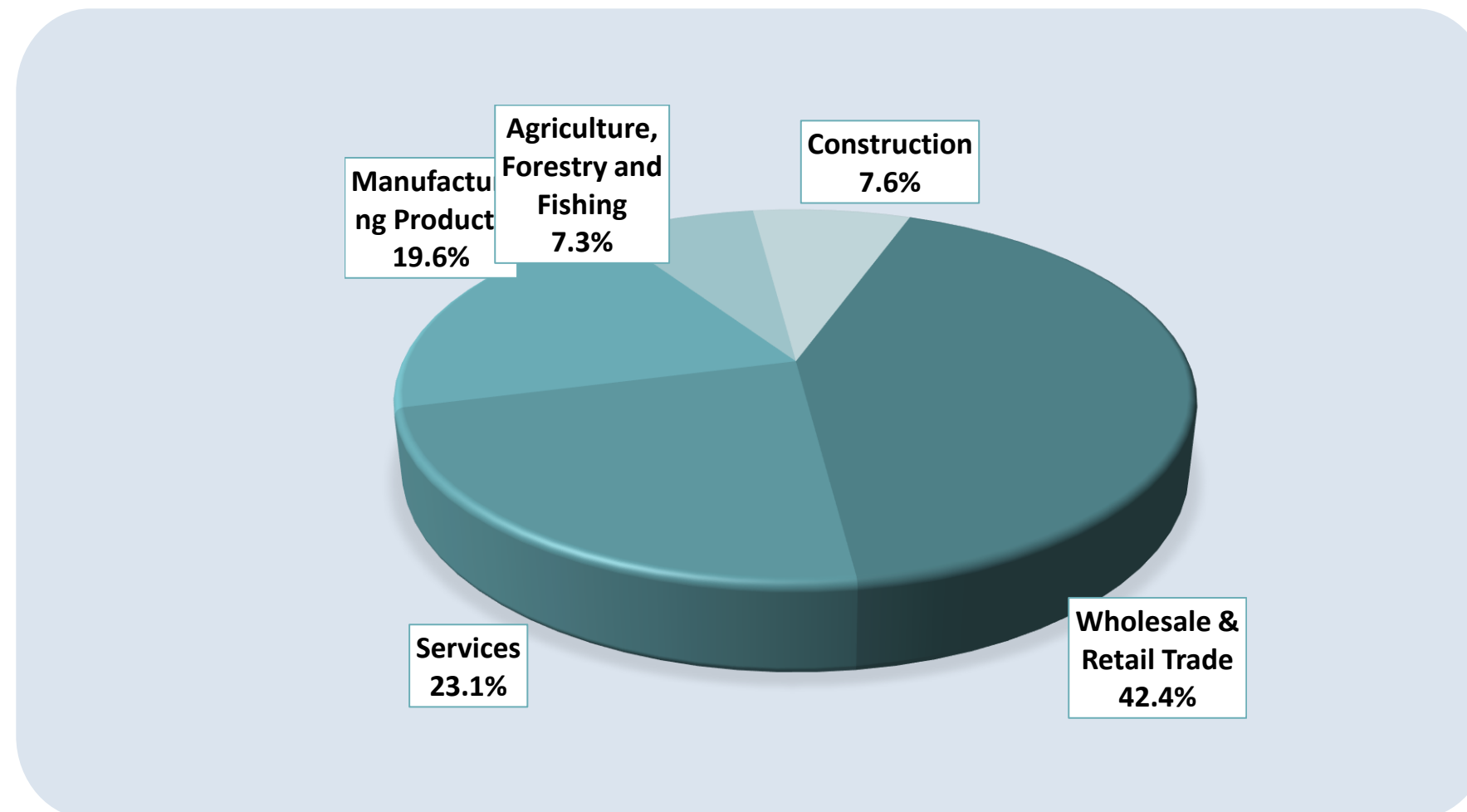


Loans by Sector

Main Sectors

	Number of Loans	Approved Amount	Guarantee Amount
Wholesale & Retail Trade	8,344	466,997,200	237,093,463
Services	5,448	254,089,681	131,716,596
Manufacturing Products	3,538	215,528,625	112,743,926
Agriculture, Forestry and Fishing	2,822	80,810,939	42,217,189
Construction	1,706	84,044,139	42,606,199
Total	21,858	1,101,470,584	566,377,373

Amount in euros

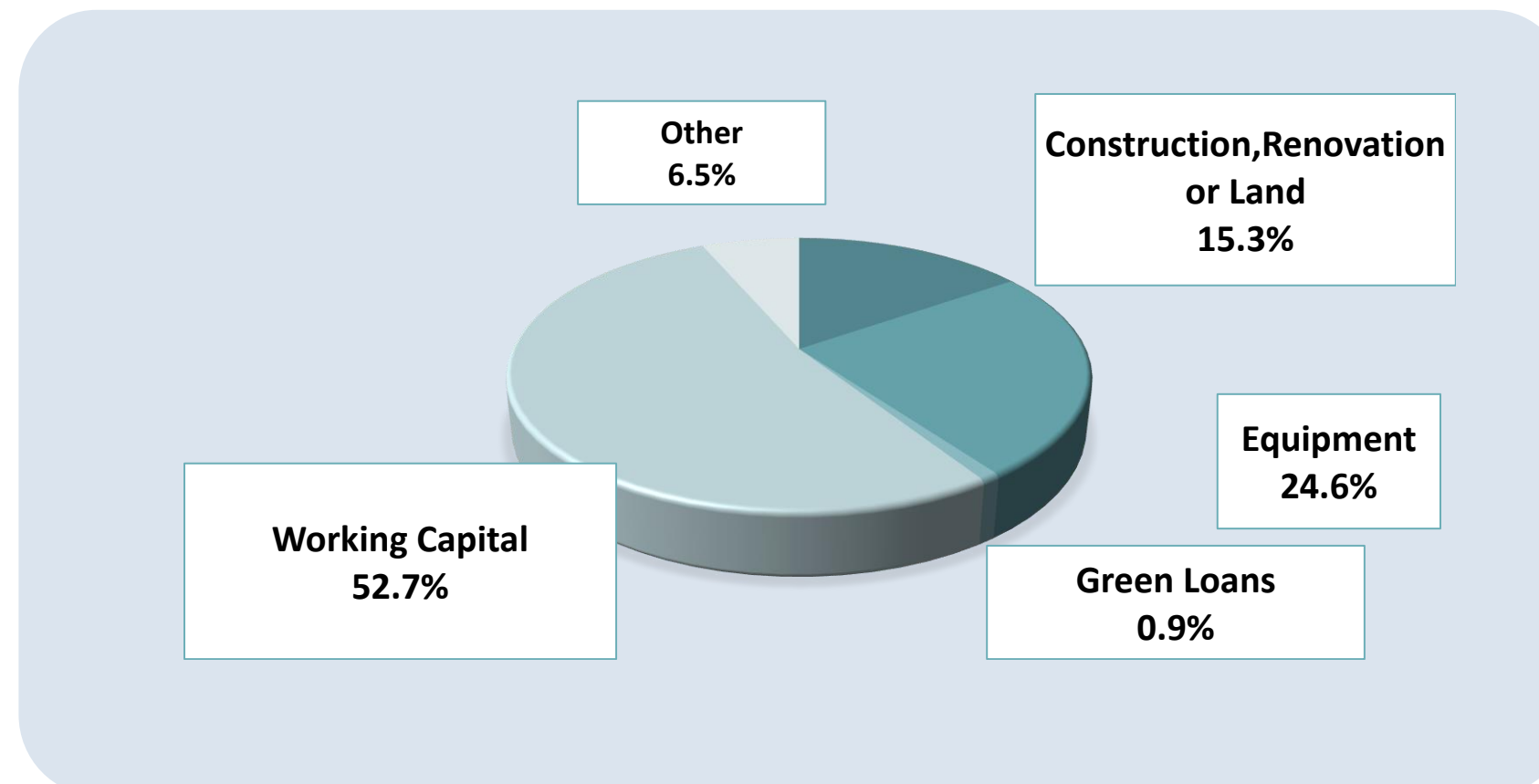


Loan Purpose

Purpose of the Loans	Number of Loans	Approved Amount	Guarantee Amount
Construction/Renovation/Land	3,226	169,007,386	86,641,102
Equipment	5,871	271,213,092	140,789,986
Green Loans	56	9,919,459	4,959,730
Working Capital	10,866	579,983,797	299,048,507
*Other	1,839	71,346,850	34,938,050
Total	21,858	1,101,470,584	566,377,373

Amount in euros

*Loans identified in the category Others have mixed purposes

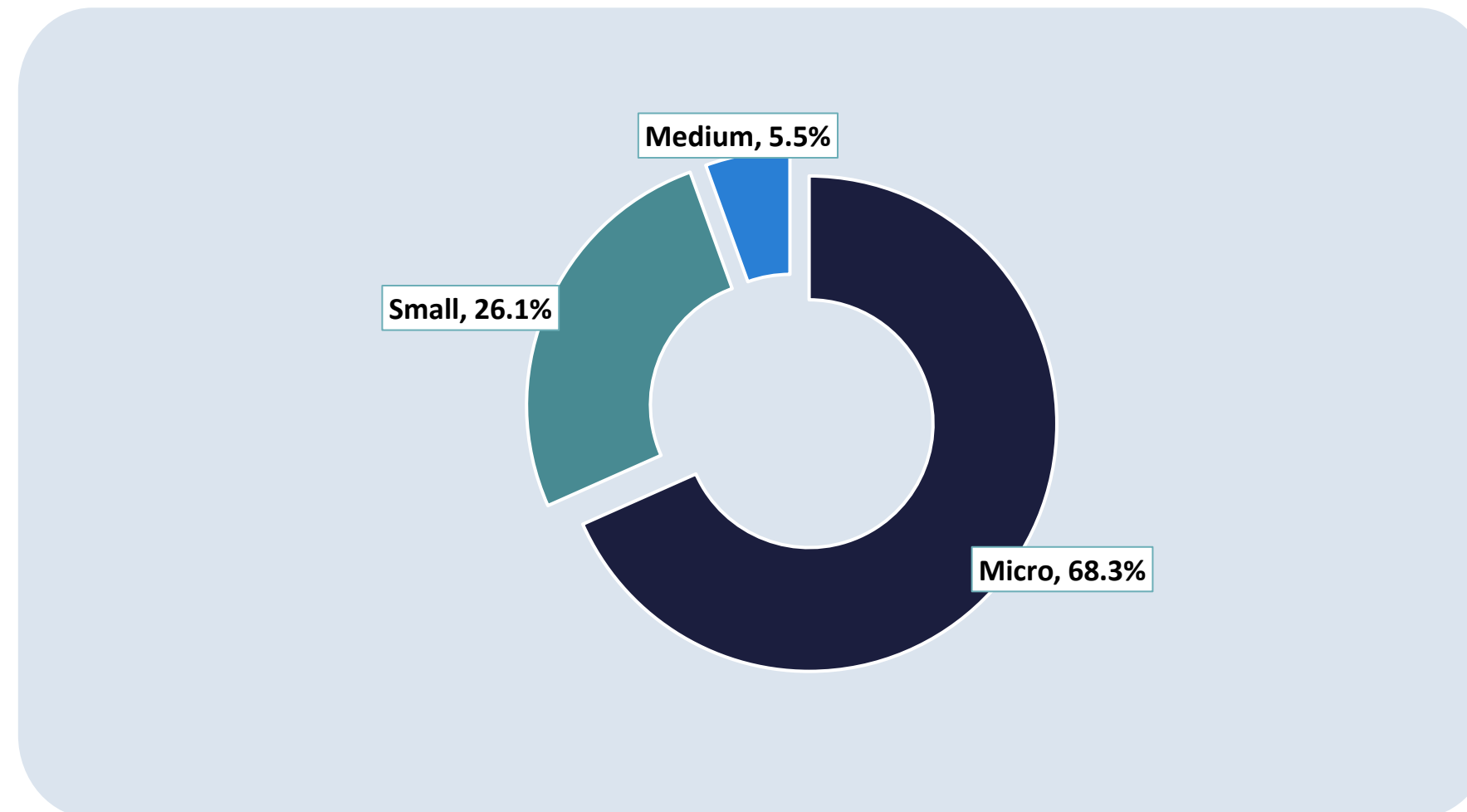


Enterprise Size

*Enterprise Size Classification	Number of Loans	Approved Amount	Guarantee Amount
Micro	18,359	752,843,580	387,871,435
Small	3,166	287,839,854	147,619,043
Medium	333	60,787,150	30,886,895
Total	21,858	1,101,470,584	566,377,373

Amount in euros

*Micro enterprises up to 9 employees; Small enterprises up to 49 employees; Medium enterprises up to 249 employees.



Agro Window



Loan Amount:
€ 100.9M



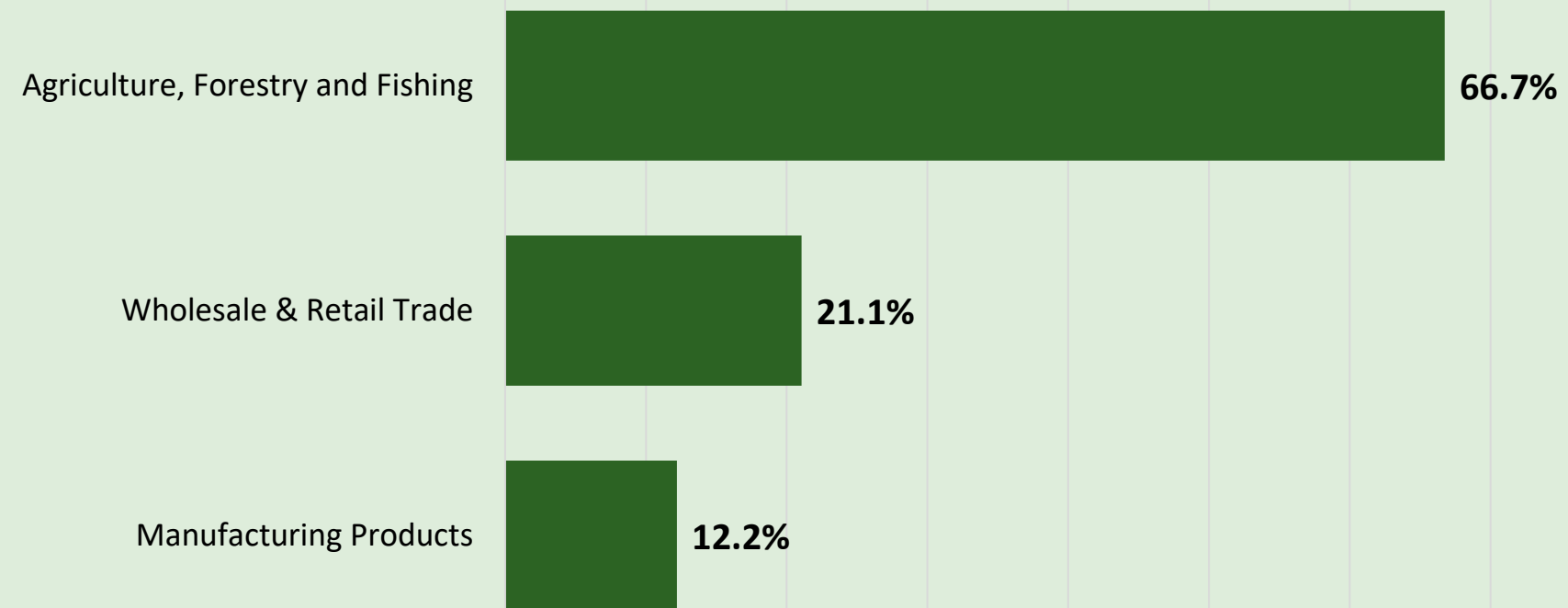
Guarantee Amount:
€ 50.6M



Outstanding Guaranteed:
€ 19.9M

No. of businesses by
window: **2,183**

Participation (%) of the guaranteed amount by sectors



Indirect jobs created
3,828

First time Borrower
371

Non – performing loans
3.2%

Claims paid out
€ 558K

Export Window



FONDI KOSOVAR PËR GARANCI KREDITORE
KOSOVSKI FOND ZA KREDITNO JEMSTVO
KOSOVO CREDIT GUARANTEE FUND



EXPORT
WINDOW



Loan Amount:
€ 57.4M



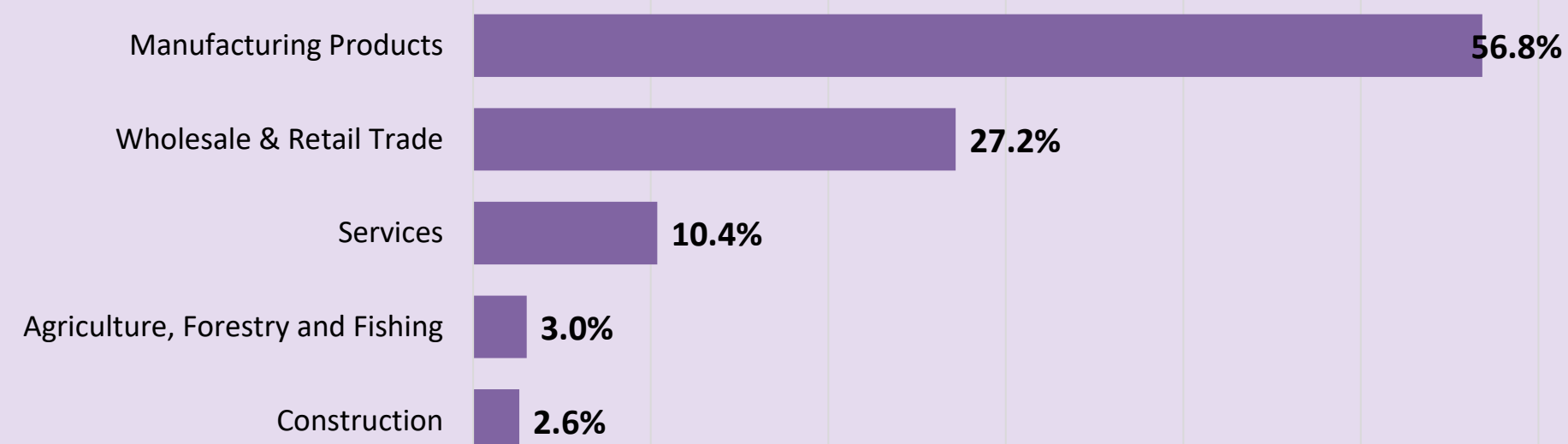
Guarantee Amount:
€ 28.0M



Outstanding Guaranteed:
€ 19.9M

No. of businesses by
window: **278**

Participation (%) of the guaranteed amount by sectors



Indirect jobs created
1,131

First time Borrower
19

Non – performing loans
0.7%

Diaspora Investment Window



Diaspora Investment Window



Loan Amount:
€ 5.9M



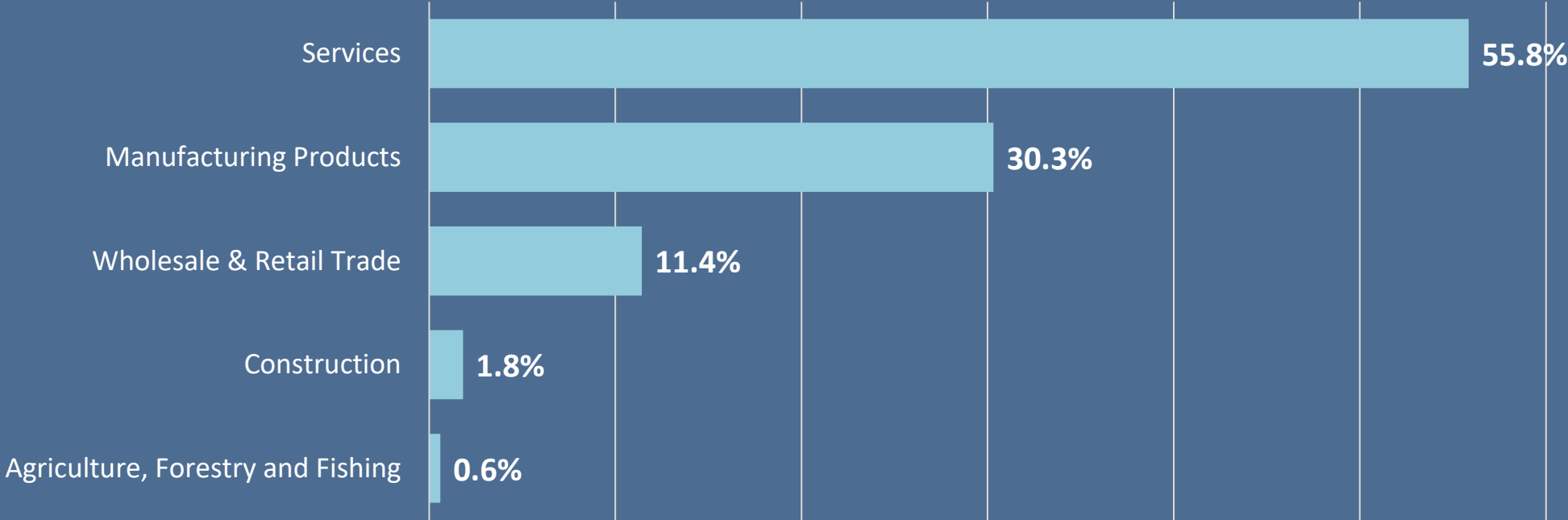
Guarantee Amount:
€ 4.4M



Outstanding Guaranteed:
€ 4.1M

No. of businesses by
window: **26**

Participation (%) of the guaranteed amount by sectors



Indirect jobs created

108

First time Borrower

19

Non – performing loans

1.3%

GROW



Loan Amount:
€ 9.9M



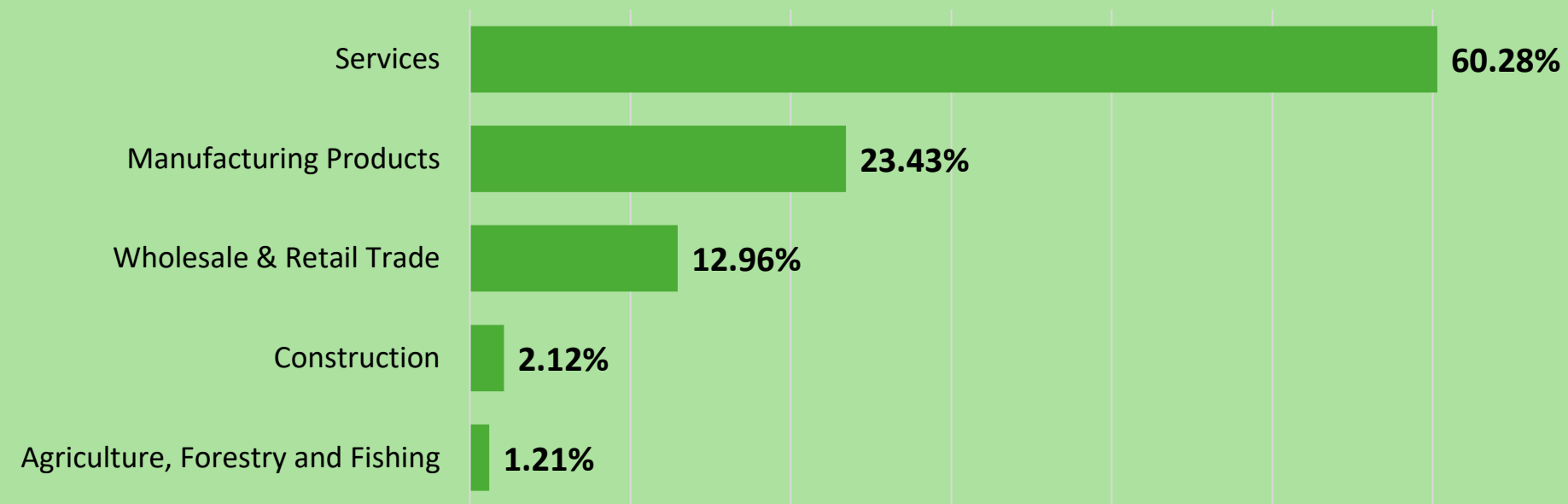
Guarantee Amount:
€ 4.9M



Outstanding Guaranteed:
€ 2.9M

No. of businesses by
window: **52**

Participation (%) of the guaranteed amount by sectors



Indirect jobs created
104

First time Borrower
7



*Primary Energy Saved

12,448 MWh/a or 82%



*CO2 Emission reduction

6,918 t/a or 97%

***Primary Energy Saved** – Measures the annual reduction in primary energy consumption achieved by projects supported through our green loans. Expressed in megawatt-hours per year (MWh/a).

CO₂ Emission Reduction – Represents the annual reduction in CO₂ emissions achieved by projects financed through our green loans portfolio, expressed in metric tons per year (t/a).

Standard Window



**STANDARD
WINDOW**



Loan Amount:
€ 779.7M



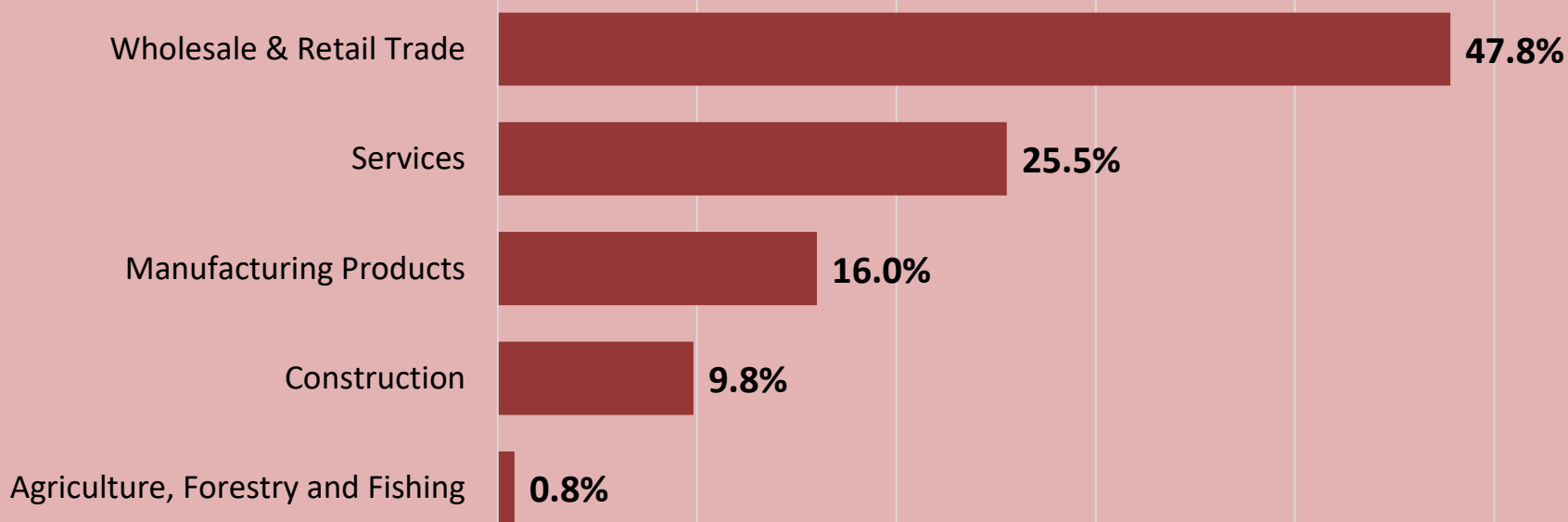
Guarantee Amount:
€ 378.1M



Outstanding Guaranteed:
€ 120.5M

No. of businesses by
window: **9,543**

Participation (%) of the guaranteed amount by sectors



Indirect jobs created
25.2k

First time Borrower
2,483

Non – performing loans
2.1%

Claims paid out
€ 3.6M

Women in Business



FONDI KOSOVAR PËR GARANCI KREDITORE
KOSOVSKI FOND ZA KREDITNO JEMSTVO
KOSOVO CREDIT GUARANTEE FUND



WOMEN IN
BUSINESS
WINDOW



Loan Amount:
€ 31.7M



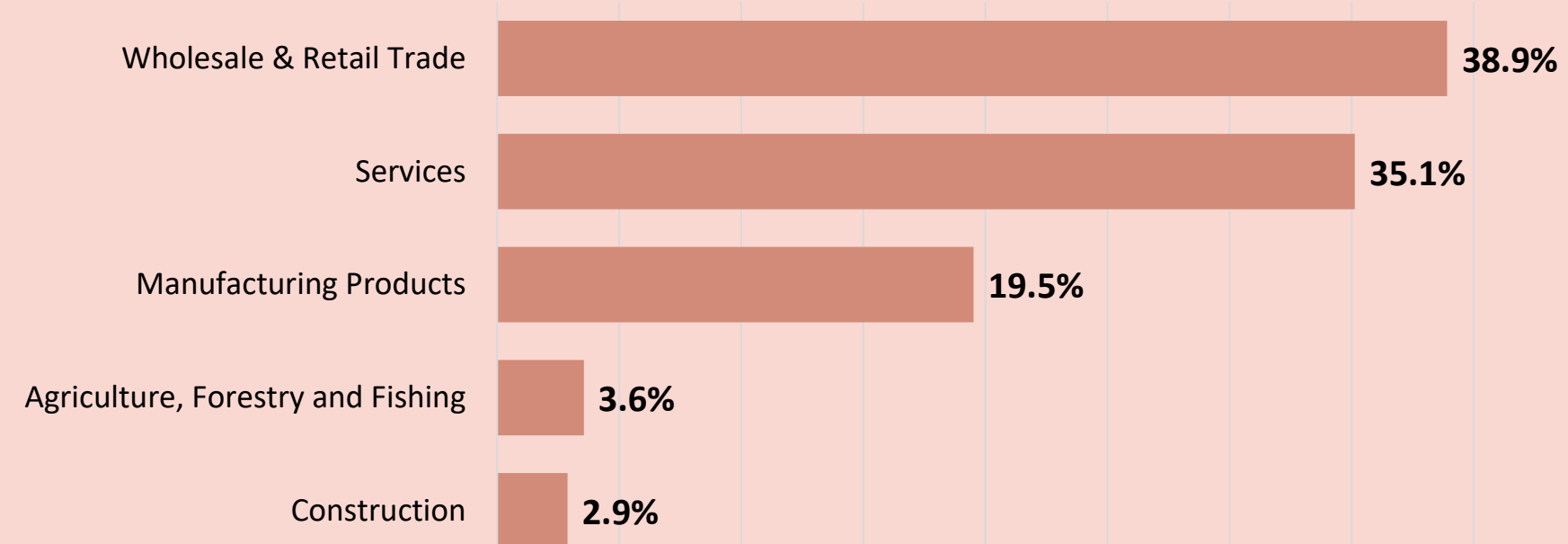
Guarantee Amount:
€ 17.7M



Outstanding Guaranteed:
€ 13.5M

No. of businesses by
window: **648**

Participation (%) of the guaranteed amount by sectors



Indirect jobs created
991

First time Borrower
196

Non – performing loans
0.6%

Start – up Window

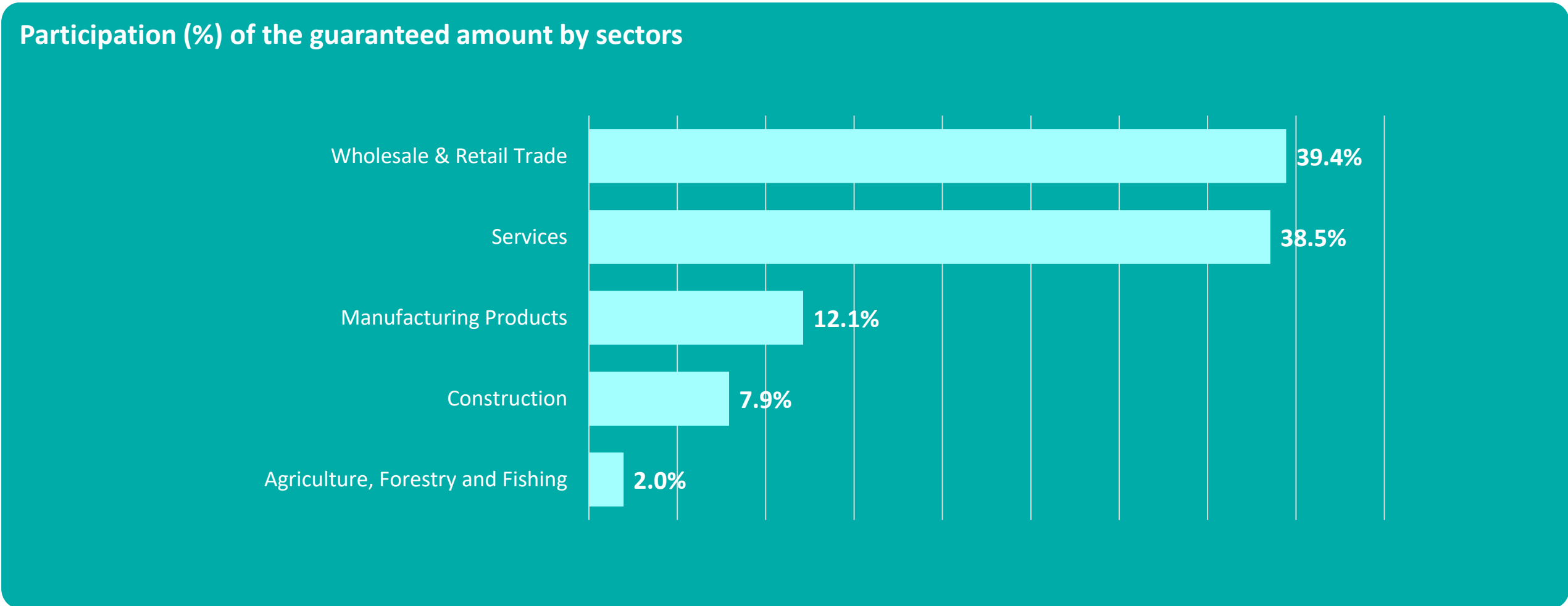


Loan Amount : € 11.1M

Guarantee Amount : € 8.3M

Outstanding Guaranteed : € 5.3M

No. of businesses by window: 331



Indirect jobs created
530

First time Borrower
256

Non – performing loans
1.8%

Claims paid out
18.5K €