

Portfolio Development



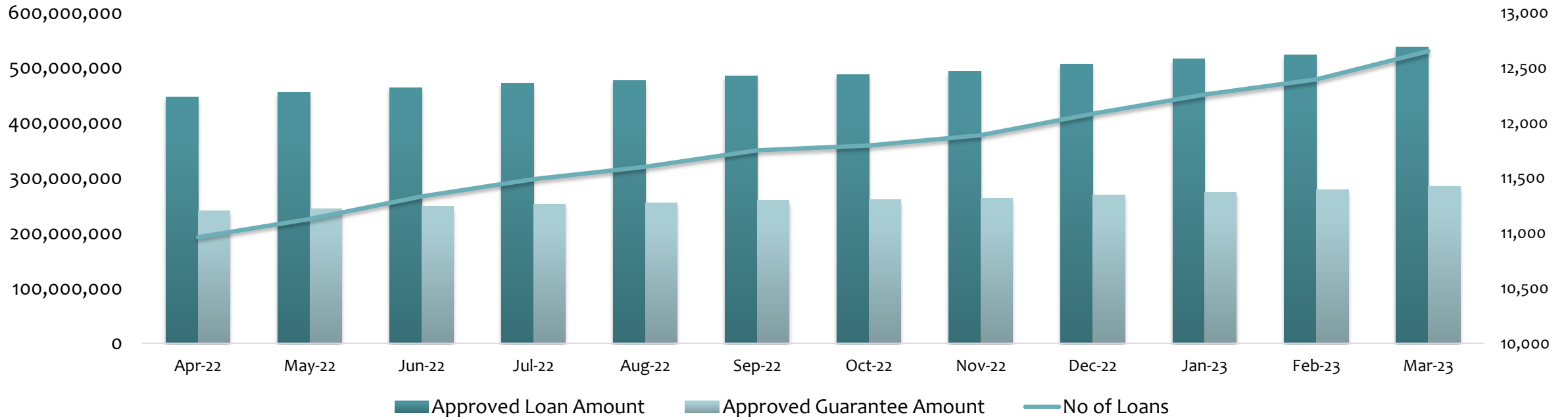
LOAN STATISTICS



FONDI KOSOVAR PËR GARANCI KREDITORE
KOSOVSKI FOND ZA KREDITNO JEMSTVO
KOSOVO CREDIT GUARANTEE FUND

	Dec-22	Jan-23	Feb-23	Mar-23
Approved Loan Amount	506,288,524	516,201,524	523,741,915	537,440,365
Total Outstanding Loans	211,461,143	212,591,376	211,383,090	215,807,897
Approved Guarantee Amount	269,580,304	274,540,304	278,320,149	285,075,069
Total Outstanding Guarantees	116,693,160	116,909,234	115,889,377	117,461,238
No of Loans	12,084	12,258	12,395	12,651
No of Active Loans	6,865	6,899	6,912	6,939

APPROVED LOANS



GUARANTEED LOAN PER WINDOW



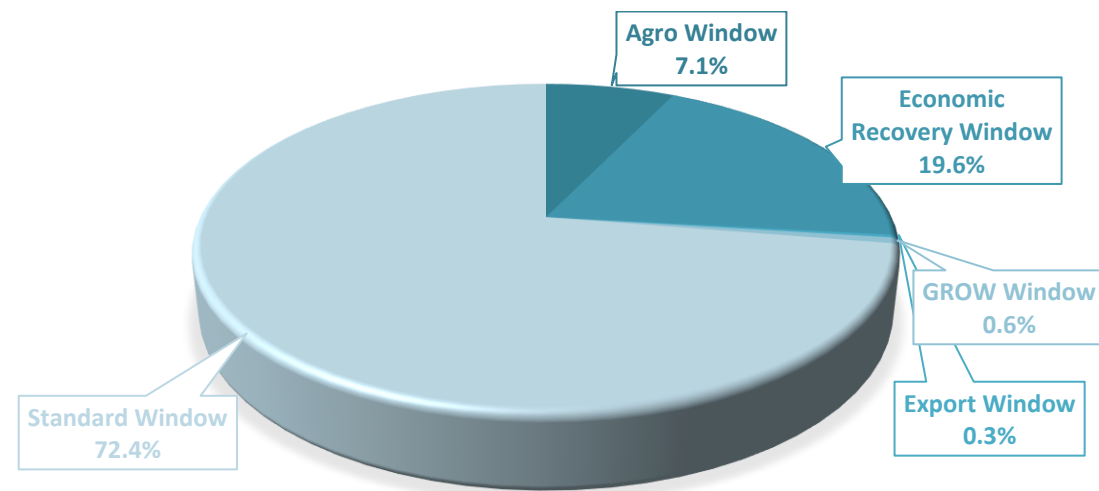
FONDI KOSOVAR PËR GARANCI KREDITORE
KOSOVSKI FOND ZA KREDITNO JEMSTVO
KOSOVO CREDIT GUARANTEE FUND

Windows	Disbursed Loans	Approved Amount	Approved Guarantee amount
Agro Window	1,071	38,264,850	18,717,201
Economic Recovery Window	2,015	105,555,705	74,948,973
Export Window*	14	1,389,000	622,500
GROW Window**	4	3,048,000	1,524,000
Standard Window	9,547	389,182,810	189,262,395
Total Guaranteed Loans***	12,651	537,440,365	285,075,069

*Launched on December 2022

**Piloted with one RFI

*** Since from the beginning of KCGF operations



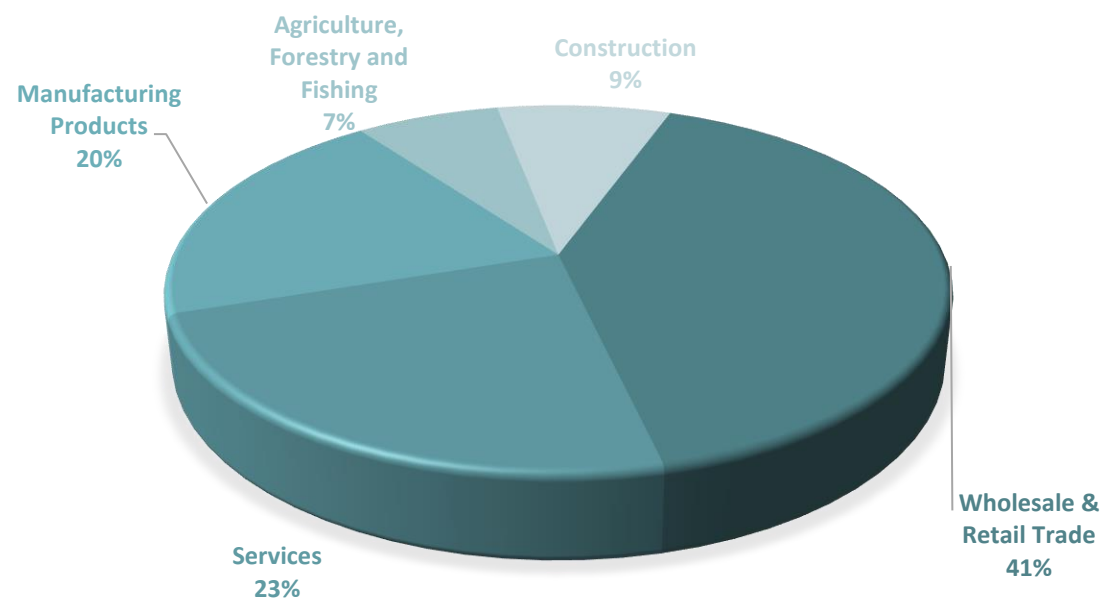
LOANS BY SECTOR



FONDI KOSOVAR PËR GARANCI KREDITORE
KOSOVSKI FOND ZA KREDITNO JEMSTVO
KOSOVO CREDIT GUARANTEE FUND

Main Sectors	No of Loans	Approved Amount	Guarantee Amount	No Of Employees	Proj. Employees*	Projected new employment
Wholesale & Retail Trade	4,883	220,314,901	116,196,854	24,473	31,740	7,267
Services	3,353	126,217,653	66,810,117	23,289	29,415	6,126
Manufacturing Products	2,160	106,738,016	58,565,390	15,493	19,700	4,207
Construction	1,179	38,300,150	20,041,556	2,901	4,369	1,468
Agriculture, Forestry and Fishing	1,076	45,869,645	23,461,153	9,201	11,483	2,282
Total	12,651	537,440,365	285,075,069	75,357	96,707	21,350

* This is an estimation reported by the beneficiaries



LOAN PURPOSE



FONDI KOSOVAR PËR GARANCI KREDITORE
KOSOVSKI FOND ZA KREDITNO JEMSTVO
KOSOVO CREDIT GUARANTEE FUND

Purpose of the Loans	Number of Loans	Approved Amount	Guarantee Amount
Construction, Renovation or Land	1,872	85,116,118	44,785,125
Equipment	3,197	135,864,974	72,026,258
Working Capital	5,801	251,183,623	136,092,137
Other	1,781	65,275,650	32,171,550
Total	12,651	537,440,365	285,075,069

