

Portfolio Development



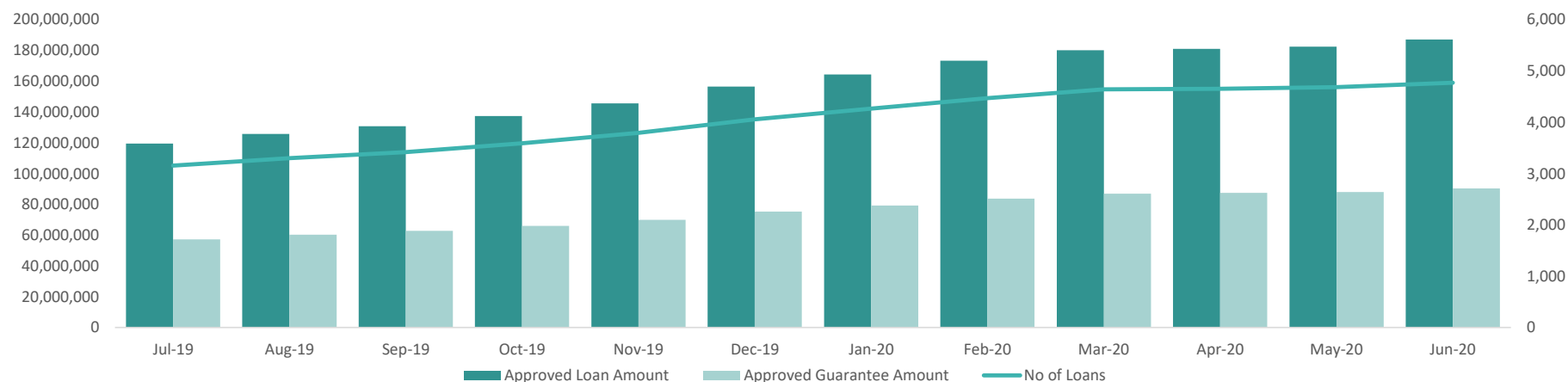
LOAN STATISTICS



FONDI KOSOVAR PËR GARANCI KREDITORE
KOSOVSKI FOND ZA KREDITNO JEMSTVO
KOSOVO CREDIT GUARANTEE FUND

	Mar-20	Apr-20	May-20	Jun-20
Approved Loan Amount	179,986,154	180,929,154	182,237,519	186,957,851
Total Outstanding Loans	102,712,671	102,351,543	103,185,052	105,684,530
Approved Guarantee Amount	86,922,253	87,369,253	87,983,843	90,285,102
Total Outstanding Guarantees	49,951,878	49,776,008	50,140,268	51,361,645
No of Loans	4,637	4,650	4,681	4,765

APPROVED LOANS

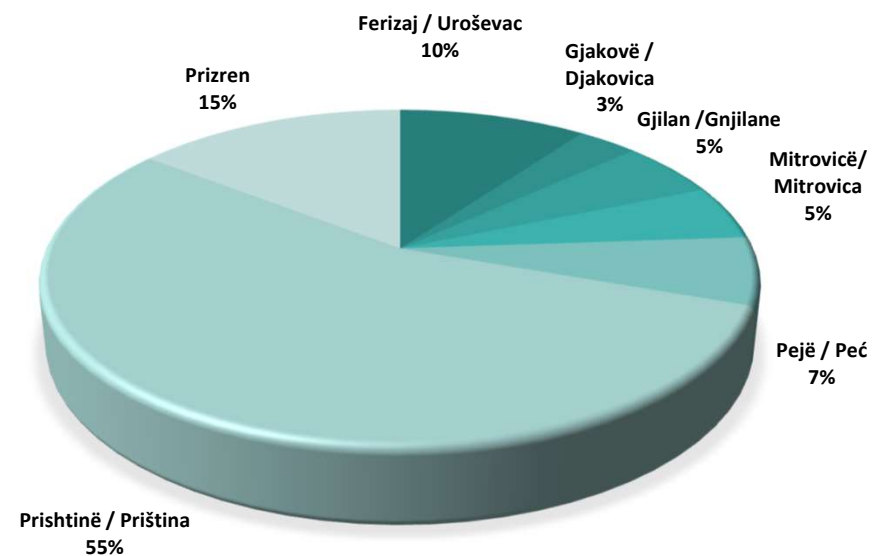


LOAN DISTRIBUTION BY REGION



FONDI KOSOVAR PËR GARANCI KREDITORE
KOSOVSKI FOND ZA KREDITNO JEMSTVO
KOSOVO CREDIT GUARANTEE FUND

Loans by Regions	No of Loans	Approved Amount	Guarantee Amount
Ferizaj / Uroševac	467	18,754,700	9,140,950
Gjakovë / Djakovica	174	6,029,000	2,880,500
Gjilan /Gnjilane	283	10,118,000	4,832,040
Mitrovicë/ Mitrovica	286	9,767,900	4,552,900
Pejë / Peć	305	12,194,200	5,950,285
Prishtinë / Priština	2,624	102,956,451	49,614,826
Prizren	626	27,137,600	13,313,601
Total	4,765	186,957,851	90,285,102



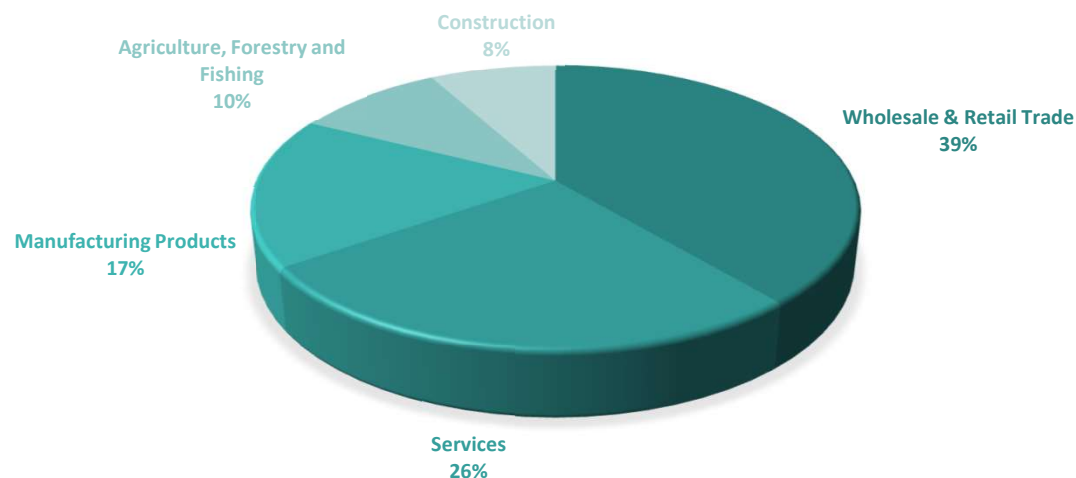
LOANS BY SECTOR



FONDI KOSOVAR PËR GARANCI KREDITORE
KOSOVSKI FOND ZA KREDITNO JEMSTVO
KOSOVO CREDIT GUARANTEE FUND

Main Sectors	No of Loans	Approved Amount	Guarantee Amount	No Of Employees	Proj. Employees.*	Projected new employment
Wholesale & Retail Trade	1,770	72,666,150	35,288,055	7,808	10,262	2,454
Services	1,428	49,456,801	23,854,401	9,574	11,883	2,309
Manufacturing Products	781	32,147,500	15,280,730	4,273	5,427	1,154
Agriculture, Forestry and Fishing	456	17,693,300	8,570,816	1,283	1,945	662
Construction	330	14,994,100	7,291,100	2,514	3,138	624
Total	4,765	186,957,851	90,285,102	25,452	32,655	7,203

* This is an estimation reported by the beneficiaries



LOAN PURPOSE



FONDI KOSOVAR PËR GARANCI KREDITORE
KOSOVSKI FOND ZA KREDITNO JEMSTVO
KOSOVO CREDIT GUARANTEE FUND

Purpose of the Loans	Number of Loans	Approved Amount	Guarantee Amount
Construction, Renovation or Land	892	38,870,600	18,503,590
Equipment	1,188	47,688,260	23,081,066
Working Capital	1,718	65,389,791	31,954,246
Other	967	35,009,200	16,746,200
Total	4,765	186,957,851	90,285,102

