

Portfolio Development



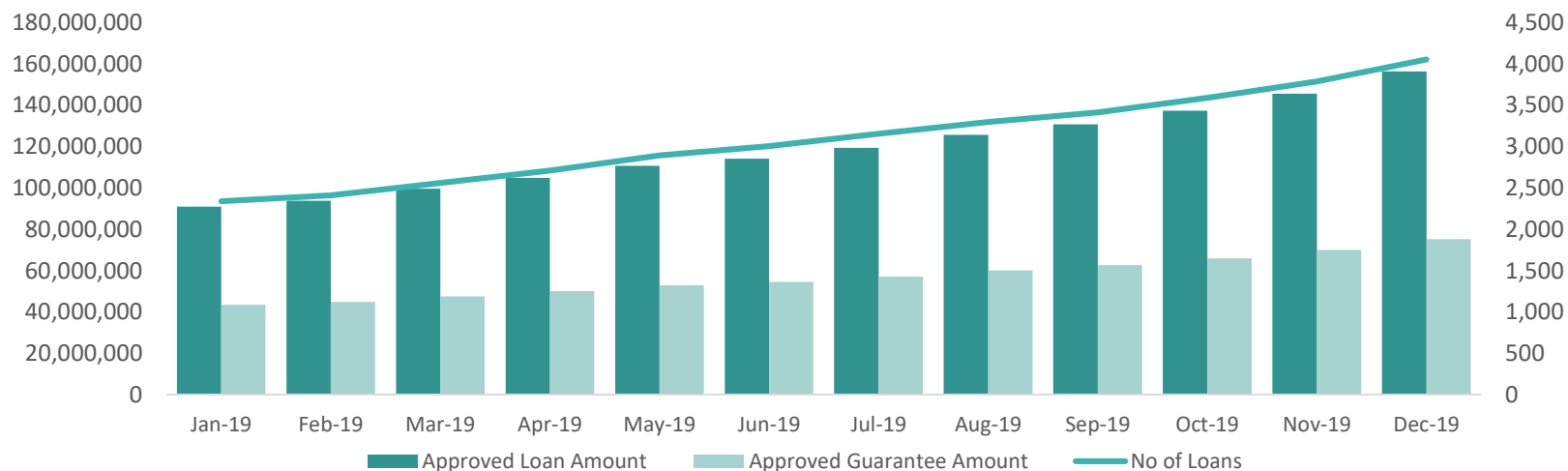
FONDI KOSOVAR PËR GARANCI KREDITORE
KOSOVSKI FOND ZA KREDITNO JEMSTVO
KOSOVO CREDIT GUARANTEE FUND



LOAN STATISTICS

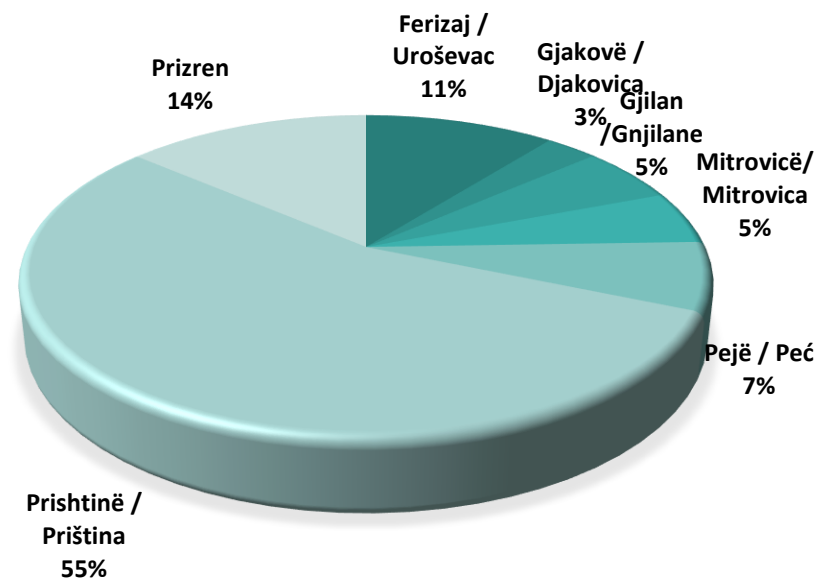
	Sep-19	Oct-19	Nov-19	Dec-19
Approved Loan Amount	130,712,613	137,264,077	145,543,506	156,304,752
Total Outstanding Loans	77,735,665	79,959,042	88,246,090	90,784,708
Approved Guarantee Amount	62,670,682	65,911,014	69,918,629	75,198,052
Total Outstanding Guarantees	37,387,963	38,523,357	42,534,781	43,885,949
No of Loans	3,413	3,589	3,788	4,052

APPROVED LOANS



LOAN DISTRIBUTION BY REGION

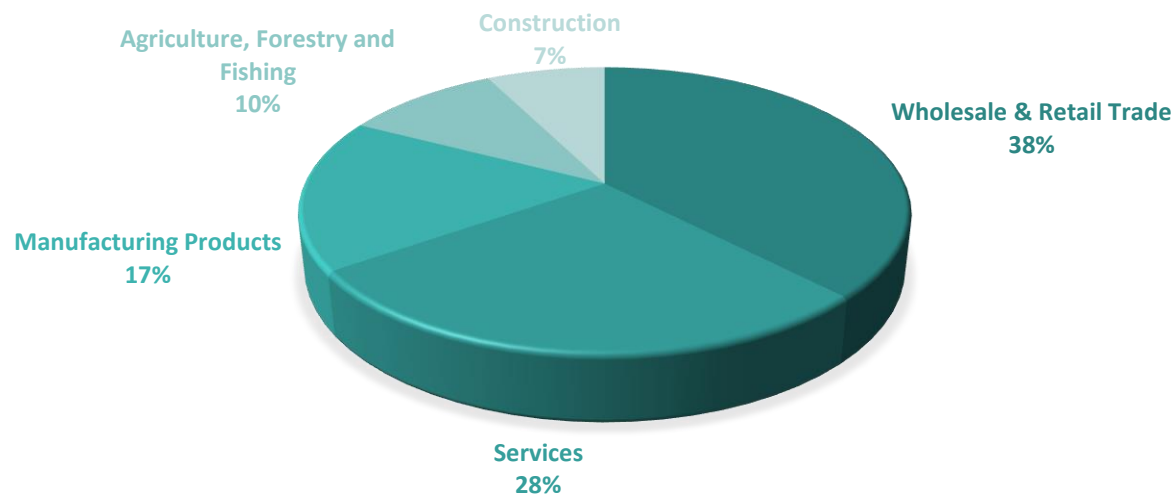
Loans by Regions	No of Loans	Approved Amount	Guarantee Amount
Ferizaj / Uroševac	409	16,680,200	8,103,700
Gjakovë / Djakovica	142	4,581,000	2,204,500
Gjilan /Gnjilane	254	8,740,345	4,168,713
Mitrovicë/ Mitrovica	233	8,252,200	3,795,050
Pejë / Peć	267	10,747,742	5,233,556
Prishtinë / Priština	2,227	85,837,665	41,194,932
Prizren	520	21,465,600	10,497,601
Total	4,052	156,304,752	75,198,052



LOANS BY SECTOR

Main Sectors	No of Loans	Approved Amount	Guarantee Amount	No Of Employees	Proj. Employees.*	Projected new employment
Wholesale & Retail Trade	1,481	58,930,501	28,524,231	6,097	8,049	1,952
Services	1,255	43,165,461	20,744,731	8,514	10,544	2,030
Manufacturing Products	678	27,009,837	12,788,398	3,684	4,665	981
Agriculture, Forestry and Fishing	386	15,450,526	7,453,429	1,103	1,652	549
Construction	252	11,748,426	5,687,263	2,085	2,577	492
Total	4,052	156,304,752	75,198,052	21,483	27,487	6,004

* This is an estimation reported by the beneficiaries



LOAN PURPOSE

Purpose of the Loans	Number of Loans	Approved Amount	Guarantee Amount
Construction, Renovation or Land	823	35,603,910	16,920,245
Equipment	1,067	43,408,930	20,951,901
Working Capital	1,464	53,559,180	26,099,940
Other	698	23,732,732	11,225,966
Total	4,052	156,304,752	75,198,052

