

Portfolio Development



FONDI KOSOVAR PËR GARANCI KREDITORE
KOSOVSKI FOND ZA KREDITNO JEMSTVO
KOSOVO CREDIT GUARANTEE FUND



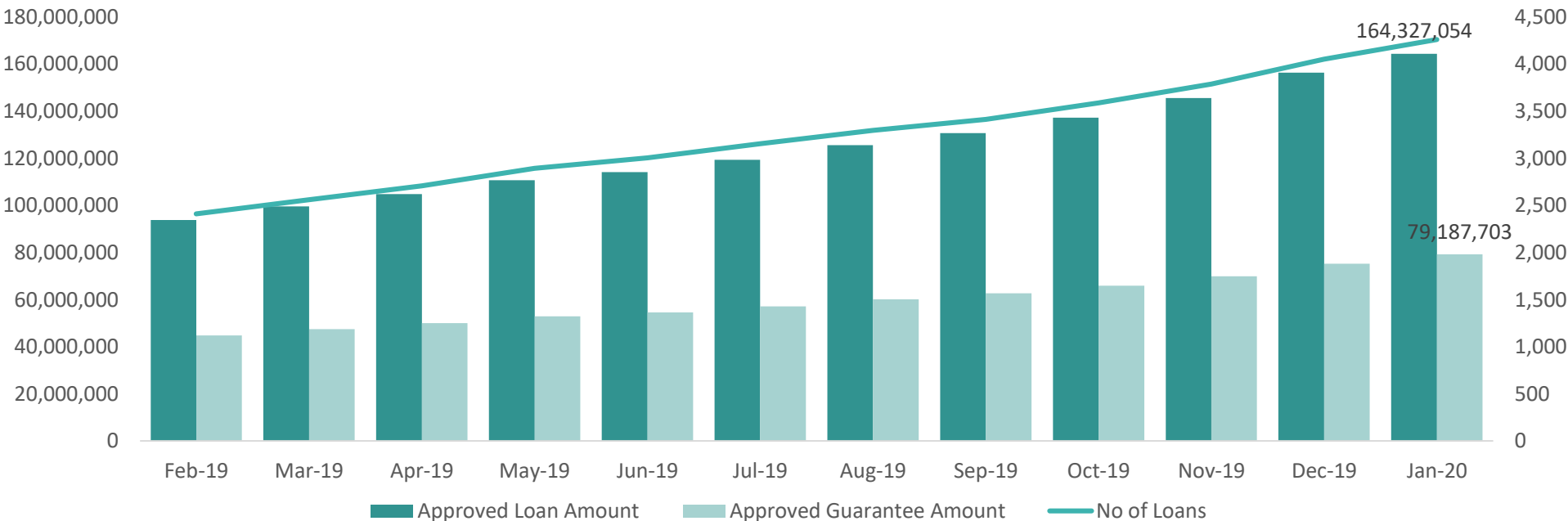
LOAN STATISTICS



FONDI KOSOVAR PËR GARANCI KREDITORE
KOSOVSKI FOND ZA KREDITNO JEMSTVO
KOSOVO CREDIT GUARANTEE FUND

	Oct-19	Nov-19	Dec-19	Jan-20
Approved Loan Amount	137,264,077	145,543,506	156,304,752	164,327,054
Total Outstanding Loans	79,959,042	88,246,090	90,784,708	94,772,500
Approved Guarantee Amount	65,911,014	69,918,629	75,198,052	79,187,703
Total Outstanding Guarantees	38,523,357	42,534,781	43,885,949	45,960,292
No of Loans	3,589	3,788	4,052	4,260

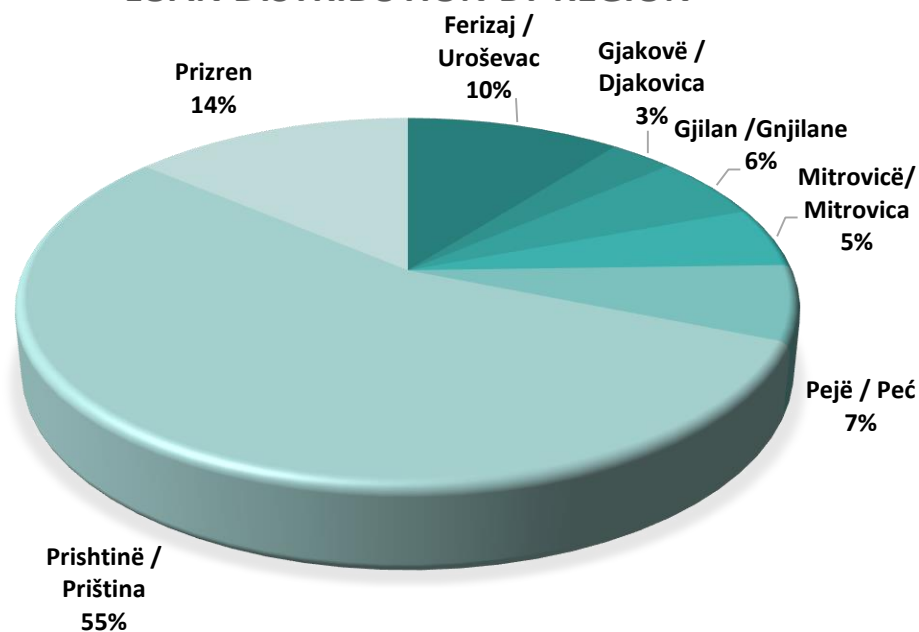
APPROVED LOANS



LOAN DISTRIBUTION BY REGION

Loans by Regions	No of Loans	Approved Amount	Guarantee Amount
Ferizaj	429	17,299,902	8,413,551
Gjakovë	153	5,179,000	2,503,500
Gjilan	263	9,171,345	4,384,213
Mitrovicë	253	8,651,300	3,994,600
Pejë	274	10,928,742	5,322,556
Prishtinë	2,339	90,439,665	43,495,932
Prizren	549	22,657,100	11,073,351
Total	4,260	164,327,054	79,187,703

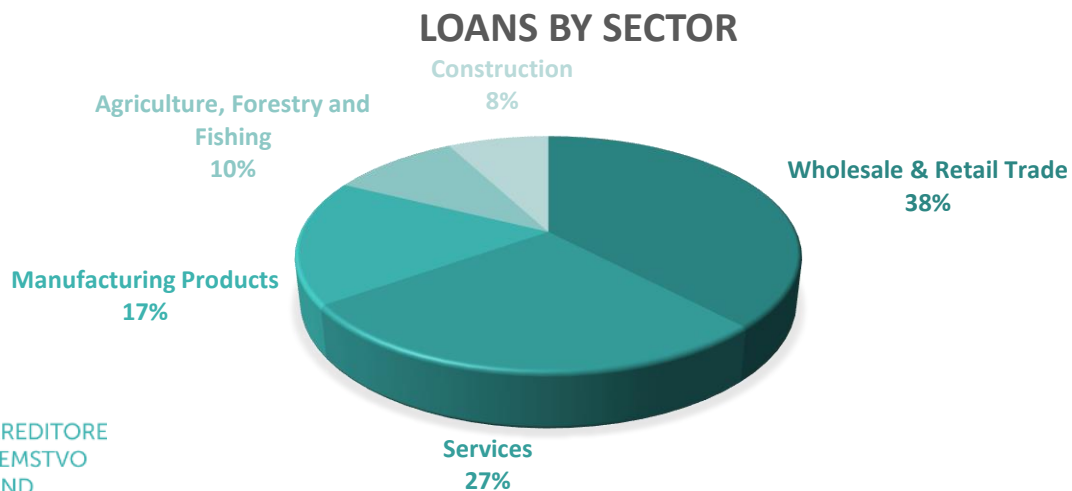
LOAN DISTRIBUTION BY REGION



LOANS BY SECTOR

Main Sectors	No of Loans	Approved Amount	Guarantee Amount	No Of Employees	Proj. Employees.*	Projected new emoloyment
Wholesale & Retail Trade	1,563	62,372,001	30,244,981	6,710	8,793	2,083
Services	1,302	44,710,461	21,517,231	8,791	10,884	2,093
Manufacturing Products	713	28,326,937	13,425,448	3,851	4,883	1,032
Agriculture, Forestry and Fishing	407	16,189,526	7,822,929	1,150	1,728	578
Construction	275	12,728,129	6,177,114	2,222	2,752	530
Total	4,260	164,327,054	79,187,703	22,724	29,040	6,316

* This is an estimation reported by the beneficiaries



FONDI KOSOVAR PËR GARANCI KREDITORE
KOSOVSKI FOND ZA KREDITNO JEMSTVO
KOSOVO CREDIT GUARANTEE FUND

LOAN PURPOSE

Purpose of the Loans	Number of Loans	Approved Amount	Guarantee Amount
Construction, Renovation or Land	847	36,439,510	17,338,045
Equipment	1,112	44,944,930	21,719,901
Working Capital	1,543	57,030,882	27,815,791
Other	758	25,911,732	12,313,966
Total	4,260	164,327,054	79,187,703

