

Portfolio Development



FONDI KOSOVAR PËR GARANCI KREDITORE
KOSOVSKI FOND ZA KREDITNO JEMSTVO
KOSOVO CREDIT GUARANTEE FUND



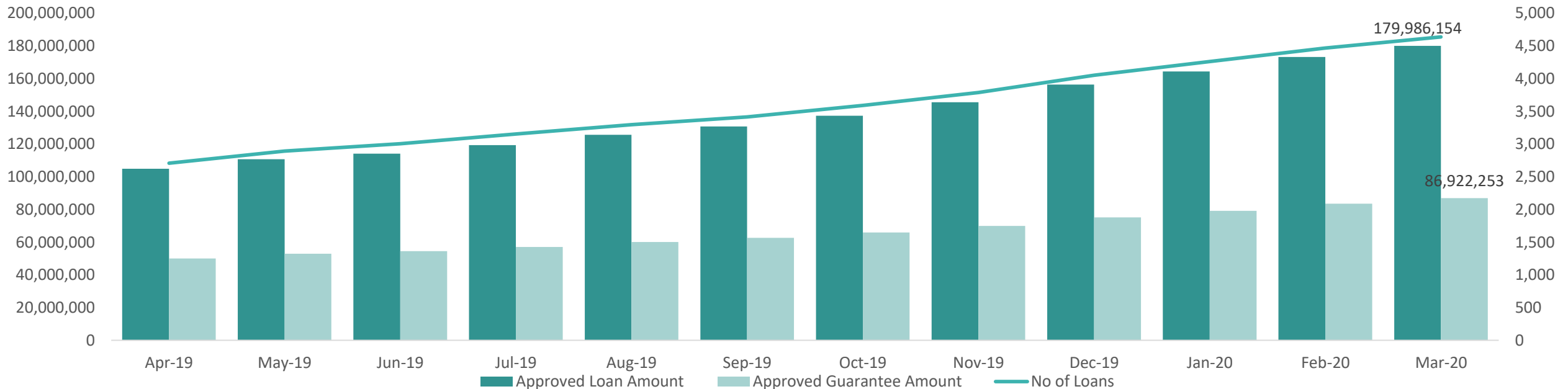
LOAN STATISTICS



FONDI KOSOVAR PËR GARANCI KREDITORE
KOSOVSKI FOND ZA KREDITNO JEMSTVO
KOSOVO CREDIT GUARANTEE FUND

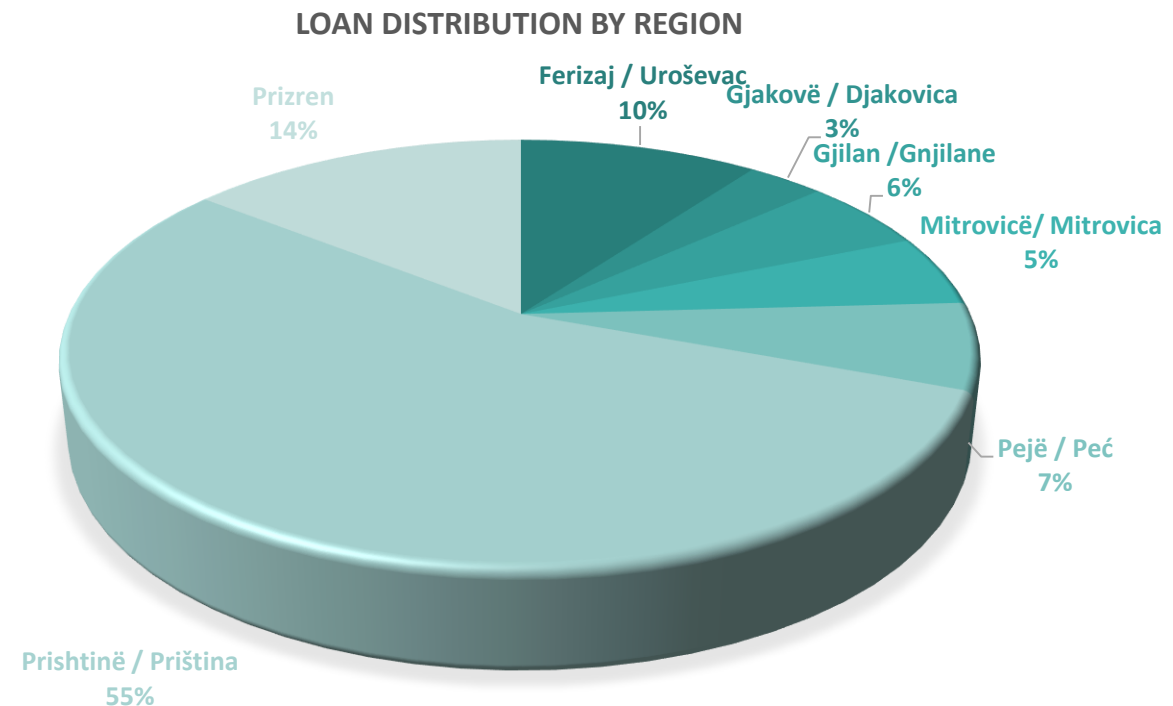
	Dec-19	Jan-20	Feb-20	Mar-20
Approved Loan Amount	156,304,752	164,327,054	173,150,154	179,986,154
Total Outstanding Loans	90,784,708	94,772,500	99,315,371	102,712,671
Approved Guarantee Amount	75,198,052	79,187,703	83,540,253	86,922,253
Total Outstanding Guarantees	43,885,949	45,960,292	48,228,596	49,951,878
No of Loans	4,052	4,260	4,466	4,637

APPROVED LOANS



LOAN DISTRIBUTION BY REGION

Loans by Regions	No of Loans	Approved Amount	Guarantee Amount
Ferizaj	456	18,158,902	8,843,051
Gjakovë	166	5,816,000	2,774,000
Gjilan	276	9,781,345	4,679,213
Mitrovicë	281	9,663,900	4,500,900
Pejë	297	11,802,742	5,754,556
Prishtinë	2,555	98,921,165	47,704,682
Prizren	606	25,842,100	12,665,851
Total	4,637	179,986,154	86,922,253

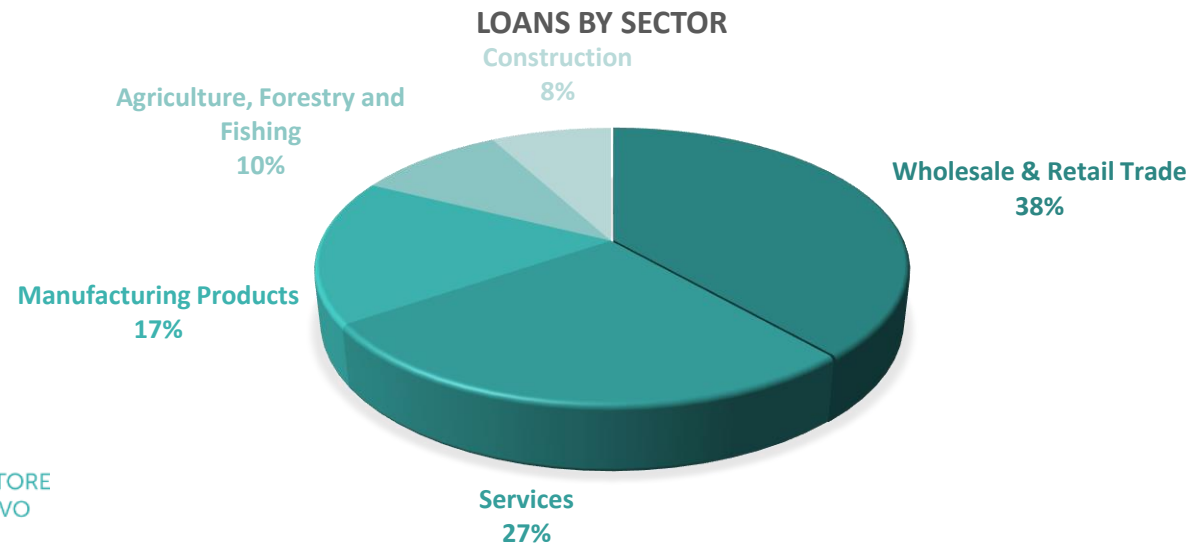


FONDI KOSOVAR PËR GARANCI KREDITORE
KOSOVSKI FOND ZA KREDITNO JEMSTVO
KOSOVO CREDIT GUARANTEE FUND

LOANS BY SECTOR

Main Sectors	No of Loans	Approved Amount	Guarantee Amount	No Of Employees	Proj. Employees.*	Projected new employment
Wholesale & Retail Trade	1,709	69,339,501	33,664,731	7,419	9,765	2,346
Services	1,405	48,459,361	23,376,681	9,336	11,607	2,271
Manufacturing Products	763	30,547,537	14,530,748	4,106	5,221	1,115
Agriculture, Forestry and Fishing	445	17,450,626	8,449,479	1,277	1,929	652
Construction	315	14,189,129	6,900,614	2,430	3,032	602
Total	4,637	179,986,154	86,922,253	24,568	31,554	6,986

* This is an estimation reported by the beneficiaries



LOAN PURPOSE

Purpose of the Loans	Number of Loans	Approved Amount	Guarantee Amount
Construction, Renovation or Land	886	38,670,510	18,403,545
Equipment	1,181	47,394,430	22,937,651
Working Capital	1,659	62,125,882	30,343,291
Other	911	31,795,332	15,237,766
Total	4,637	179,986,154	86,922,253

