

# Portfolio Development



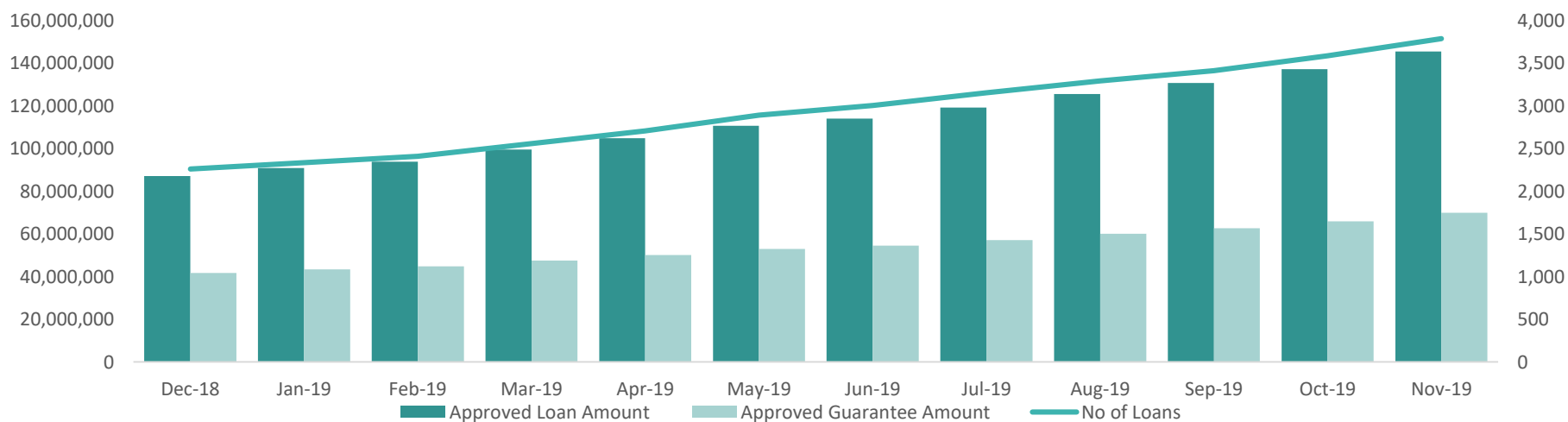
FONDI KOSOVAR PËR GARANCI KREDITORE  
KOSOVSKI FOND ZA KREDITNO JEMSTVO  
KOSOVO CREDIT GUARANTEE FUND



# LOAN STATISTICS

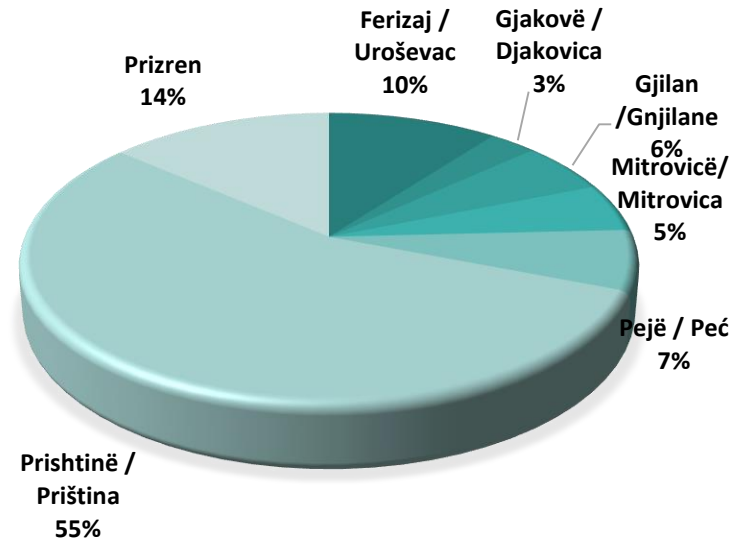
	Aug-19	Sep-19	Oct-19	Nov-19
Approved Loan Amount	125,578,053	130,712,613	137,264,077	145,543,506
Total Outstanding Loans	75,517,287	77,735,665	79,959,042	88,246,090
Approved Guarantee Amount	60,122,652	62,670,682	65,911,014	69,918,629
Total Outstanding Guarantees	36,229,788	37,387,963	38,523,357	42,534,781
No of Loans	3,295	3,413	3,589	3,788

## APPROVED LOANS



# LOAN DISTRIBUTION BY REGION

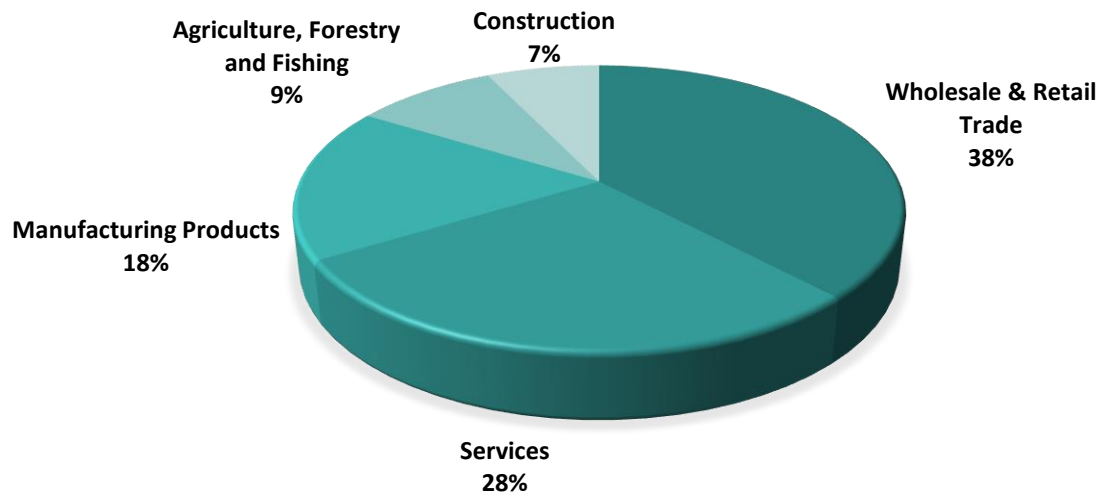
Loans by Regions	No of Loans	Approved Amount	Guarantee Amount
Ferizaj / Uroševac	370	15,088,700	7,310,550
Gjakovë / Djakovica	134	4,235,000	2,053,500
Gjilan /Gnjilane	240	8,185,345	3,897,213
Mitrovicë/ Mitrovica	217	7,731,700	3,534,800
Pejë / Peć	244	9,732,956	4,726,163
Prishtinë / Priština	2,098	80,631,205	38,657,303
Prizren	485	19,938,600	9,739,101
<b>Total</b>	<b>3,788</b>	<b>145,543,506</b>	<b>69,918,629</b>



# LOANS BY SECTOR

Main Sectors	No of Loans	Approved Amount	Guarantee Amount	No Of Employees	Proj. Employees.*	Projected new emoloyment
Wholesale & Retail Trade	1,394	55,236,542	26,723,251	5,665	7,475	1,810
Services	1,203	41,257,461	19,793,731	8,078	10,028	1,950
Manufacturing Products	640	25,445,050	12,021,605	3,522	4,457	935
Agriculture, Forestry and Fishing	323	13,173,026	6,326,679	982	1,429	447
Construction	228	10,431,426	5,053,363	1,856	2,311	455
<b>Total</b>	<b>3,788</b>	<b>145,543,506</b>	<b>69,918,629</b>	<b>20,103</b>	<b>25,700</b>	<b>5,597</b>

\* This is an estimation reported by the beneficiaries



# LOAN PURPOSE

Purpose of the Loans	Number of Loans	Approved Amount	Guarantee Amount
Construction, Renovation or Land	787	34,220,410	16,238,495
Equipment	980	40,159,280	19,332,076
Working Capital	1,384	49,915,084	24,291,092
Other	637	21,248,732	10,056,966
<b>Total</b>	<b>3,788</b>	<b>145,543,506</b>	<b>69,918,629</b>

