

Portfolio Development



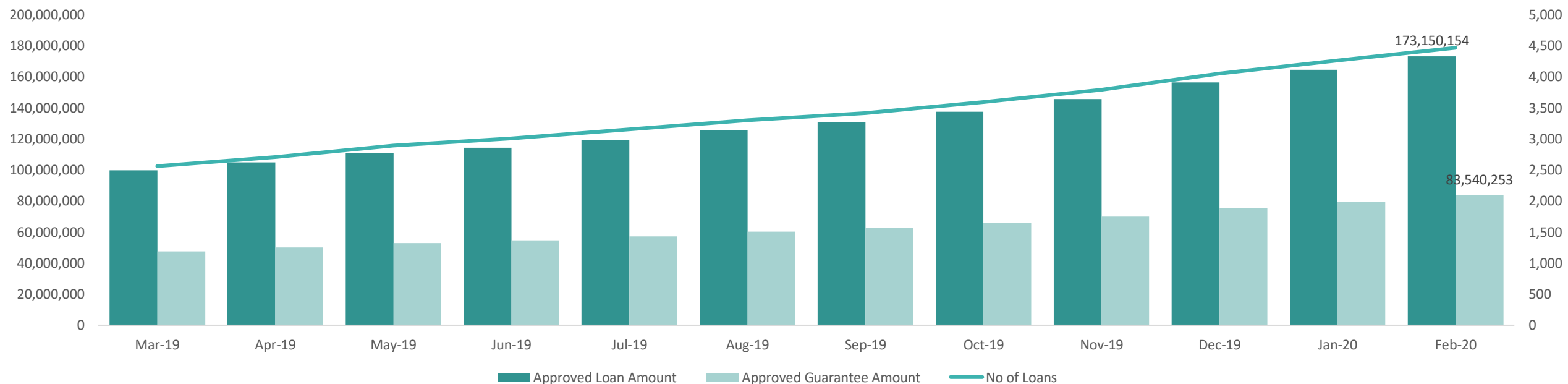
FONDI KOSOVAR PËR GARANCI KREDITORE
KOSOVSKI FOND ZA KREDITNO JEMSTVO
KOSOVO CREDIT GUARANTEE FUND



LOAN STATISTICS

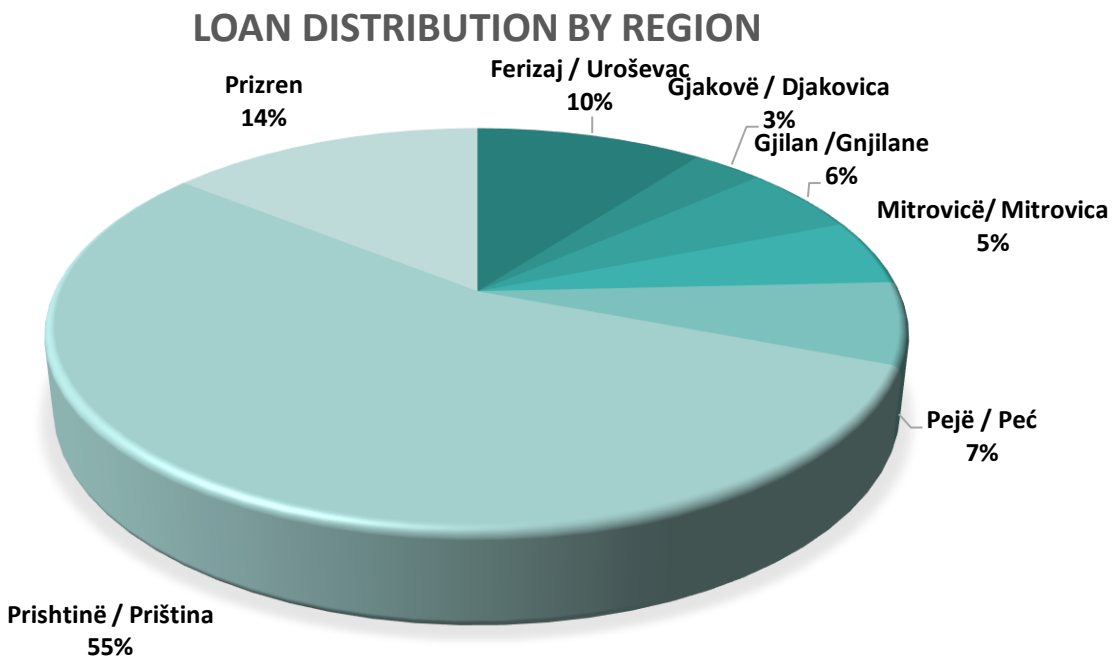
	Nov-19	Dec-19	Jan-20	Feb-20
Approved Loan Amount	145,543,506	156,304,752	164,327,054	173,150,154
Total Outstanding Loans	88,246,090	90,784,708	94,772,500	99,315,371
Approved Guarantee Amount	69,918,629	75,198,052	79,187,703	83,540,253
Total Outstanding Guarantees	42,534,781	43,885,949	45,960,292	48,228,596
No of Loans	3,788	4,052	4,260	4,466

APPROVED LOANS



LOAN DISTRIBUTION BY REGION

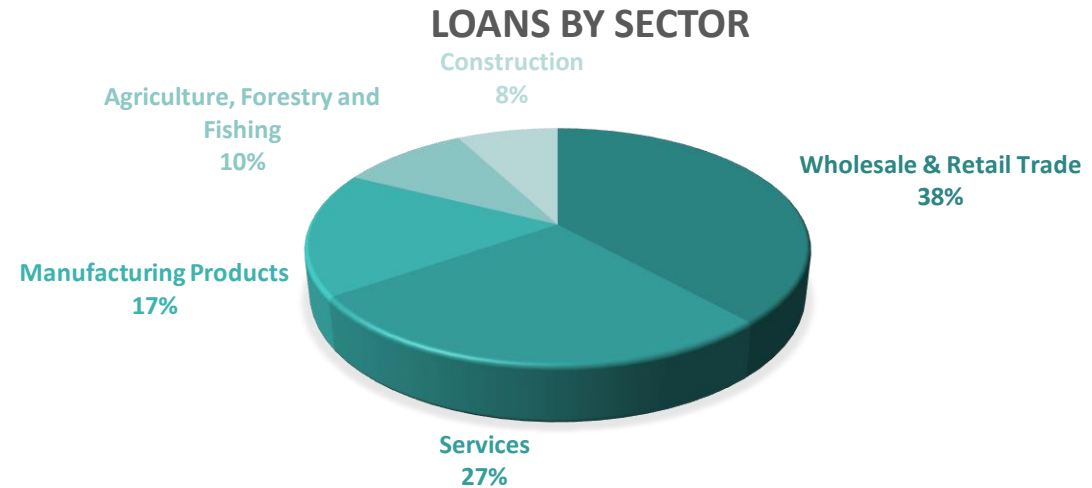
Loans by Regions	No of Loans	Approved Amount	Guarantee Amount
Ferizaj	441	17,771,902	8,649,551
Gjakovë	160	5,516,000	2,624,000
Gjilan	268	9,481,345	4,539,213
Mitrovicë	266	9,209,900	4,273,900
Pejë	288	11,485,742	5,596,056
Prishtinë	2,459	95,044,165	45,792,182
Prizren	584	24,641,100	12,065,351
Total	4,466	173,150,154	83,540,253



LOANS BY SECTOR

Main Sectors	No of Loans	Approved Amount	Guarantee Amount	No Of Employees	Proj. Employees.*	Projected new employment
Wholesale & Retail Trade	1,640	66,292,501	32,155,231	7,170	9,417	2,247
Services	1,359	46,858,361	22,586,181	9,085	11,284	2,199
Manufacturing Products	740	29,517,537	14,020,748	3,959	5,029	1,070
Agriculture, Forestry and Fishing	431	17,025,626	8,236,979	1,254	1,882	628
Construction	296	13,456,129	6,541,114	2,358	2,932	574
Total	4,466	173,150,154	83,540,253	23,826	30,544	6,718

* This is an estimation reported by the beneficiaries



FONDI KOSOVAR PËR GARANCI KREDITORE
KOSOVSKI FOND ZA KREDITNO JEMSTVO
KOSOVO CREDIT GUARANTEE FUND

LOAN PURPOSE

Purpose of the Loans	Number of Loans	Approved Amount	Guarantee Amount
Construction, Renovation or Land	866	37,999,510	18,078,045
Equipment	1,153	46,473,430	22,484,151
Working Capital	1,606	59,459,882	29,020,291
Other	841	29,217,332	13,957,766
Total	4,466	173,150,154	83,540,253

