

RAZVOJ PORTFELIJA



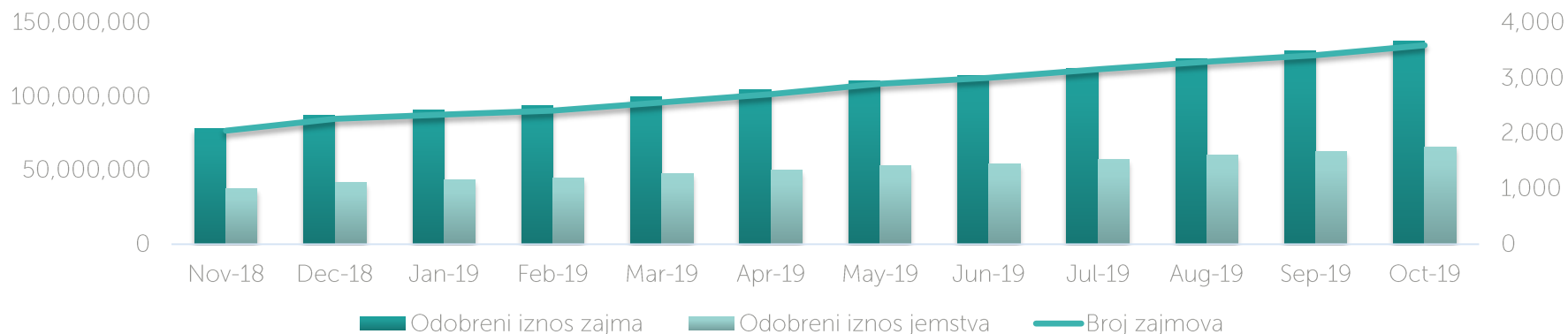
FONDI KOSOVAR PËR GARANCI KREDITORE
KOSOVSKI FOND ZA KREDITNO JEMSTVO
KOSOVO CREDIT GUARANTEE FUND



STATISTIKA O ZAJMOVIMA

| | Jul-19 | Aug-19 | Sep-19 | Oct-19 |
|--------------------------------|-------------|-------------|-------------|-------------|
| Odobreni iznos zajma | 119,289,853 | 125,578,053 | 130,712,613 | 137,264,077 |
| Ukupan preostali iznos zajma | 72,924,139 | 75,517,287 | 77,735,665 | 79,959,042 |
| Odobreni iznos jemstva | 57,100,652 | 60,122,652 | 62,670,682 | 65,911,014 |
| Ukupan preostali iznos jemstva | 34,969,731 | 36,229,788 | 37,387,963 | 38,523,357 |
| Broj zajmova | 3,154 | 3,295 | 3,413 | 3,589 |

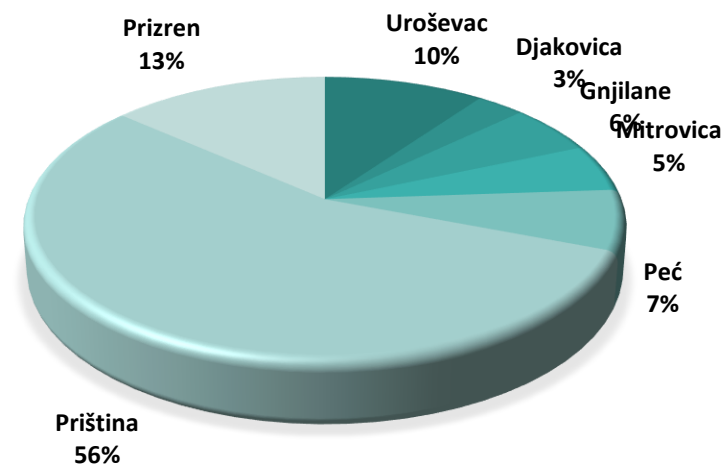
Odobreni zajma



PODELA ZAJMOVA PO REGIONU

| Zajmovi po regionu | Broj zajmova | Odobreni iznos | Iznos jemstva |
|--------------------|--------------|----------------|---------------|
| Uroševac | 343 | 13,696,200 | 6,632,300 |
| Djakovica | 129 | 4,132,000 | 2,002,000 |
| Gnjilane | 229 | 7,656,745 | 3,632,913 |
| Mitrovica | 207 | 7,323,600 | 3,333,750 |
| Peć | 234 | 9,469,526 | 4,605,048 |
| Priština | 1,992 | 76,348,905 | 36,604,653 |
| Prizren | 455 | 18,637,100 | 9,100,351 |
| Total | 3,589 | 137,264,077 | 65,911,014 |

PODELA ZAJMOVA PO REGIONU

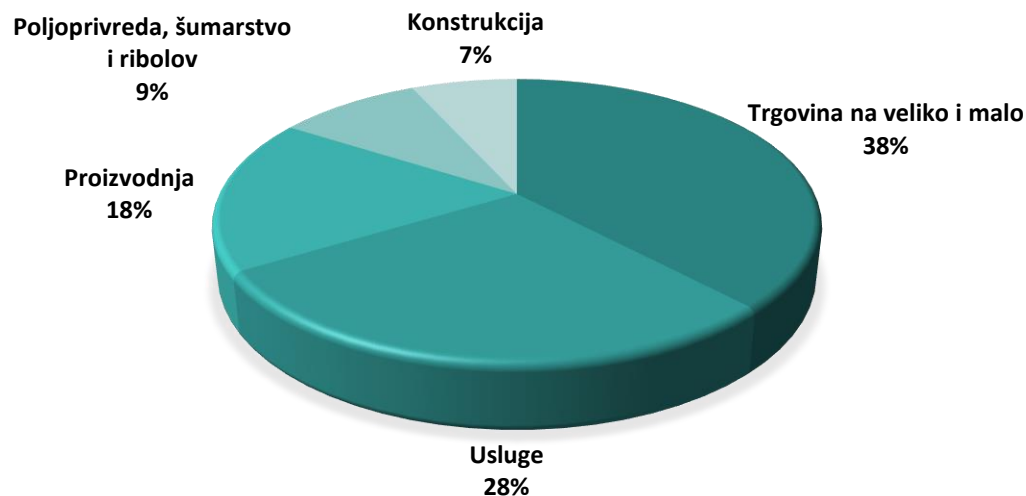


ZAJMOVI PO SEKTORIMA

| Glavni sektori | Broj zajmova | Odobreni iznos | Iznos jemstva | Broj zaposlenih | Predviđeni broj zaposlenih* |
|---------------------------------------|-----------------|--------------------|-------------------|--------------------|--------------------------------|
| Trgovina na veliko i malo | 1,318 | 52,049,013 | 25,211,586 | 5,252 | 6,955 |
| Usluge | 1,147 | 39,002,361 | 18,696,181 | 7,634 | 9,488 |
| Proizvodnja | 609 | 24,273,350 | 11,443,755 | 3,390 | 4,283 |
| Poljoprivreda, šumarstvo i ribolov | 308 | 12,614,926 | 6,047,629 | 944 | 1,375 |
| Konstrukcija | 207 | 9,324,426 | 4,511,863 | 1,718 | 2,126 |
| Ukupno | 3,589 | 137,264,077 | 65,911,014 | 18,938 | 24,227 |

* Ovo je procena koju su dali korisnici

ZAJMOVI PO SEKTORIMA



SVRHA ZAJMA

| Svrha zajmova | Broj zajmova | Odobreni iznos | Iznos jemstva |
|------------------------------|--------------|--------------------|-------------------|
| Izgradnja/Renoviranje/Zemlja | 754 | 32,816,710 | 15,567,645 |
| Oprema | 939 | 38,443,180 | 18,483,026 |
| Obrtni kapital | 1,295 | 46,299,055 | 22,514,077 |
| Drugo | 601 | 19,705,132 | 9,346,266 |
| Total | 3,589 | 137,264,077 | 65,911,014 |

