

RAZVOJ PORTFELIJA



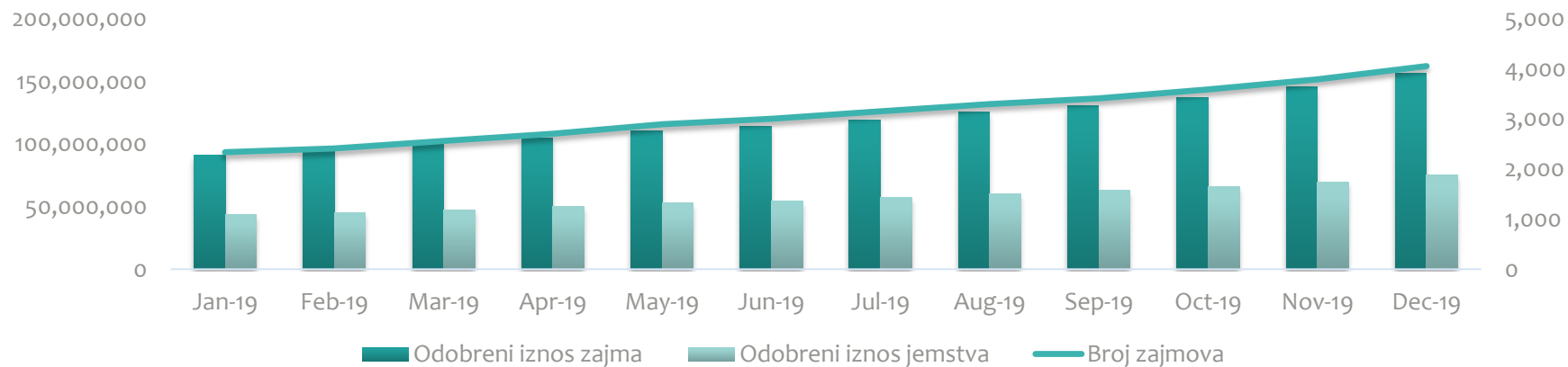
FONDI KOSOVAR PËR GARANCI KREDITORE
KOSOVSKI FOND ZA KREDITNO JEMSTVO
KOSOVO CREDIT GUARANTEE FUND



STATISTIKA O ZAJMOVIMA

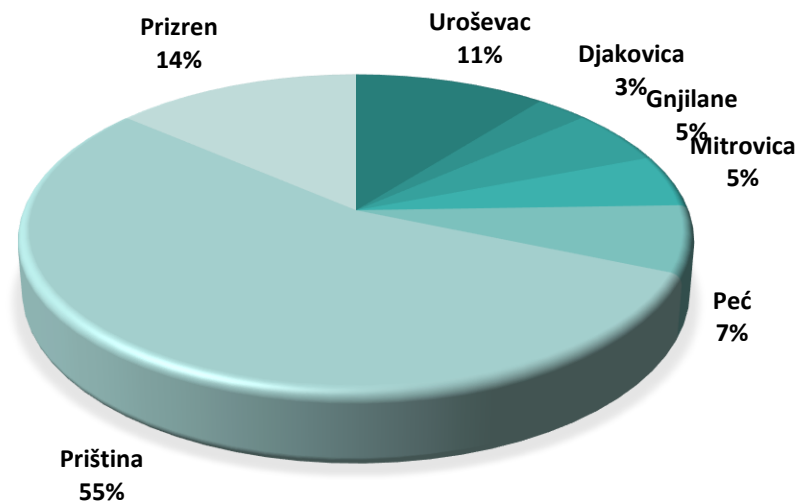
	Sep-19	Oct-19	Nov-19	Dec-19
Odobreni iznos zajma	130,712,613	137,264,077	145,543,506	156,304,752
Ukupan preostali iznos zajma	77,735,665	79,959,042	88,246,090	90,784,708
Odobreni iznos jemstva	62,670,682	65,911,014	69,918,629	75,198,052
Ukupan preostali iznos jemstva	37,387,963	38,523,357	42,534,781	43,885,949
Broj zajmova	3,413	3,589	3,788	4,052

Odobreni zajma



PODELA ZAJMOVA PO REGIONU

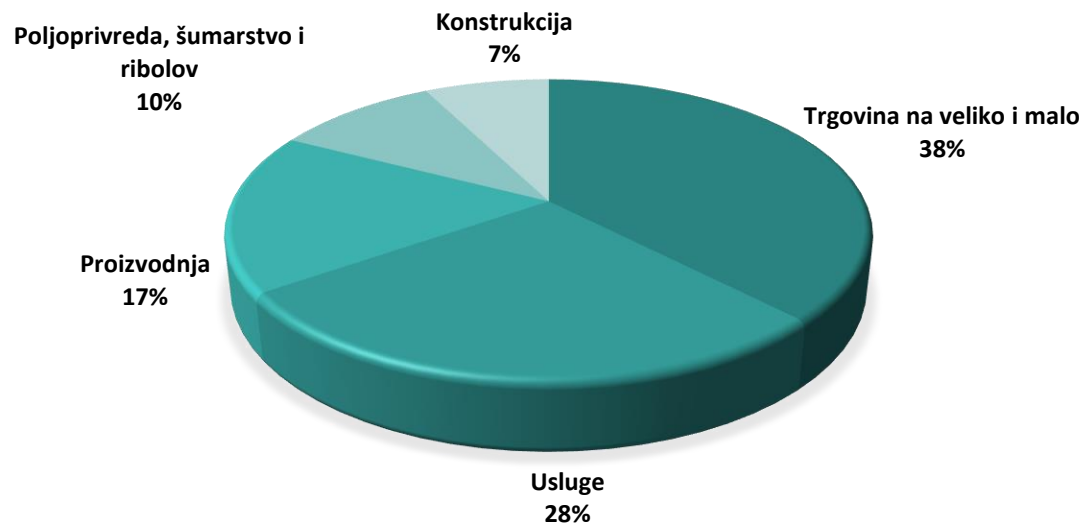
Zajmovi po regionu	Broj zajmova	Odobreni iznos	Iznos jemstva
Uroševac	409	16,680,200	8,103,700
Djakovica	142	4,581,000	2,204,500
Gnjilane	254	8,740,345	4,168,713
Mitrovica	233	8,252,200	3,795,050
Peć	267	10,747,742	5,233,556
Priština	2,227	85,837,665	41,194,932
Prizren	520	21,465,600	10,497,601
Total	4,052	156,304,752	75,198,052



ZAJMOVI PO SEKTORIMA

Glavni sektori	Broj zajmova	Odobreni iznos	Iznos jemstva	Broj zaposlenih	Predviđeni broj zaposlenih*
Trgovina na veliko i malo	1,481	58,930,501	28,524,231	6,097	8,049
Usluge	1,255	43,165,461	20,744,731	8,514	10,544
Proizvodnja	678	27,009,837	12,788,398	3,684	4,665
Poljoprivreda, šumarstvo i ribolov	386	15,450,526	7,453,429	1,103	1,652
Konstrukcija	252	11,748,426	5,687,263	2,085	2,577
Ukupno	4,052	156,304,752	75,198,052	21,483	27,487

* Ovo je procena koju su dali korisnici



SVRHA ZAJMA

Svrha zajmova	Broj zajmova	Odobreni iznos	Iznos jemstva
Izgradnja/Renoviranje/Zemlja	823	35,603,910	16,920,245
Oprema	1,067	43,408,930	20,951,901
Obrtni kapital	1,464	53,559,180	26,099,940
Drugo	698	23,732,732	11,225,966
Total	3,788	145,543,506	69,918,629

