

RAZVOJ PORTFELIJA



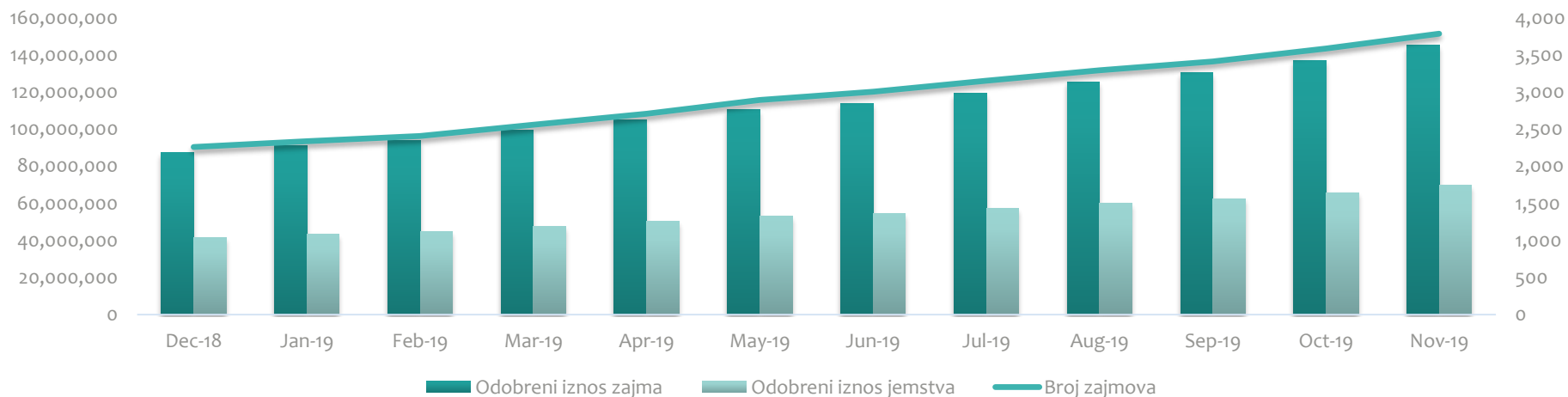
FONDI KOSOVAR PËR GARANCI KREDITORE
KOSOVSKI FOND ZA KREDITNO JEMSTVO
KOSOVO CREDIT GUARANTEE FUND



STATISTIKA O ZAJMOVIMA

	Aug-19	Sep-19	Oct-19	Nov-19
Odobreni iznos zajma	125,578,053	130,712,613	137,264,077	145,543,506
Ukupan preostali iznos zajma	75,517,287	77,735,665	79,959,042	88,246,090
Odobreni iznos jemstva	60,122,652	62,670,682	65,911,014	69,918,629
Ukupan preostali iznos jemstva	36,229,788	37,387,963	38,523,357	42,534,781
Broj zajmova	3,295	3,413	3,589	3,788

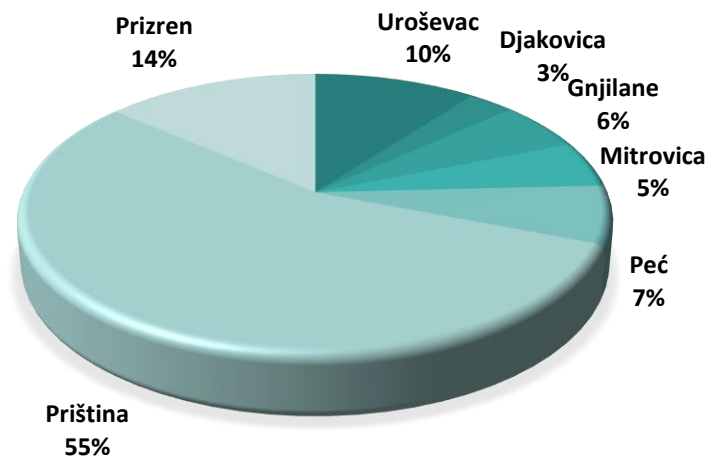
Odobreni zajma



PODELA ZAJMOVA PO REGIONU

Zajmovi po regionu	Broj zajmova	Odobreni iznos	Iznos jemstva
Uroševac	370	15,088,700	7,310,550
Djakovica	134	4,235,000	2,053,500
Gnjilane	240	8,185,345	3,897,213
Mitrovica	217	7,731,700	3,534,800
Peć	244	9,732,956	4,726,163
Priština	2,098	80,631,205	38,657,303
Prizren	485	19,938,600	9,739,101
Total	3,788	145,543,506	69,918,629

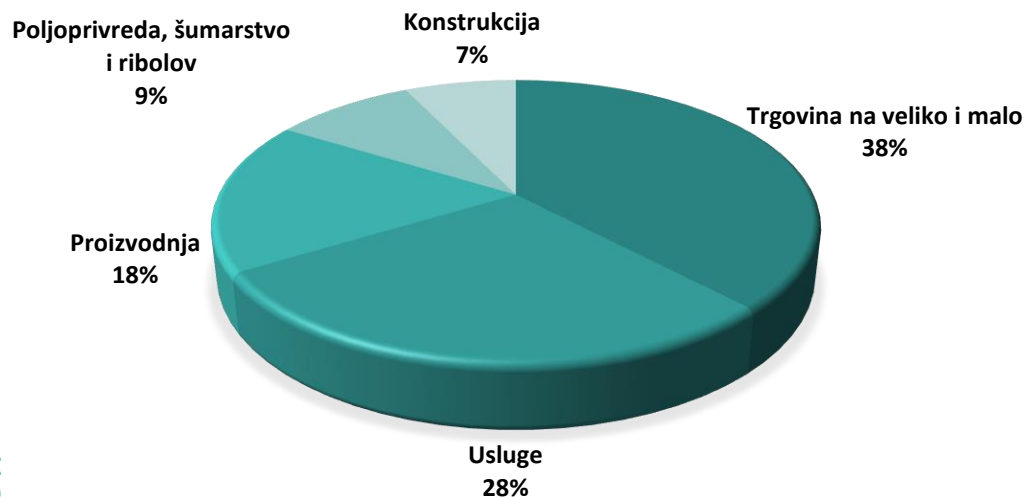
PODELA ZAJMOVA PO REGIONU



ZAJMOVI PO SEKTORIMA

Glavni sektori	Broj zajmova	Odobreni iznos	Iznos jemstva	Broj zaposlenih	Predviđeni broj zaposlenih*
Trgovina na veliko i malo	1,394	55,236,542	26,723,251	5,665	7,475
Usluge	1,203	41,257,461	19,793,731	8,078	10,028
Proizvodnja	640	25,445,050	12,021,605	3,522	4,457
Poljoprivreda, šumarstvo i ribolov	323	13,173,026	6,326,679	982	1,429
Konstrukcija	228	10,431,426	5,053,363	1,856	2,311
Ukupno	3,788	145,543,506	69,918,629	20,103	25,700

* Ovo je procena koju su dali korisnici



SVRHA ZAJMA

Svrha zajmova	Broj zajmova	Odobreni iznos	Iznos jemstva
Izgradnja/Renoviranje/Zemlja	787	34,220,410	16,238,495
Oprema	980	40,159,280	19,332,076
Obrtni kapital	1,384	49,915,084	24,291,092
Drugo	637	21,248,732	10,056,966
Total	3,788	145,543,506	69,918,629

