

Portfolio Development



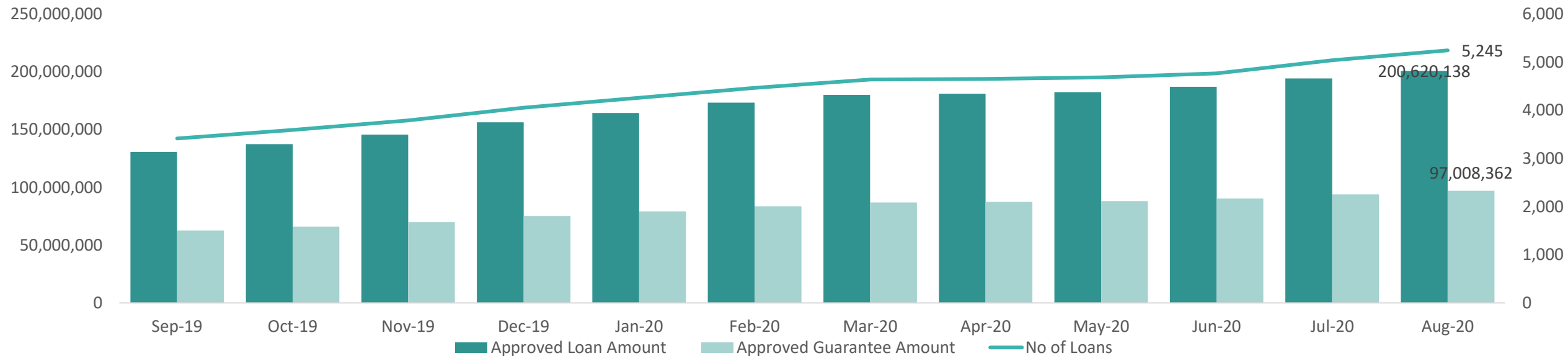
LOAN STATISTICS



FONDI KOSOVAR PËR GARANCI KREDITORE
KOSOVSKI FOND ZA KREDITNO JEMSTVO
KOSOVO CREDIT GUARANTEE FUND

	May-20	Jun-20	Jul-20	Aug-20
Approved Loan Amount	182,237,519	186,957,851	194,109,010	200,620,138
Total Outstanding Loans	103,185,052	105,684,530	108,010,021	108,446,247
Approved Guarantee Amount	87,983,843	90,285,102	93,822,341	97,008,362
Total Outstanding Guarantees	50,140,268	51,361,645	52,504,024	52,722,344
No of Loans	4,681	4,765	5,039	5,245

APPROVED LOANS



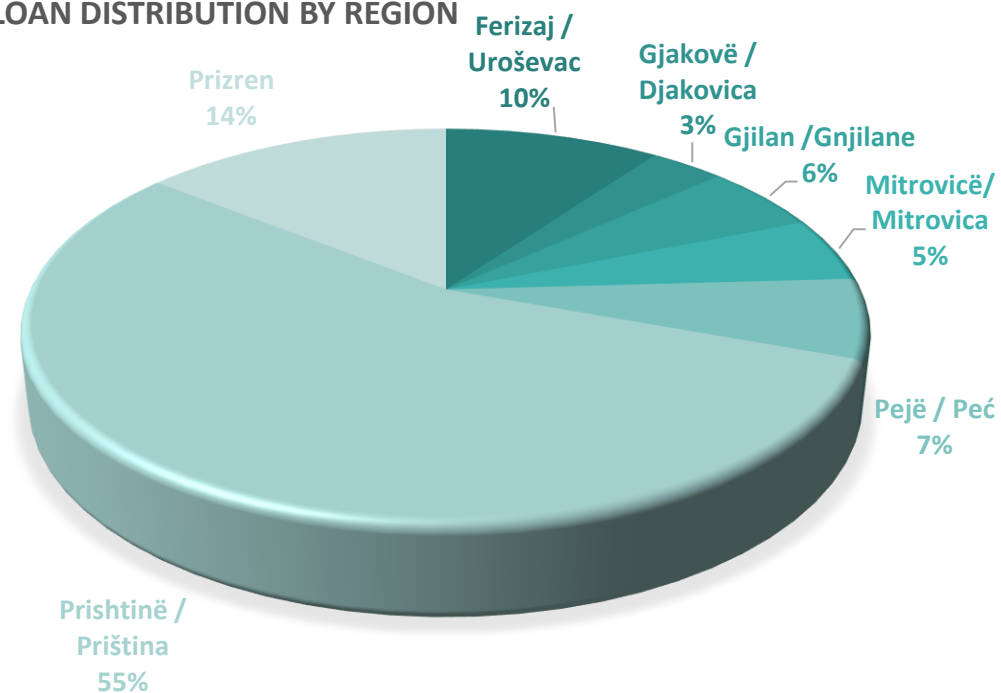
LOAN DISTRIBUTION BY REGION



FONDI KOSOVAR PËR GARANCI KREDITORE
KOSOVSKI FOND ZA KREDITNO JEMSTVO
KOSOVO CREDIT GUARANTEE FUND

Loans by Regions	No of Loans	Approved Amount	Guarantee Amount
Ferizaj / Uroševac	501	19,847,889	9,671,561
Gjakovë / Djakovica	201	6,838,000	3,275,000
Gjilan /Gnjilane	309	11,091,500	5,298,790
Mitrovicë/ Mitrovica	311	10,567,492	4,952,696
Pejë / Peć	334	13,090,700	6,398,535
Prishtinë / Priština	2,921	110,623,208	53,395,904
Prizren	668	28,561,349	14,015,875
Total	5,245	200,620,138	97,008,362

LOAN DISTRIBUTION BY REGION



LOANS BY SECTOR

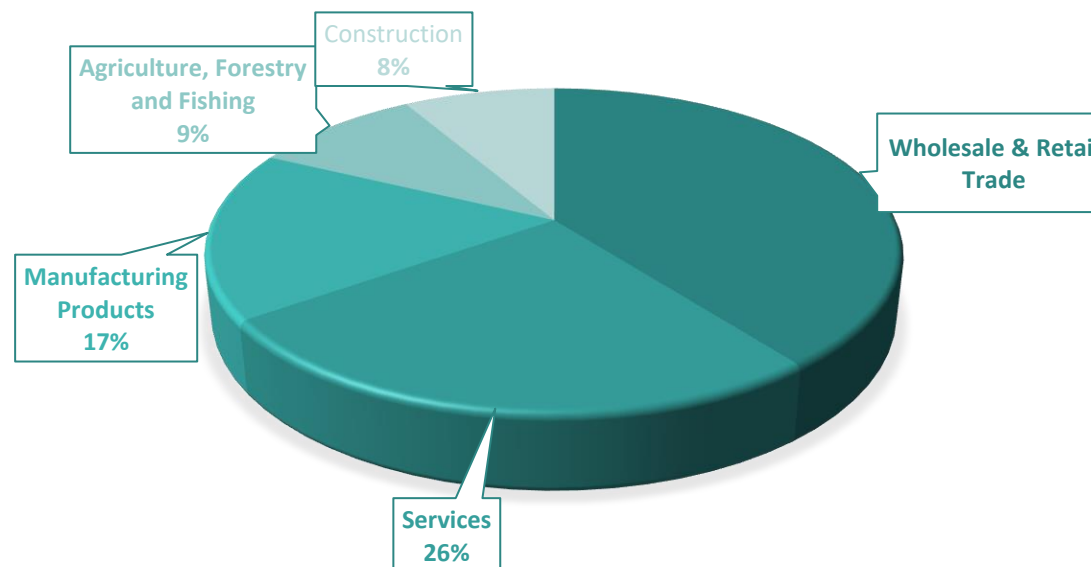


FONDI KOSOVAR PËR GARANCI KREDITORE
KOSOVSKI FOND ZA KREDITNO JEMSTVO
KOSOVO CREDIT GUARANTEE FUND

Main Sectors	No of Loans	Approved Amount	Guarantee Amount	No Of Employees	Proj. Employees.*
Wholesale & Retail Trade	1,984	79,240,777	38,541,117	8,480	11,156
Services	1,536	51,617,958	24,928,839	10,202	12,669
Manufacturing Products	855	33,927,518	16,144,548	4,669	5,947
Agriculture, Forestry and Fishing	485	18,907,300	9,165,816	1,381	2,120
Construction	385	16,926,585	8,228,042	2,926	3,667
Total	5,039	194,109,010	93,822,341	26,544	34,120

* This is an estimation reported by the beneficiaries

KREDITË SIPAS SEKTORËVE



LOAN PURPOSE



FONDI KOSOVAR PËR GARANCI KREDITORE
KOSOVSKI FOND ZA KREDITNO JEMSTVO
KOSOVO CREDIT GUARANTEE FUND

Purpose of the Loans	Number of Loans	Approved Amount	Guarantee Amount
Construction, Renovation or Land	917	39,667,069	18,866,234
Equipment	1,216	48,578,560	23,526,076
Working Capital	1,974	71,477,825	34,943,711
Other	1,138	40,896,684	19,672,342
Total	5,039	194,109,010	93,822,341

