

Portfolio Development

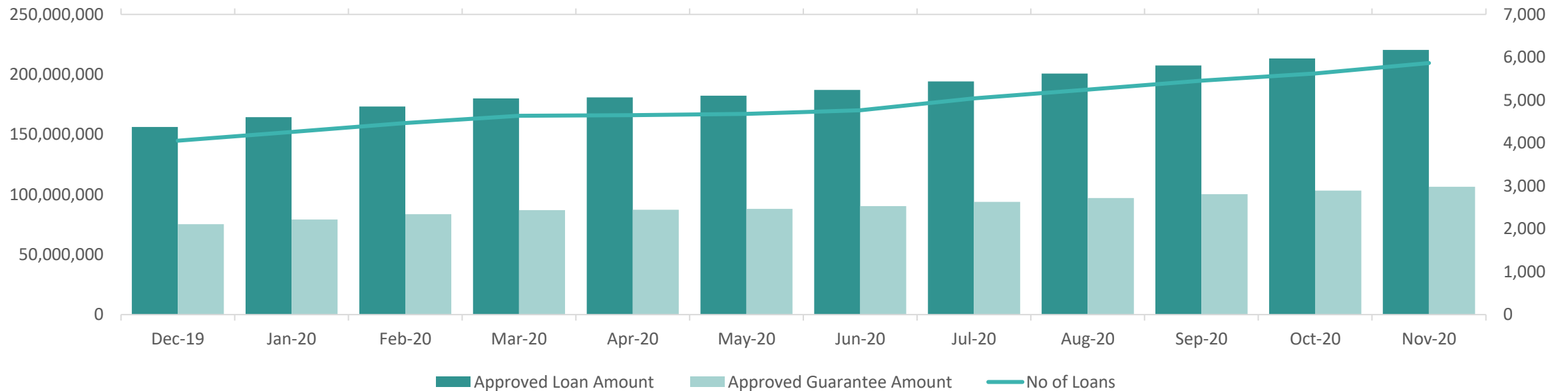


LOAN STATISTICS



FONDI KOSOVAR PËR GARANCI KREDITORE
KOSOVSKI FOND ZA KREDITNO JEMSTVO
KOSOVO CREDIT GUARANTEE FUND

	Aug-20	Sep-20	Oct-20	Nov-20
Approved Loan Amount	200,620,138	207,338,986	213,299,323	220,286,086
Total Outstanding Loans	108,446,247	110,515,432	105,684,530	112,057,405
Approved Guarantee Amount	97,008,362	100,211,029	103,200,097	106,528,479
Total Outstanding Guarantees	52,722,344	53,748,747	51,361,645	54,769,586
No of Loans	5,245	5,451	5,623	5,865



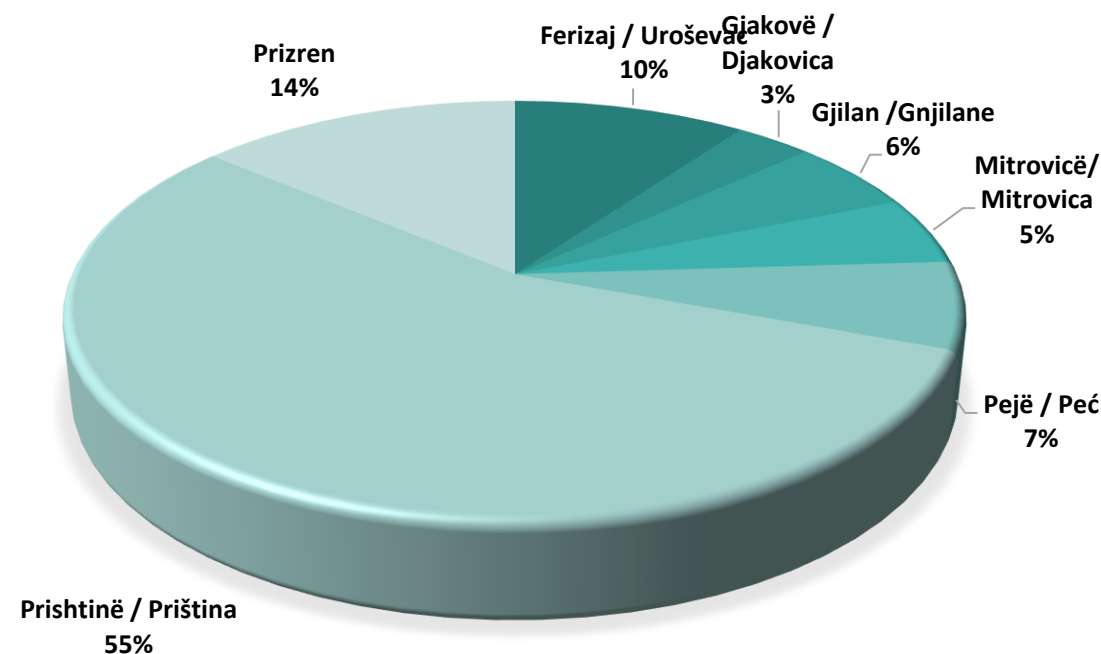
LOAN DISTRIBUTION BY REGION



FONDI KOSOVAR PËR GARANCI KREDITORE
KOSOVSKI FOND ZA KREDITNO JEMSTVO
KOSOVO CREDIT GUARANTEE FUND

Loans by Regions	No of Loans	Approved Amount	Guarantee Amount
Ferizaj / Uroševac	559	21,898,200	10,671,460
Gjakovë / Djakovica	221	7,232,300	3,458,950
Gjilan /Gnjilane	358	12,265,750	5,881,815
Mitrovicë/ Mitrovica	355	11,494,800	5,408,750
Pejë / Peć	379	14,797,200	7,229,785
Prishtinë / Priština	3,258	122,106,136	58,924,668
Prizren	735	30,491,700	14,953,051
Total	5,865	220,286,086	106,528,479

LOAN DISTRIBUTION BY REGION




LOANS BY SECTOR



FONDI KOSOVAR PËR GARANCI KREDITORE
KOSOVSKI FOND ZA KREDITNO JEMSTVO
KOSOVO CREDIT GUARANTEE FUND

Main Sectors	No of Loans	Approved Amount	Guarantee Amount
Wholesale & Retail Trade	2,238	87,396,235	42,578,598
Services	1,698	55,870,051	26,958,186
Manufacturing Products	956	37,557,800	17,824,580
Agriculture, Forestry and Fishing	512	19,686,500	9,552,416
Construction	461	19,775,500	9,614,700
Total	5,865	220,286,086	106,528,479

* This is an estimation reported by the beneficiaries



LOAN PURPOSE



FONDI KOSOVAR PËR GARANCI KREDITORE
KOSOVSKI FOND ZA KREDITNO JEMSTVO
KOSOVO CREDIT GUARANTEE FUND

Purpose of the Loans	Number of Loans	Approved Amount	Guarantee Amount
Construction, Renovation or Land	959	41,201,100	19,585,140
Equipment	1,300	51,156,545	24,770,469
Working Capital	2,235	78,889,341	38,562,121
Other	1,371	49,039,100	23,610,750
Total	5,865	220,286,086	106,528,479

