

Portfolio Development



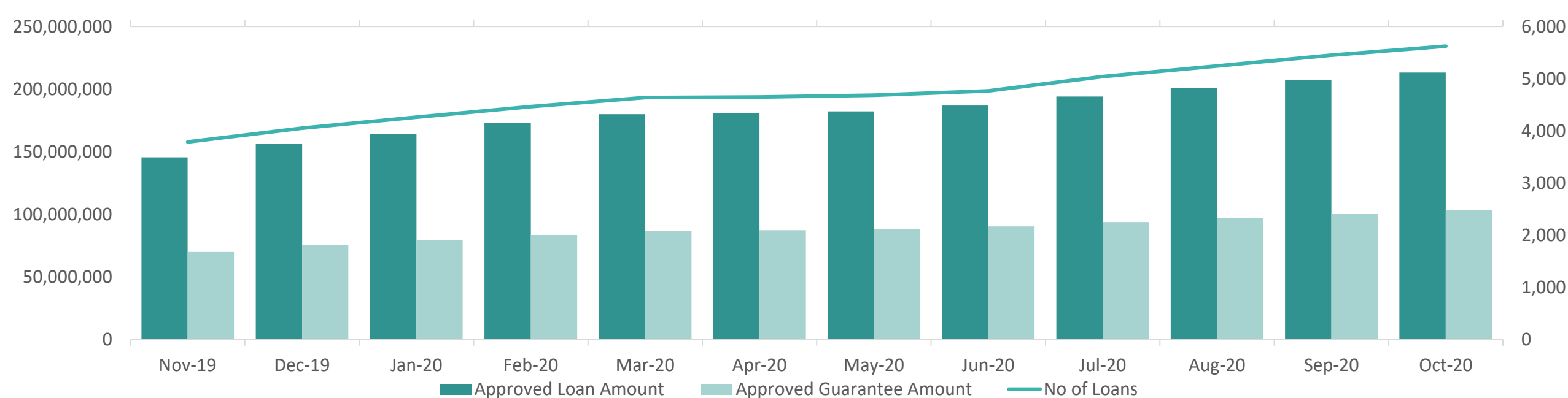
LOAN STATISTICS



FONDI KOSOVAR PËR GARANCI KREDITORE
KOSOVSKI FOND ZA KREDITNO JEMSTVO
KOSOVO CREDIT GUARANTEE FUND

	Jul-20	Aug-20	Sep-20	Oct-20
Approved Loan Amount	194,109,010	200,620,138	207,338,986	213,299,323
Total Outstanding Loans	108,010,021	108,446,247	110,515,432	105,684,530
Approved Guarantee Amount	93,822,341	97,008,362	100,211,029	103,200,097
Total Outstanding Guarantees	52,504,024	52,722,344	53,748,747	51,361,645
No of Loans	5,039	5,245	5,451	5,623

Chart Title



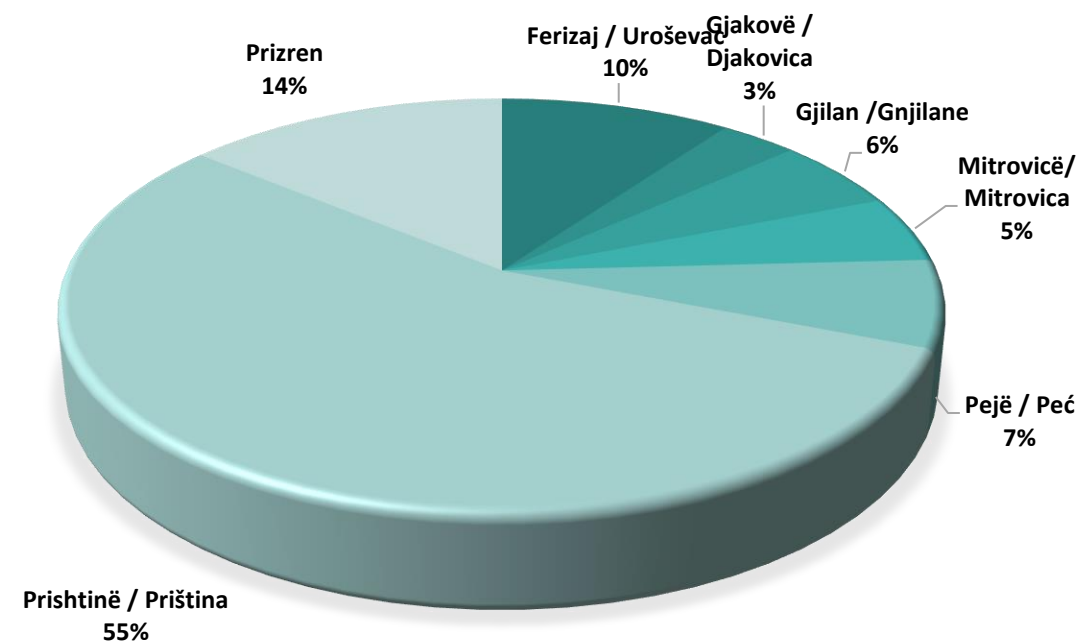
LOAN DISTRIBUTION BY REGION



FONDI KOSOVAR PËR GARANCI KREDITORE
KOSOVSKI FOND ZA KREDITNO JEMSTVO
KOSOVO CREDIT GUARANTEE FUND

Loans by Regions	No of Loans	Approved Amount	Guarantee Amount
Ferizaj / Uroševac	535	21,286,700	10,387,310
Gjakovë / Djakovica	219	7,181,800	3,433,700
Gjilan /Gnjilane	346	11,914,750	5,706,315
Mitrovicë/ Mitrovica	340	11,113,300	5,222,000
Pejë / Peć	372	14,592,704	7,136,537
Prishtinë / Priština	3,098	117,342,869	56,651,435
Prizren	712	29,867,200	14,662,801
Total	5,622	213,299,323	103,200,098

LOAN DISTRIBUTION BY REGION



LOANS BY SECTOR

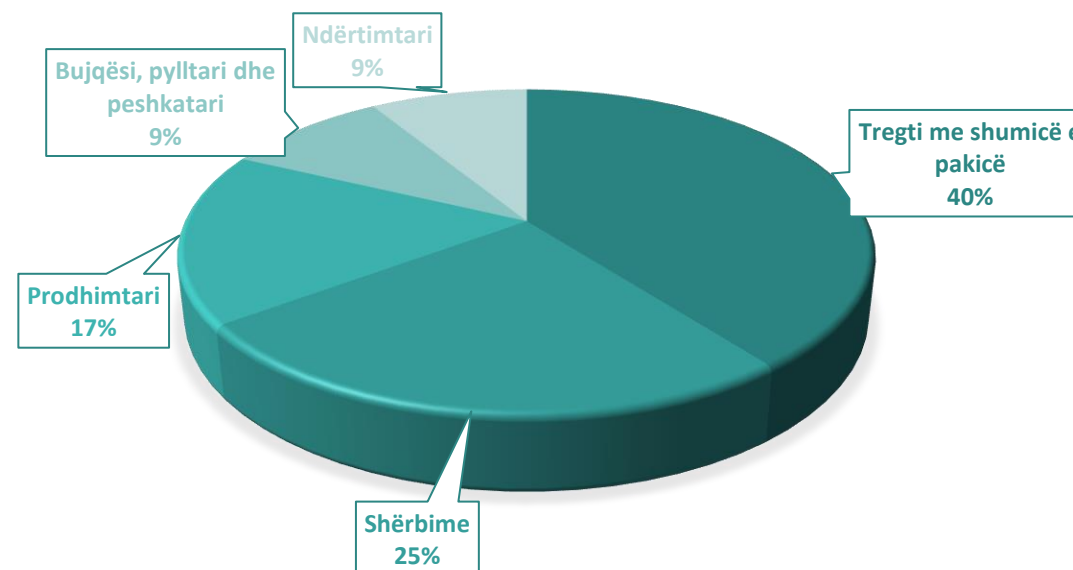


FONDI KOSOVAR PËR GARANCI KREDITORE
KOSOVSKI FOND ZA KREDITNO JEMSTVO
KOSOVO CREDIT GUARANTEE FUND

Main Sectors	No of Loans	Approved Amount	Guarantee Amount	No Of Employees	Proj. Employees.*
Wholesale & Retail Trade	2,135	84,323,221	41,079,690	9,103	11,932
Services	1,626	54,023,477	26,090,898	10,332	12,947
Manufacturing Products	929	36,728,800	17,461,880	5,003	6,413
Agriculture, Forestry and Fishing	502	19,526,326	9,472,329	1,427	2,189
Construction	430	18,697,500	9,095,300	3,096	3,881
Total	5,622	213,299,323	103,200,098	28,961	37,362

* This is an estimation reported by the beneficiaries

KREDITË SIPAS SEKTORËVE



LOAN PURPOSE



FONDI KOSOVAR PËR GARANCI KREDITORE
KOSOVSKI FOND ZA KREDITNO JEMSTVO
KOSOVO CREDIT GUARANTEE FUND

Purpose of the Loans	Number of Loans	Approved Amount	Guarantee Amount
Construction,Renovation or Land	929	40,260,926	19,152,453
Equipment	1,248	49,558,545	24,015,869
Working Capital	2,135	76,142,852	37,244,076
Other	1,310	47,337,000	22,787,700
Total	5,622	213,299,323	103,200,098

