

# Portfolio Development



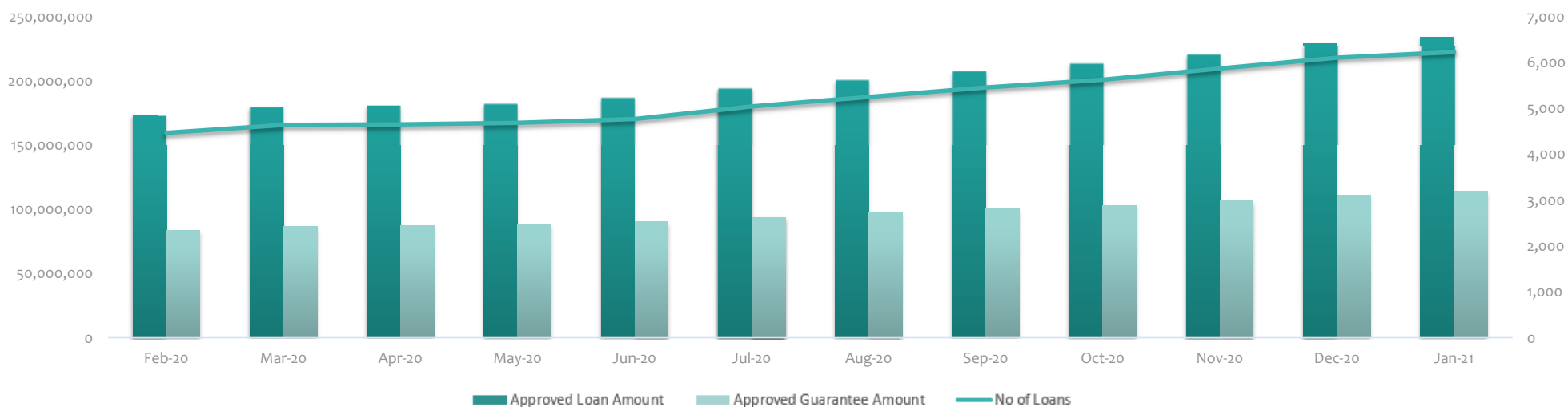
# LOAN STATISTICS



FONDI KOSOVAR PËR GARANCI KREDITORE  
KOSOVSKI FOND ZA KREDITNO JEMSTVO  
KOSOVO CREDIT GUARANTEE FUND

	Oct-20	Nov-20	Dec-20	Jan-21
Approved Loan Amount	213,299,323	220,286,086	228,978,171	234,092,621
Total Outstanding Loans	105,684,530	112,057,405	115,006,881	114,416,662
Approved Guarantee Amount	103,200,097	106,528,479	110,778,122	113,458,262
Total Outstanding Guarantees	51,361,645	54,769,586	55,958,409	55,878,924
No of Loans	5,623	5,865	6,103	6,224

## Approved Loans

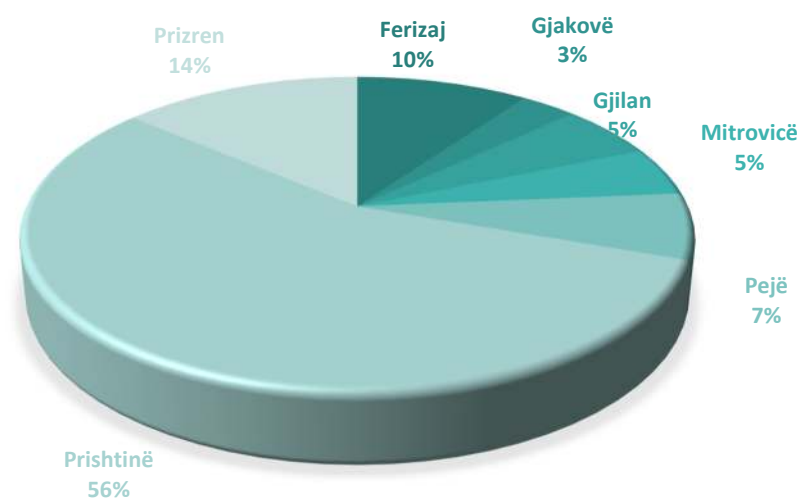


# LOAN DISTRIBUTION BY REGION



FONDI KOSOVAR PËR GARANCI KREDITORE  
KOSOVSKI FOND ZA KREDITNO JEMSTVO  
KOSOVO CREDIT GUARANTEE FUND

Loans by Regions	No of Loans	Approved Amount	Guarantee Amount
Ferizaj / Uroševac	12	23,025,500	11,238,110
Gjakovë / Djakovica	229	7,490,300	3,583,950
Gjilan /Gnjilane	375	13,016,450	6,249,565
Mitrovicë/ Mitrovica	367	11,793,800	5,554,250
Pejë / Peć	397	15,837,400	7,713,785
Prishtinë / Priština	3,493	130,712,471	63,309,251
Prizren	776	32,216,700	15,809,351
<b>Total</b>	<b>6,224</b>	<b>234,092,621</b>	<b>113,458,262</b>



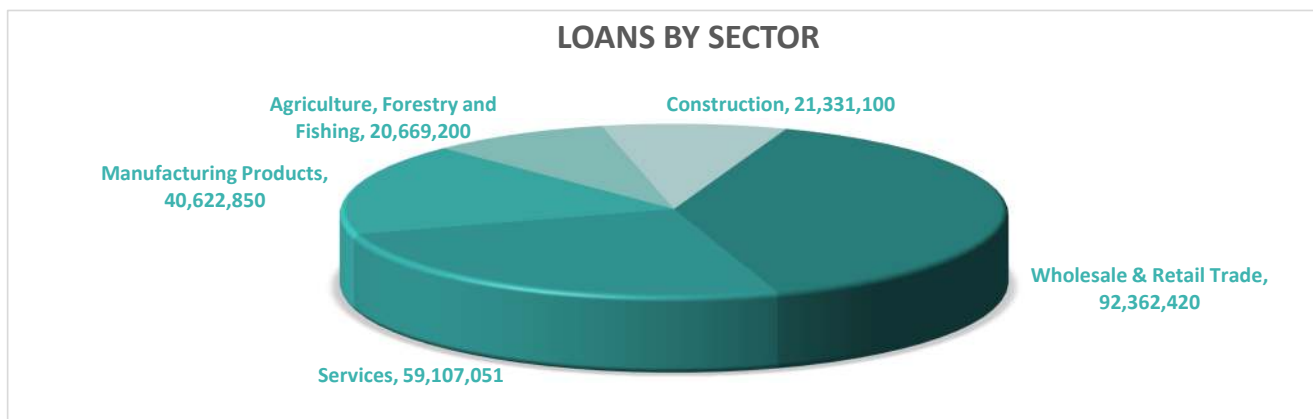
# LOANS BY SECTOR



FONDI KOSOVAR PËR GARANCI KREDITORE  
KOSOVSKI FOND ZA KREDITNO JEMSTVO  
KOSOVO CREDIT GUARANTEE FUND

Main Sectors	No of Loans	Approved Amount	Guarantee Amount	No Of Employees	Proj. Employees.*
Wholesale & Retail Trade	2,371	92,362,420	45,083,490	10,312	13,528
Services	1,781	59,107,051	28,550,886	11,459	14,388
Manufacturing Products	1,020	40,622,850	19,387,140	5,625	7,240
Agriculture, Forestry and Fishing	543	20,669,200	10,045,526	1,512	2,326
Construction	509	21,331,100	10,391,220	3,713	4,629
<b>Total</b>	<b>6,224</b>	<b>234,092,621</b>	<b>113,458,262</b>	<b>32,621</b>	<b>42,111</b>

\* This is an estimation reported by the beneficiaries



# LOAN PURPOSE



FONDI KOSOVAR PËR GARANCI KREDITORE  
KOSOVSKI FOND ZA KREDITNO JEMSTVO  
KOSOVO CREDIT GUARANTEE FUND

Purpose of the Loans	Number of Loans	Approved Amount	Guarantee Amount
Construction, Renovation or Land	991	42,294,700	20,121,840
Equipment	1,362	53,662,280	26,022,691
Working Capital	2,371	84,441,841	41,344,671
Other	1,500	53,693,800	25,969,060
<b>Total</b>	<b>6,224</b>	<b>234,092,621</b>	<b>113,458,262</b>

