

# Portfolio Development



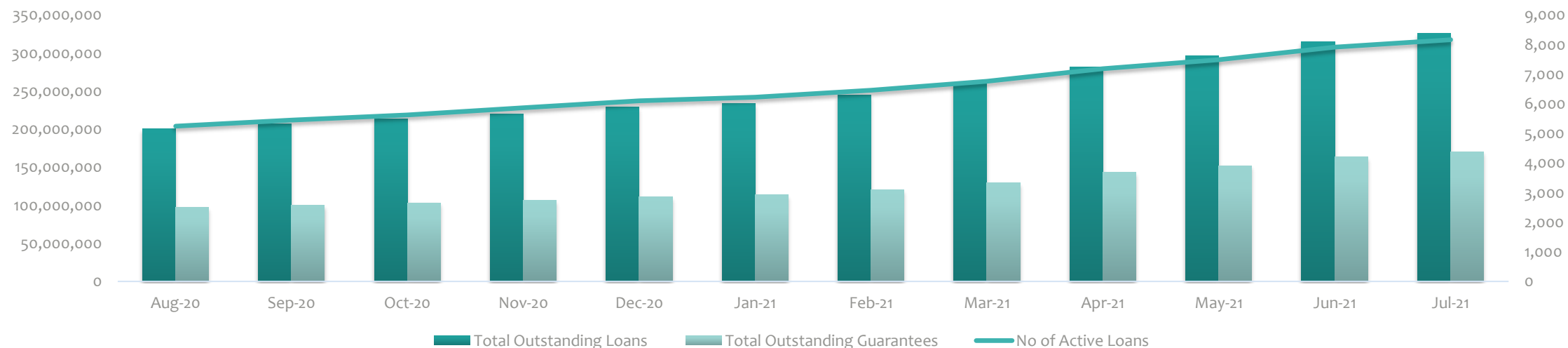
# LOAN STATISTICS



FONDI KOSOVAR PËR GARANCI KREDITORE  
KOSOVSKI FOND ZA KREDITNO JEMSTVO  
KOSOVO CREDIT GUARANTEE FUND

	Apr-21	May-21	Jun-21	Jul-21
Approved Loan Amount	282,047,026	296,563,226	315,268,026	325,969,626
Total Outstanding Loans	146,047,648	155,213,123	167,105,079	170,009,190
Approved Guarantee Amount	143,331,229	152,168,119	164,101,749	170,402,624
Total Outstanding Guarantees	77,239,645	83,314,095	91,889,508	94,053,139
No of Loans	7,183	7,487	7,914	8,166

## Approved Loans and Guarantees

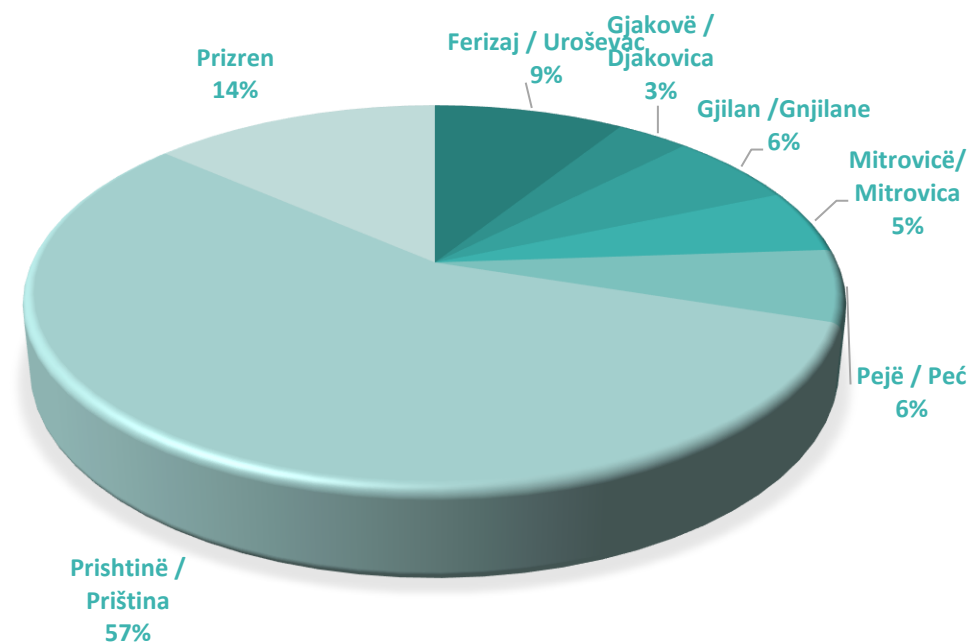


# LOAN DISTRIBUTION BY REGION



FONDI KOSOVAR PËR GARANCI KREDITORE  
KOSOVSKI FOND ZA KREDITNO JEMSTVO  
KOSOVO CREDIT GUARANTEE FUND

Loans by Regions	No of Loans	Approved Amount	Guarantee Amount
Ferizaj / Uroševac	752	29,191,200	15,029,160
Gjakovë / Djakovica	310	11,146,800	5,709,000
Gjilan /Gnjilane	497	20,146,950	10,487,115
Mitrovicë/ Mitrovica	461	17,394,400	8,357,800
Pejë / Peć	492	19,969,400	10,050,685
Prishtinë / Priština	4,625	183,951,976	97,710,143
Prizren	1,029	44,168,900	23,058,721
<b>Total</b>	<b>8,166</b>	<b>325,969,626</b>	<b>170,402,624</b>



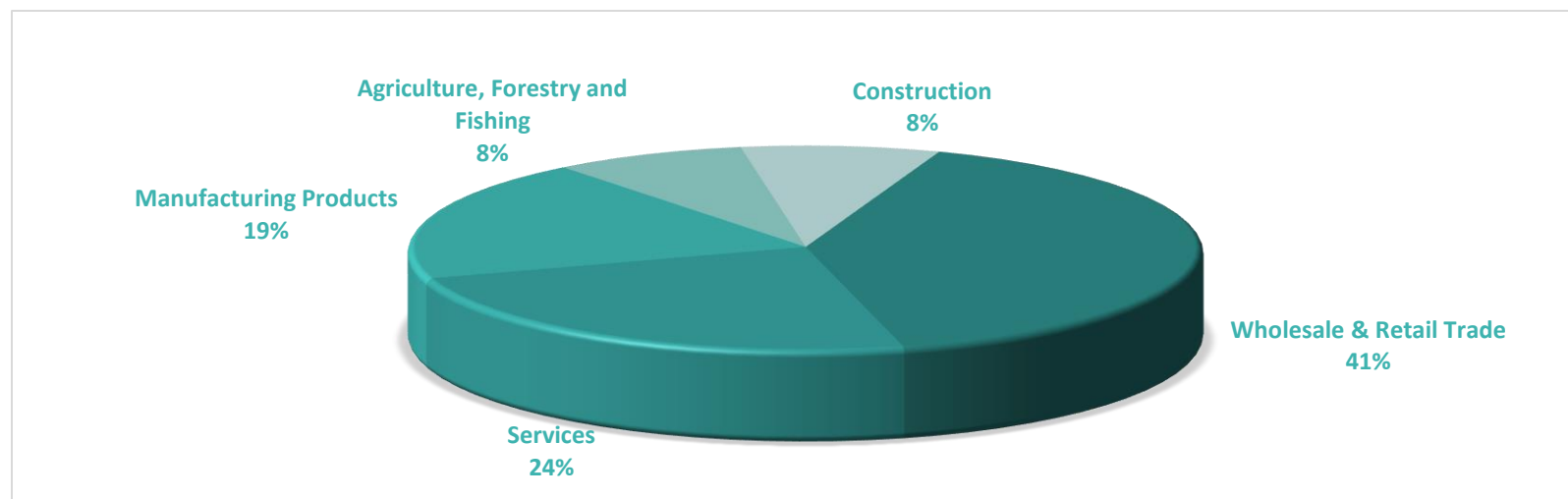
# LOANS BY SECTOR



FONDI KOSOVAR PËR GARANCI KREDITORE  
KOSOVSKI FOND ZA KREDITNO JEMSTVO  
KOSOVO CREDIT GUARANTEE FUND

Main Sectors	No of Loans	Approved Amount	Guarantee Amount	No Of Employees	Proj. Employees.*
Wholesale & Retail Trade	3,184	131,929,460	68,829,682	14,573	19,058
Services	2,234	78,219,541	40,708,086	14,760	18,584
Manufacturing Products	1,388	63,032,625	34,061,080	9,111	11,714
Agriculture, Forestry and Fishing	720	25,983,300	13,363,256	1,976	2,996
Construction	640	26,804,700	13,440,520	5,249	6,563
<b>Total</b>	<b>8,166</b>	<b>325,969,626</b>	<b>170,402,624</b>	<b>45,669</b>	<b>58,915</b>

\* This is an estimation reported by the beneficiaries



# LOAN PURPOSE



FONDI KOSOVAR PËR GARANCI KREDITORE  
KOSOVSKI FOND ZA KREDITNO JEMSTVO  
KOSOVO CREDIT GUARANTEE FUND

Purpose of the Loans	Number of Loans	Approved Amount	Guarantee Amount
Construction,Renovation or Land	1,288	57,322,000	29,362,540
Equipment	1,824	72,312,935	38,207,134
Working Capital	3,293	132,055,041	71,104,701
Other	1,761	64,279,650	31,728,250
<b>Total</b>	<b>8,166</b>	<b>325,969,626</b>	<b>170,402,624</b>

