

Portfolio Development



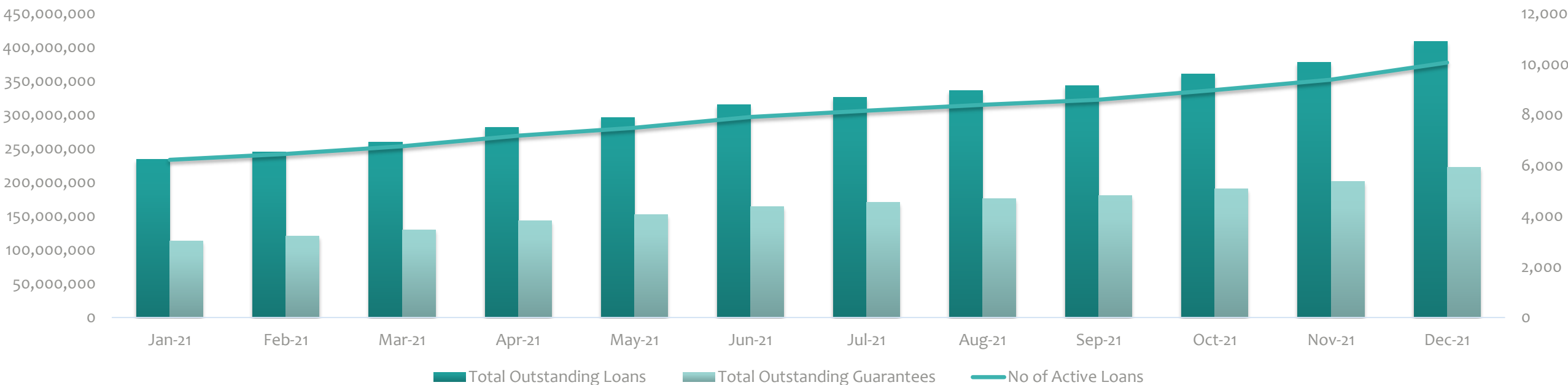
LOAN STATISTICS



FONDI KOSOVAR PËR GARANCI KREDITORE
KOSOVSKI FOND ZA KREDITNO JEMSTVO
KOSOVO CREDIT GUARANTEE FUND

	Sep-21	Oct-21	Nov-21	Dec-21
Approved Loan Amount	343,679,347	360,706,811	377,766,831	408,731,981
Total Outstanding Loans	175,535,699	184,751,174	193,752,157	216,505,367
Approved Guarantee Amount	180,342,300	190,378,547	200,896,687	221,836,232
Total Outstanding Guarantees	97,736,542	103,532,405	109,627,105	126,118,427
No of Loans	8,602	8,982	9,391	10,064

Approved Loans and Guarantees

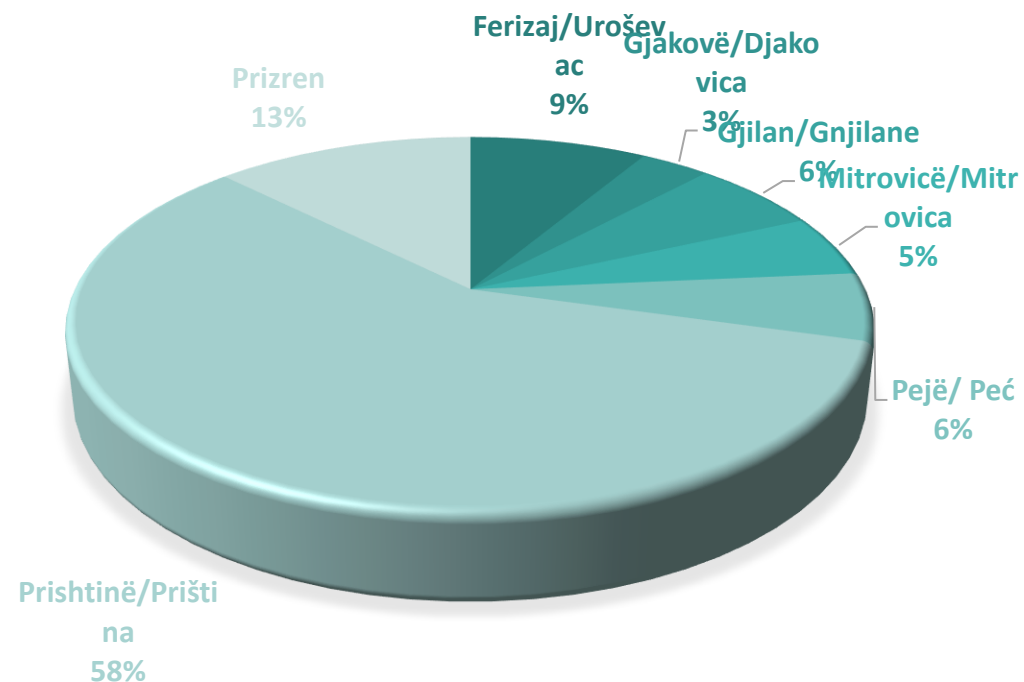


LOAN DISTRIBUTION BY REGION



FONDI KOSOVAR PËR GARANCI KREDITORE
KOSOVSKI FOND ZA KREDITNO JEMSTVO
KOSOVO CREDIT GUARANTEE FUND

Loans by Regions	No of Loans	Approved Amount	Guarantee Amount
Ferizaj / Uroševac	911	35,014,000	18,534,660
Gjakovë / Djakovica	404	13,690,900	7,300,940
Gjilan /Gnjilane	651	25,899,650	14,024,365
Mitrovicë/ Mitrovica	564	21,714,800	10,705,000
Pejë / Peć	600	23,952,200	12,557,335
Prishtinë / Priština	5,729	237,336,081	131,405,191
Prizren	1,205	51,124,350	27,308,741
Total	10,064	408,731,981	221,836,232



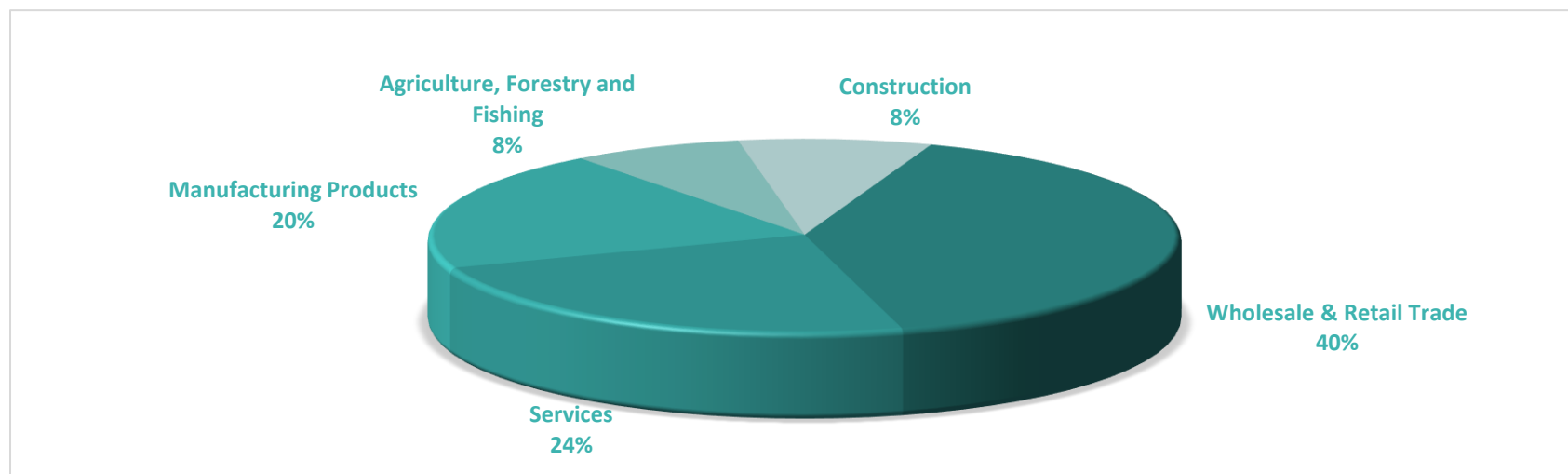
LOANS BY SECTOR



FONDI KOSOVAR PËR GARANCI KREDITORE
KOSOVSKI FOND ZA KREDITNO JEMSTVO
KOSOVO CREDIT GUARANTEE FUND

Main Sectors	No of Loans	Approved Amount	Guarantee Amount	No Of Employees	Proj. Employees.*	Projected new employment
Wholesale & Retail Trade	3,859	164,523,711	88,758,059	18,381	23,942	5,561
Services	2,694	96,589,846	52,277,313	18,310	22,969	4,659
Manufacturing Products	1,739	82,596,074	46,862,969	11,943	15,222	3,279
Agriculture, Forestry and Fishing	938	30,518,200	16,069,336	2,271	3,445	1,174
Construction	834	34,504,150	17,868,555	7,077	8,794	1,717
Total	10,064	408,731,981	221,836,232	57,982	74,372	16,390

* This is an estimation reported by the beneficiaries



LOAN PURPOSE



FONDI KOSOVAR PËR GARANCI KREDITORE
KOSOVSKI FOND ZA KREDITNO JEMSTVO
KOSOVO CREDIT GUARANTEE FUND

Purpose of the Loans	Number of Loans	Approved Amount	Guarantee Amount
Construction, Renovation or Land	1,544	70,611,286	37,611,409
Equipment	2,444	96,204,204	52,822,473
Working Capital	4,306	177,394,841	99,539,001
Other	1,770	64,521,650	31,863,350
Total	10,064	408,731,981	221,836,232

