

Portfolio Development



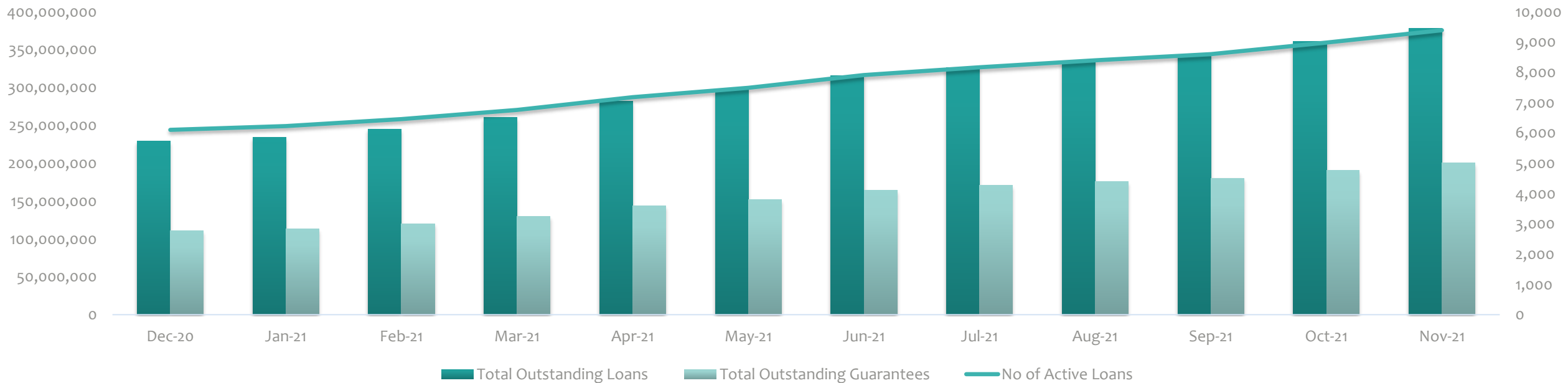
LOAN STATISTICS



FONDI KOSOVAR PËR GARANCI KREDITORE
KOSOVSKI FOND ZA KREDITNO JEMSTVO
KOSOVO CREDIT GUARANTEE FUND

	Aug-21	Sep-21	Oct-21	Nov-21
Approved Loan Amount	335,812,962	343,679,347	360,706,811	377,766,831
Total Outstanding Loans	172,647,673	175,535,699	184,751,174	193,752,157
Approved Guarantee Amount	175,683,563	180,342,300	190,378,547	200,896,687
Total Outstanding Guarantees	95,723,479	97,736,542	103,532,405	109,627,105
No of Loans	8,398	8,602	8,982	9,391

Approved Loans and Guarantees

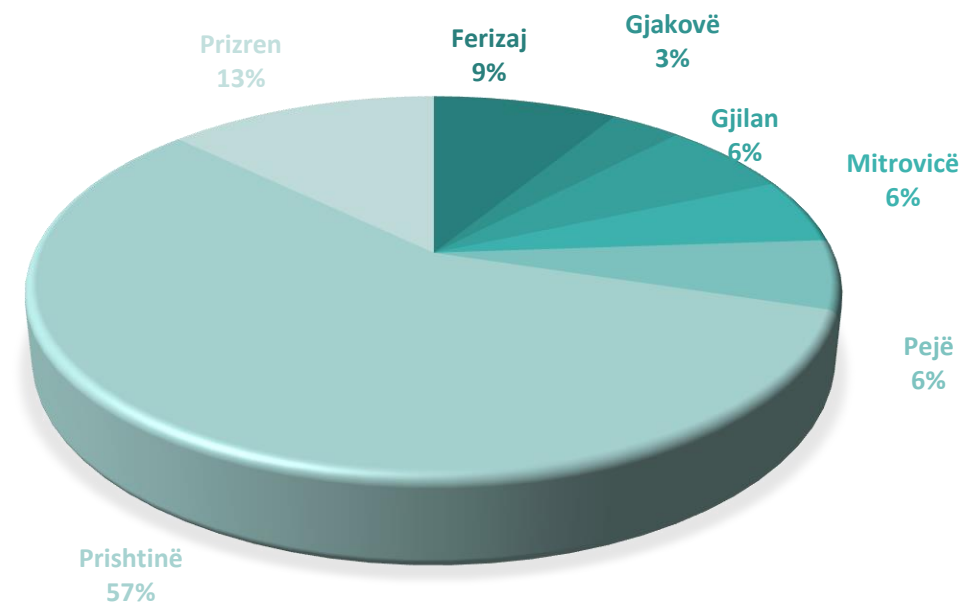


LOAN DISTRIBUTION BY REGION



FONDI KOSOVAR PËR GARANCI KREDITORE
KOSOVSKI FOND ZA KREDITNO JEMSTVO
KOSOVO CREDIT GUARANTEE FUND

Loans by Regions	No of Loans	Approved Amount	Guarantee Amount
Ferizaj / Uroševac	864	33,028,500	17,181,910
Gjakovë / Djakovica	365	12,650,500	6,577,850
Gjilan /Gnjilane	602	23,731,650	12,520,065
Mitrovicë/ Mitrovica	536	20,819,300	10,105,750
Pejë / Peć	561	22,375,100	11,437,435
Prishtinë / Priština	5,321	216,848,931	117,694,336
Prizren	1,142	48,312,850	25,379,341
Total	9,391	377,766,831	200,896,687



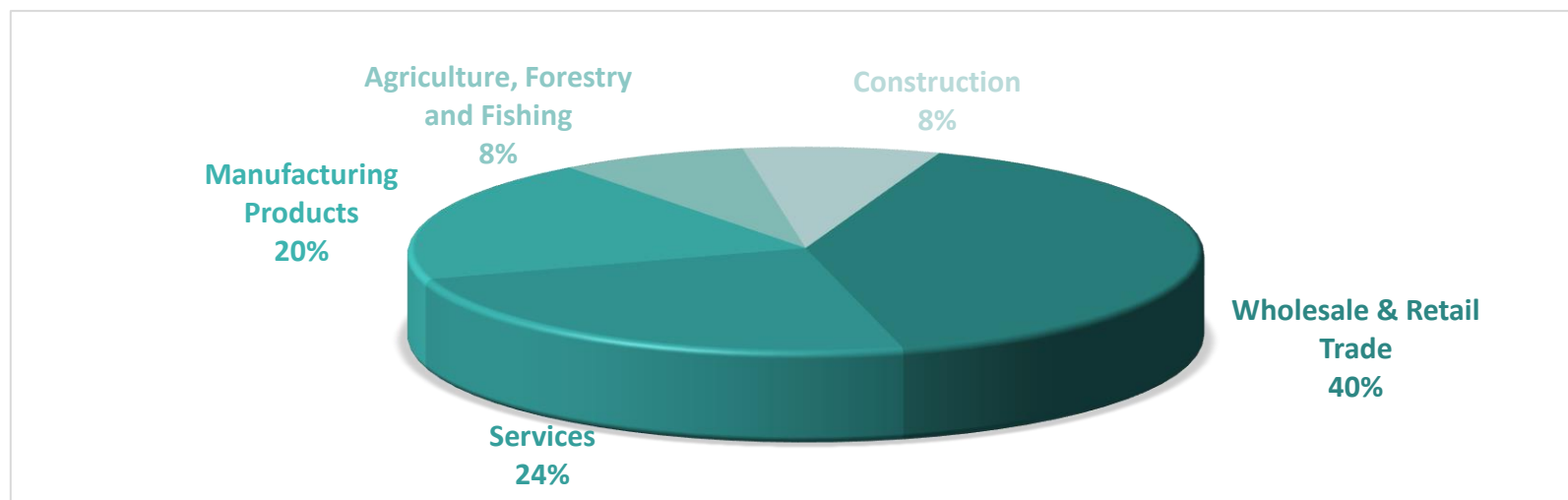
LOANS BY SECTOR



FONDI KOSOVAR PËR GARANCI KREDITORE
KOSOVSKI FOND ZA KREDITNO JEMSTVO
KOSOVO CREDIT GUARANTEE FUND

Main Sectors	No of Loans	Approved Amount	Guarantee Amount	No Of Employees	Proj. Employees.*	Projected new employment
Wholesale & Retail Trade	3,639	153,020,611	81,056,359	16,836	22,028	5,192
Services	2,531	90,705,546	47,987,453	17,280	21,664	4,384
Manufacturing Products	1,604	73,964,174	40,867,059	10,937	13,953	3,016
Agriculture, Forestry and Fishing	874	29,329,600	15,318,486	2,182	3,311	1,129
Construction	743	30,746,900	15,667,330	6,040	7,549	1,509
Total	9,391	377,766,831	200,896,687	53,275	68,505	15,230

* This is an estimation reported by the beneficiaries



LOAN PURPOSE



FONDI KOSOVAR PËR GARANCI KREDITORE
KOSOVSKI FOND ZA KREDITNO JEMSTVO
KOSOVO CREDIT GUARANTEE FUND

Purpose of the Loans	Number of Loans	Approved Amount	Guarantee Amount
Construction, Renovation or Land	1,443	66,041,986	34,536,719
Equipment	2,227	85,572,954	45,748,218
Working Capital	3,953	161,650,241	88,762,901
Other	1,768	64,501,650	31,848,850
Total	9,391	377,766,831	200,896,687

