

Portfolio Development



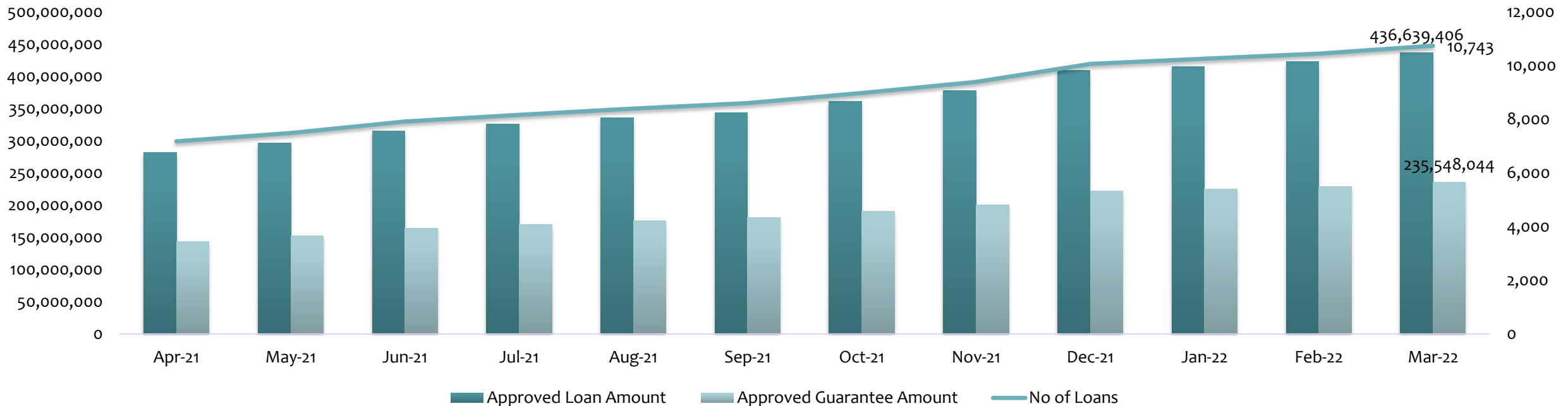
LOAN STATISTICS



FONDI KOSOVAR PËR GARANCI KREDITORE
KOSOVSKI FOND ZA KREDITNO JEMSTVO
KOSOVO CREDIT GUARANTEE FUND

	Dec-21	Jan-22	Feb-22	Mar-22
Approved Loan Amount	408,731,981	415,107,706	423,375,406	436,639,406
Total Outstanding Loans	216,505,367	214,636,987	215,239,714	219,635,037
Approved Guarantee Amount	221,836,232	224,970,094	229,029,544	235,548,044
Total Outstanding Guarantees	126,118,427	124,660,769	124,462,693	125,977,680
No of Loans	10,064	10,261	10,447	10,743

APPROVED LOANS

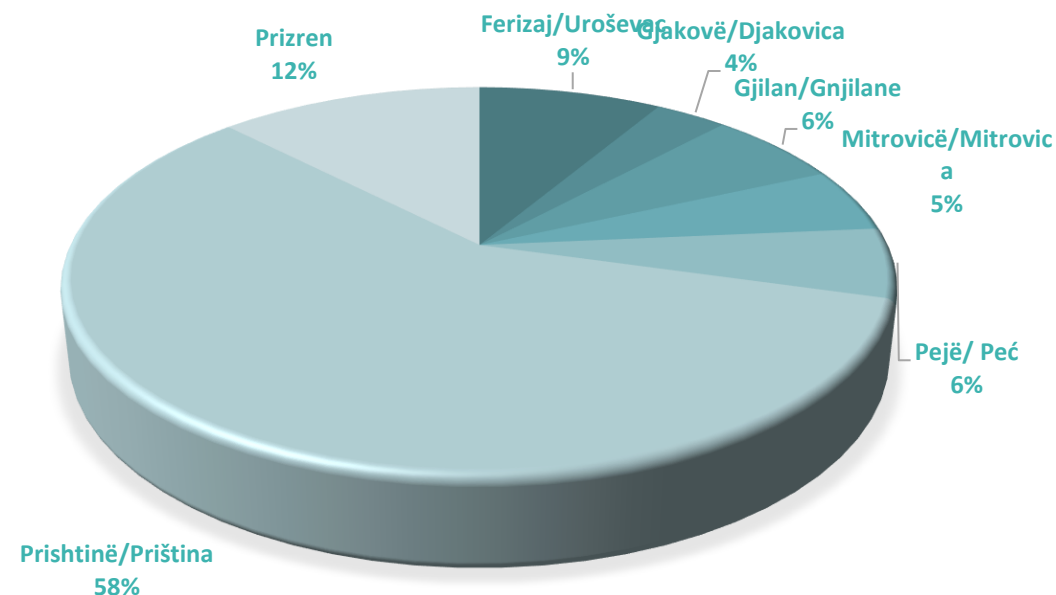


LOAN DISTRIBUTION BY REGION



FONDI KOSOVAR PËR GARANCI KREDITORE
KOSOVSKI FOND ZA KREDITNO JEMSTVO
KOSOVO CREDIT GUARANTEE FUND

Main Regions	No of Loans	Approved Amount	Guarantee Amount
Ferizaj/Uroševac	978	37,345,000	19,688,560
Gjakovë/Djakovica	430	14,720,900	7,815,940
Gjilan/Gnjilane	689	27,615,650	14,866,365
Mitrovicë/Mitrovica	591	23,246,100	11,447,850
Pejë/ Peć	633	25,437,300	13,293,885
Prishtinë/Priština	6,144	254,459,106	139,815,203
Prizren	1,278	53,815,350	28,620,241
Total	10,743	436,639,406	235,548,044



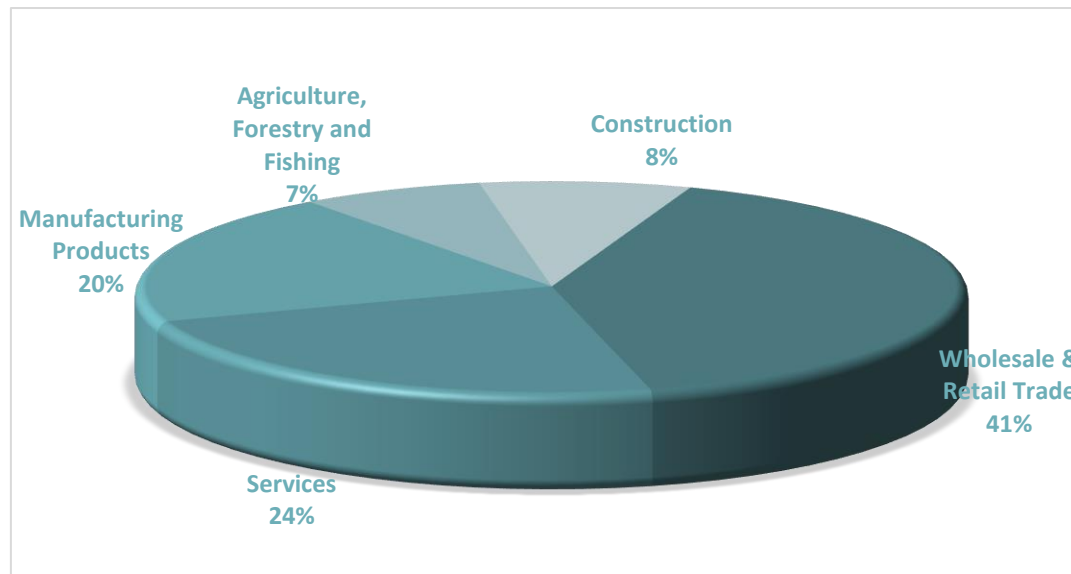
LOANS BY SECTOR



FONDI KOSOVAR PËR GARANCI KREDITORE
KOSOVSKI FOND ZA KREDITNO JEMSTVO
KOSOVO CREDIT GUARANTEE FUND

Main Sectors	No of Loans	Approved Amount	Guarantee Amount	No Of Employees	Proj. Employees.*	Projected new employment
Wholesale & Retail Trade	4,159	177,107,011	94,940,109	19,571	25,584	6,013
Services	2,854	102,765,171	55,298,576	19,239	24,173	4,934
Manufacturing Products	1,851	88,121,174	49,573,619	12,732	16,262	3,530
Agriculture, Forestry and Fishing	976	31,841,900	16,725,186	2,372	3,603	1,231
Construction	903	36,804,150	19,010,555	7,604	9,475	1,871
Total	10,743	436,639,406	235,548,044	61,518	79,097	17,579

* This is an estimation reported by the beneficiaries



LOAN PURPOSE



FONDI KOSOVAR PËR GARANCI KREDITORE
KOSOVSKI FOND ZA KREDITNO JEMSTVO
KOSOVO CREDIT GUARANTEE FUND

Purpose of the Loans	Number of Loans	Approved Amount	Guarantee Amount
Construction,Renovation or Land	1,611	73,748,486	39,180,009
Equipment	2,621	103,606,129	56,409,135
Working Capital	4,740	194,743,141	108,085,551
Other	1,771	64,541,650	31,873,350
Total	10,743	436,639,406	235,548,044

