

Portfolio Development



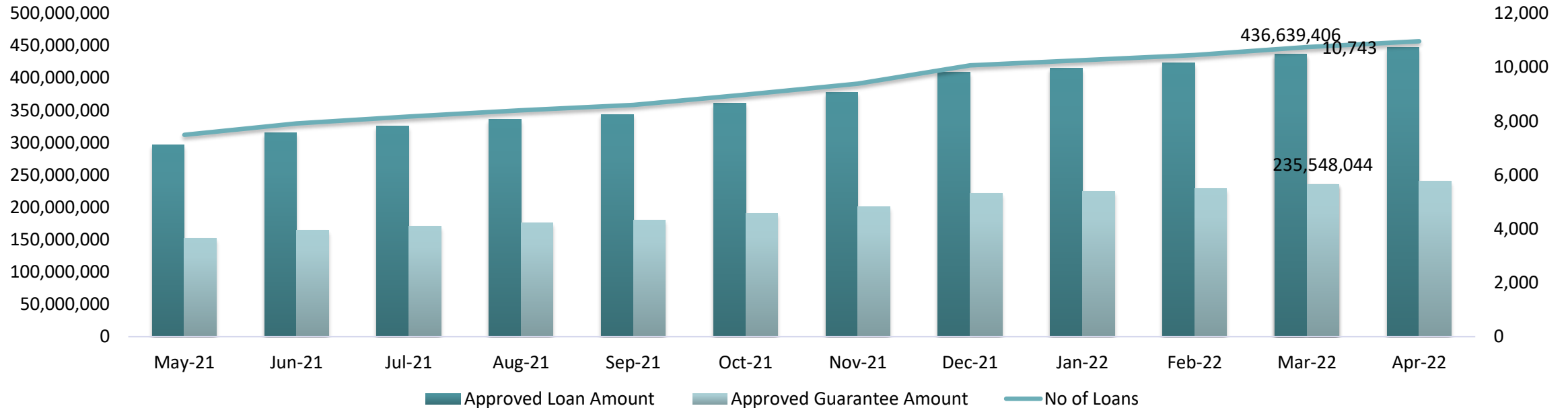
LOAN STATISTICS



FONDI KOSOVAR PËR GARANCI KREDITORE
KOSOVSKI FOND ZA KREDITNO JEMSTVO
KOSOVO CREDIT GUARANTEE FUND

	Feb-22	Mar-22	Mar-22	Apr-22
Approved Loan Amount	423,375,406	436,639,406	436,639,406	447,168,906
Total Outstanding Loans	215,239,714	219,635,037	219,635,037	221,792,625
Approved Guarantee Amount	229,029,544	235,548,044	235,548,044	240,624,794
Total Outstanding Guarantees	124,462,693	125,977,680	125,977,680	126,459,292
No of Loans	10,447	10,743	10,743	10,963

APPROVED LOANS

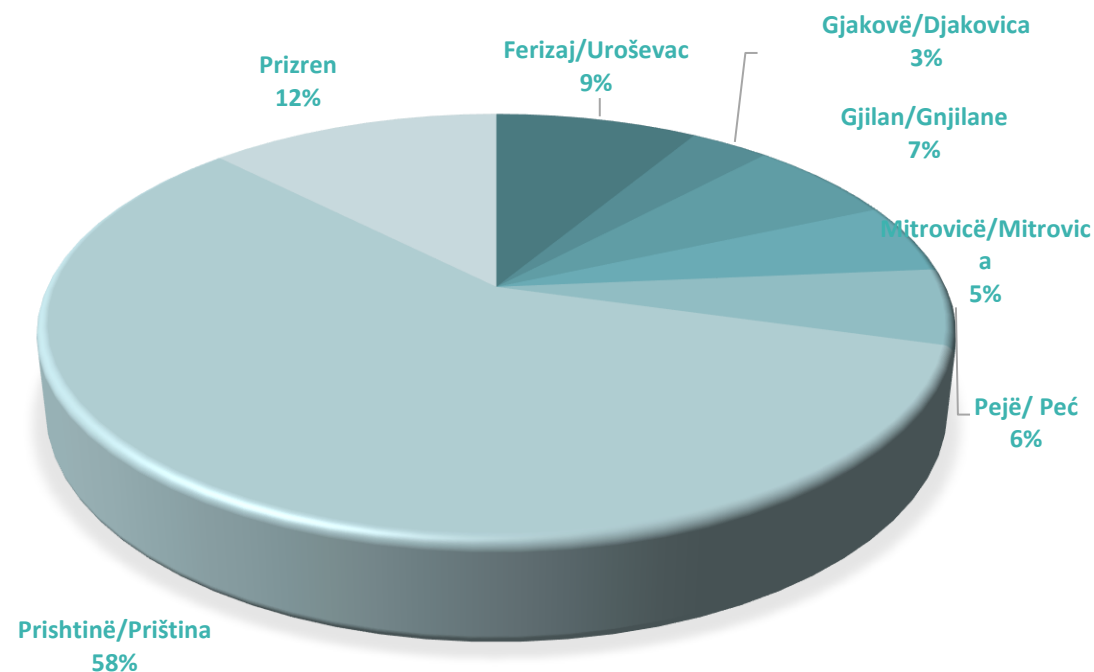


LOAN DISTRIBUTION BY REGION



FONDI KOSOVAR PËR GARANCI KREDITORE
KOSOVSKI FOND ZA KREDITNO JEMSTVO
KOSOVO CREDIT GUARANTEE FUND

Main Regions	No of Loans	Approved Amount	Guarantee Amount
Ferizaj/Uroševac	999	38,396,000	20,214,060
Gjakovë/Djakovica	438	14,973,000	7,941,990
Gjilan/Gnjilane	708	28,631,150	15,352,115
Mitrovicë/Mitrovica	597	23,593,100	11,621,350
Pejë/ Peć	645	25,874,800	13,488,635
Prishtinë/Priština	6,274	260,327,506	142,707,403
Prizren	1,302	55,373,350	29,299,241
Total	10,963	447,168,906	240,624,794



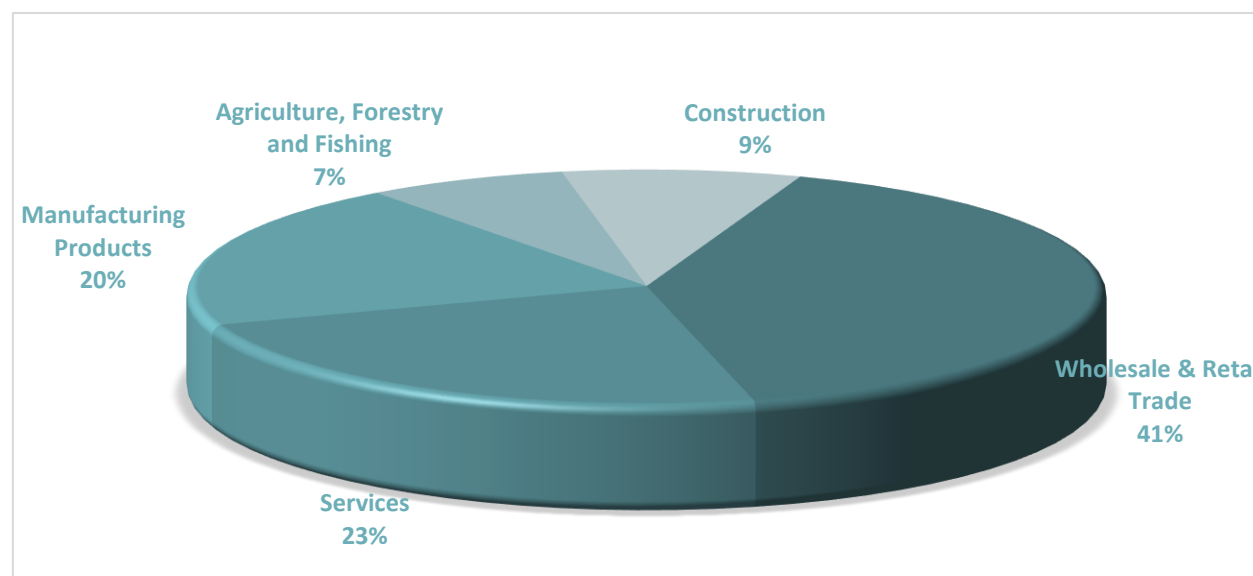
LOANS BY SECTOR



FONDI KOSOVAR PËR GARANCI KREDITORE
KOSOVSKI FOND ZA KREDITNO JEMSTVO
KOSOVO CREDIT GUARANTEE FUND

Main Sectors	No of Loans	Approved Amount	Guarantee Amount	No Of Employees	Proj. Employees.*	Projected new employment
Wholesale & Retail Trade	4,245	181,739,011	97,151,609	19,843	25,992	6,149
Services	2,912	104,821,071	56,299,526	19,793	24,857	5,064
Manufacturing Products	1,895	89,870,274	50,397,669	12,972	16,575	3,603
Agriculture, Forestry and Fishing	991	32,324,400	16,966,436	2,404	3,647	1,243
Construction	920	38,414,150	19,809,555	7,798	9,712	1,914
Total	10,963	447,168,906	240,624,794	62,810	80,783	17,973

* This is an estimation reported by the beneficiaries



LOAN PURPOSE



FONDI KOSOVAR PËR GARANCI KREDITORE
KOSOVSKI FOND ZA KREDITNO JEMSTVO
KOSOVO CREDIT GUARANTEE FUND

Purpose of the Loans	Number of Loans	Approved Amount	Guarantee Amount
Construction,Renovation or Land	1,633	74,677,986	39,644,759
Equipment	2,692	107,549,129	58,201,635
Working Capital	4,867	200,400,141	110,905,051
Other	1,771	64,541,650	31,873,350
Total	10,963	447,168,906	240,624,794

